


POWER COMBICON Plugs and Headers PC 6/... for Currents up to 41 A, 10.16 mm Pitch

The PC 6 plug connector features highly conductive metal alloys to offer a current carrying capacity of 41 A at a rated voltage of 1000 V. A double steel spring on the female side offers additional contact reliability especially in the case of extreme fluctuations of power or temperature.

The plugs are also available with a screw flange for vibration-proof connection to the headers, with 2 to 8 positions.

The plugs and headers are coded with the CP-HCC 4. coding profile. The self-adhesive marker cards SK 10/5 are used for labeling (see COMBICON catalog).





PC 6/...-ST-10,16

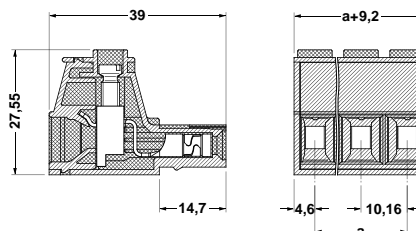
10.16 mm Pitch



Note:

COMBICON plug connectors may only be actuated in the no-load condition. If smaller loads need to be switched for operational reasons, experimental values are available on request.

Description	No. of positions	Dim. a [mm]	Type	Order No.	Pcs./Pkt.
POWER COMBICON plugs, 10.16 mm pitch, color: green	2	10.16	PC 6/2-ST-10,16	19 13 50 7	50
	3	20.32	PC 6/3-ST-10,16	19 13 51 0	
	4	30.48	PC 6/4-ST-10,16	19 13 52 3	
	5	40.64	PC 6/5-ST-10,16	19 13 53 6	
	6	50.80	PC 6/6-ST-10,16	19 13 54 9	
	7	60.96	PC 6/7-ST-10,16	19 13 55 2	
	8	71.12	PC 6/8-ST-10,16	19 13 56 5	
(1) Coding profile , is inserted into the recess on the plug and header, insulating material: red			CP-HCC 4	16 00 02 7	
(2) Marker card , with 10 pcs. 10-section marker strips, white, self-adhesive, for 100 terminal blocks			SK 10/5 (see COMBICON catalog)		
(3) Screwdriver , blade: 1.0 x 4.0 x 100 mm, length: 200 mm			SZS 1,0 x 4,0	12 05 06 6	10
Technical data			see description		
Dimensions			10.16		
Pitch [mm]			-		
Hole diameter [mm]			-		
Pin dimensions [mm]x[mm]			-		
Technical data in accordance with IEC/ DIN VDE					
Insulating material group			I		
Surge voltage category / contamination class			III / 3 III / 2 II / 2		
Rated voltage [V]			1000 1000 1000		
Rated surge voltage [kV]			8 8 8		
Nominal current / cross section [A]/[mm ²]			41 / 6.0		
Maximum load current / cross section [A]/[mm ²]			41 / 6.0		
Connection capacity					
Solid / stranded / conductor sizes [mm ²]/[mm ²]/AWG			0.5 - 10.0 / 0.5 - 6.0 / 20 - 7		
Stranded with ferrule without / with plastic sleeve [mm ²]			0.5 - 6.0 / 0.5 - 6.0		
Multiple connection (2 conductors with same cross section)					
Solid / stranded [mm ²]			0.5 - 6.0 / 0.5 - 6.0		
Stranded with ferrule with plastic sleeve [mm ²]			0.5 - 2.5		
Stranded with TWIN ferrule with plastic sleeve [mm ²]			0.5 - 4.0		
Stripping length [mm]			12		
Internal cylindrical gauge (IEC 60 947-1)			A 5		
Thread			M 4		
Torque [Nm]			1.2 - 1.5		
Insulating material			PA		
Inflammability class in acc. with UL 94			V0		
Approval data (UL/CUL and CSA)					
Nominal voltage / current / conductor sizes UL/CUL:[V]/[A]/AWG			600 / 41 / 20 - 8		
CSA:[V]/[A]/AWG			-		





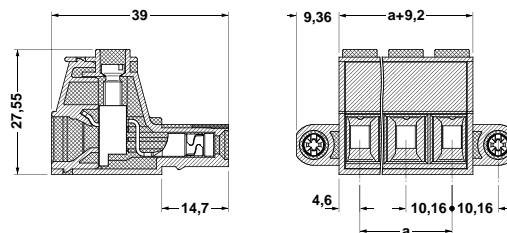
PC 6/...-STF-10,16 with Screw Flange 10.16 mm Pitch



HNote:


COMBICON plug connectors may only be actuated in the no-load condition. If smaller loads need to be switched for operational reasons, experimental values are available on request.

Description	No. of positions	Dim. a [mm]	Type	Order No.	Pcs./Pkt.
POWER COMBICON plugs, 10.16 mm pitch, color: green, with screw flange	2 3 4 5 6 7 8	10.16 20.32 30.48 40.64 50.80 60.96 71.12	PC 6/2-STF-10,16 PC 6/3-STF-10,16 PC 6/4-STF-10,16 PC 6/5-STF-10,16 PC 6/6-STF-10,16 PC 6/7-STF-10,16 PC 6/8-STF-10,16	19 13 57 8 19 13 58 1 19 13 59 4 19 13 60 4 19 13 61 7 19 13 62 0 19 13 63 3	50
(1) Coding profile , is inserted into the recess on the plug and header, insulating material: red			CP-HCC 4	16 00 02 7	100
(2) Marker card , with 10 pcs. 10-section marker strips, white, self-adhesive, for 100 terminal blocks			SK 10/5 (see COMBICON catalog)		
(3) Screwdriver , blade: 1.0 x 4.0 x 100 mm, length: 200 mm			SZS 1,0 x 4,0	12 05 06 6	10
Technical data			see description		
Dimensions			10.16		
Pitch			-		
Hole diameter			-		
Pin dimensions			-		
Technical data in accordance with IEC/ DIN VDE					
Insulating material group			I		
Surge voltage category / contamination class			III / 3 III / 2 II / 2		
Rated voltage			1000 1000 1000		
Rated surge voltage			8 8 8		
Nominal current / cross section			41 / 6.0		
Maximum load current / cross section			41 / 6.0		
Connection capacity			0.5 - 10.0 / 0.5 - 6.0 / 20 - 7		
Solid / stranded / conductor sizes [mm ²]/[mm ²]/AWG			0.5 - 6.0 / 0.5 - 6.0		
Stranded with ferrule without / with plastic sleeve [mm ²]					
Multiple connection (2 conductors with same cross section)			0.5 - 6.0 / 0.5 - 6.0		
Solid / stranded [mm ²]			0.5 - 2.5		
Stranded with ferrule with plastic sleeve [mm ²]			0.5 - 4.0		
Stranded with TWIN ferrule with plastic sleeve [mm ²]					
Stripping length			12		
Internal cylindrical gauge (IEC 60 947-1)			A 5		
Thread			M 4		
Torque			1.2 - 1.5		
Insulating material			PA		
Inflammability class in acc. with UL 94			V0		
Approval data (UL/CUL and CSA)			600 / 41 / 20 - 8		
Nominal voltage / current / conductor sizes UL/CUL:[V]/[A]/AWG			-		
CSA:[V]/[A]/AWG					



PC 6/...-G-10,16


10.16 mm Pitch



Note:

COMBICON plug connectors may only be actuated in the no-load condition. If smaller loads need to be switched for operational reasons, experimental values are available on request.

Description	No. of positions	Dim. a [mm]
POWER COMBICON headers, 10.16 mm pitch, color: green, plug-in direction parallel to the PCB	2	10.16
	3	20.32
	4	30.48
	5	40.64
	6	50.80
	7	60.96
	8	71.12

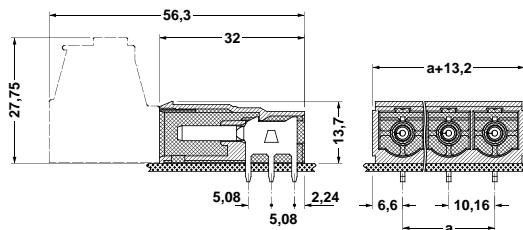
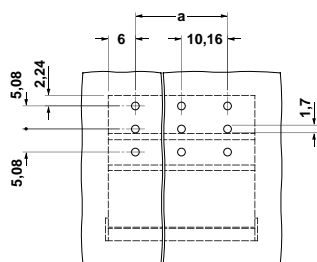
(1) **Coding profile**, is inserted into the recess on the plug and header, insulating material: red 

(2) **Marker card**, with 10 pcs. 10-section marker strips, white, self-adhesive, for 100 terminal blocks


Technical data	
Dimensions	
Pitch	[mm]
Hole diameter	[mm]
Pin dimensions	[mm]x[mm]
Technical data in accordance with IEC/ DIN VDE	
Insulating material group	-
Surge voltage category / contamination class	-/-
Rated voltage	[V]
Rated surge voltage	[kV]
Nominal current / cross section	[A]/[mm ²]
Maximum load current / cross section	[A]/[mm ²]
Connection capacity	
Solid / stranded / conductor sizes	[mm ²]/[mm ²]/AWG
Stranded with ferrule without / with plastic sleeve	[mm ²]
Multiple connection (2 conductors with same cross section)	
Solid / stranded	[mm ²]
Stranded with ferrule with plastic sleeve	[mm ²]
Stranded with TWIN ferrule with plastic sleeve	[mm ²]
Stripping length	[mm]
Internal cylindrical gauge (IEC 60 947-1)	
Thread	
Torque	[Nm]
Insulating material	
Inflammability class in acc. with UL 94	
Approval data (UL/CUL and CSA)	
Nominal voltage / current / conductor sizes	UL/CUL:[V]/[A]/AWG CSA:[V]/[A]/AWG

Type	Order No.	Pcs./Pkt.
PC 6/2-G-10,16	19 13 64 6	50
PC 6/3-G-10,16	19 13 65 9	
PC 6/4-G-10,16	19 13 66 2	
PC 6/5-G-10,16	19 13 67 5	
PC 6/6-G-10,16	19 13 68 8	
PC 6/7-G-10,16	19 13 69 1	
PC 6/8-G-10,16	19 13 70 1	
CP-HCC 4	16 00 02 7	100
SK 10/5 (see COMBICON catalog)		
see description		
	10.16	
	1.7	
	1.0 x 1.2	
	I	
III / 3	III / 2	II / 2
630 ¹⁾	1000	1000
6	8	8
	41 / -	
	41 / -	
	-	
	-	
	-	
	-	
	PA	
	V0	
	300 / 41 / -	
	-	

1) 1000 V on printed circuit board.




PC 6/...-GF-10,16 with Threaded Flange 10.16 mm Pitch



Note:

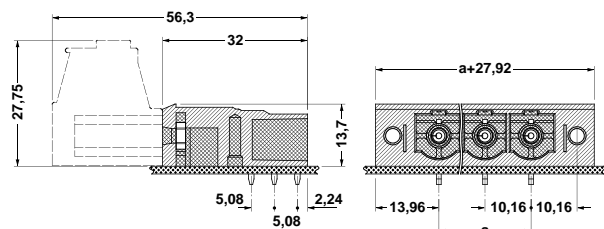
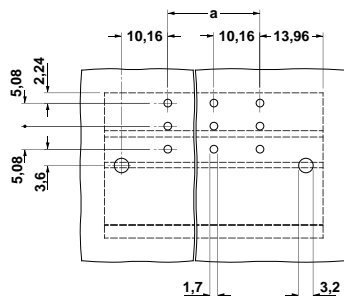
COMBICON plug connectors may only be actuated in the no-load condition. If smaller loads need to be switched for operational reasons, experimental values are available on request.

Description	No. of positions	Dim. a [mm]	Type	Order No.	Pcs./Pkt.
POWER COMBICON headers, 10.16 mm pitch, color: green, plug-in direction parallel to the PCB, with threaded flange	2	10.16	PC 6/2-GF-10,16	19 13 71 4	50
	3	20.32	PC 6/3-GF-10,16	19 13 72 7	
	4	30.48	PC 6/4-GF-10,16	19 13 73 0	
	5	40.64	PC 6/5-GF-10,16	19 13 74 3	
	6	50.80	PC 6/6-GF-10,16	19 13 75 6	
	7	60.96	PC 6/7-GF-10,16	19 13 76 9	
	8	71.12	PC 6/8-GF-10,16	19 13 77 2	
	(1) Coding profile , is inserted into the recess on the plug and header, insulating material: red			CP-HCC 4	
(2) Marker card , with 10 pcs. 10-section marker strips, white, self-adhesive, for 100 terminal blocks			SK 10/5 (see COMBICON catalog)		

Technical data


Dimensions		
Pitch	[mm]	10.16
Hole diameter	[mm]	1.7
Pin dimensions	[mm]x[mm]	1.0 x 1.2
Technical data in accordance with IEC/ DIN VDE		
Insulating material group		-
Surge voltage category / contamination class		III / 3
Rated voltage	[V]	630 ¹⁾
Rated surge voltage	[kV]	6
Nominal current / cross section	[A]/[mm ²]	41 / -
Maximum load current / cross section	[A]/[mm ²]	41 / -
Connection capacity		
Solid / stranded / conductor sizes	[mm ²]/[mm ²]/AWG	-
Stranded with ferrule without / with plastic sleeve	[mm ²]	-
Multiple connection (2 conductors with same cross section)		
Solid / stranded	[mm ²]	-
Stranded with ferrule with plastic sleeve	[mm ²]	-
Stranded with TWIN ferrule with plastic sleeve	[mm ²]	-
Stripping length	[mm]	-
Internal cylindrical gauge (IEC 60 947-1)		-
Thread		-
Torque	[Nm]	-
Insulating material		
Inflammability class in acc. with UL 94		PA
Approval data (UL/CUL and CSA)		V0
Nominal voltage / current / conductor sizes	UL/CUL:[V]/[A]/AWG CSA:[V]/[A]/AWG	300 / 41 / - -

¹⁾ 1000 V on printed circuit board.




PCV 6/...-G-10,16

10.16 mm Pitch



Note:

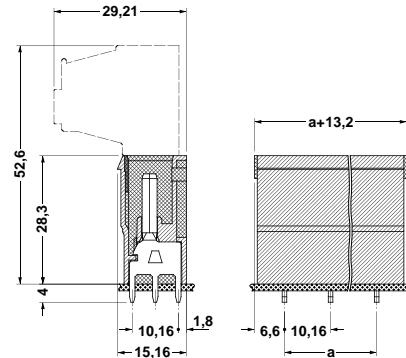
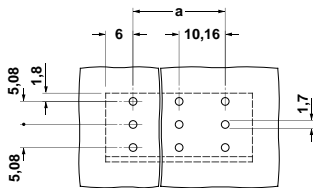
COMBICON plug connectors may only be actuated in the no-load condition. If smaller loads need to be switched for operational reasons, experimental values are available on request.

Description	No. of positions	Dim. a [mm]	Type	Order No.	Pcs./Pkt.
POWER COMBICON headers, 10.16 mm pitch, color: green, plug-in direction vertical to the PCB,	2	10.16	PCV 6/2-G-10,16	19 22 48 8	50
	3	20.32	PCV 6/3-G-10,16	19 22 49 1	
	4	30.48	PCV 6/4-G-10,16	19 22 50 1	
	5	40.64	PCV 6/5-G-10,16	19 22 51 4	
	6	50.80	PCV 6/6-G-10,16	19 22 52 7	
	7	60.96	PCV 6/7-G-10,16	19 22 53 0	
	8	71.12	PCV 6/8-G-10,16	19 22 54 3	
	9	81.28	PCV 6/9-G-10,16	19 22 55 6	
	(1) Coding profile , is inserted into the recess on the plug and header, insulating material: red			CP-HCC 4	
(2) Marker card , with 10 pcs. 10-section marker strips, white, self-adhesive, for 100 terminal blocks			SK 10/5 (see COMBICON catalog)		


Technical data

Dimensions		
Pitch	[mm]	10.16
Hole diameter	[mm]	1.7
Pin dimensions	[mm]x[mm]	1.0 x 1.2
Technical data in accordance with IEC/ DIN VDE		
Insulating material group		-
Surge voltage category / contamination class	-/-	III / 3
Rated voltage	[V]	630 ¹⁾
Rated surge voltage	[kV]	6
Nominal current / cross section	[A]/[mm ²]	41 / -
Maximum load current / cross section	[A]/[mm ²]	41 / -
Connection capacity		
Solid / stranded / conductor sizes	[mm ²]/[mm ²]/AWG	-
Stranded with ferrule without / with plastic sleeve	[mm ²]	-
Multiple connection (2 conductors with same cross section)		
Solid / stranded	[mm ²]	-
Stranded with ferrule with plastic sleeve	[mm ²]	-
Stranded with TWIN ferrule with plastic sleeve	[mm ²]	-
Stripping length	[mm]	-
Internal cylindrical gauge (IEC 60 947-1)		-
Thread		-
Torque	[Nm]	-
Insulating material		
Inflammability class in acc. with UL 94		PA
Approval data (UL/CUL and CSA)		
Nominal voltage / current / conductor sizes	UL/CUL:[V]/[A]/AWG CSA:[V]/[A]/AWG	300 / 41 / -

¹⁾ 1000 V on printed circuit board.




PCV 6/...-GF-10,16 with Threaded Flange 10.16 mm Pitch

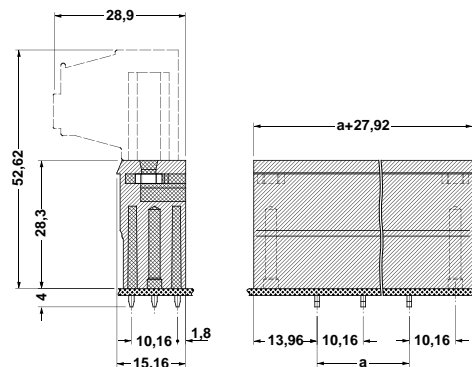
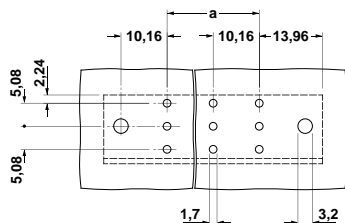


Note:

COMBICON plug connectors may only be actuated in the no-load condition. If smaller loads need to be switched for operational reasons, experimental values are available on request.

Description	No. of positions	Dim. a [mm]	Type	Order No.	Pcs./Pkt.
POWER COMBICON headers, 10.16 mm pitch, color: green, plug-in direction vertical to the PCB, with threaded flange	2	10.16	PCV 6/2-GF-10,16	19 22 56 9	50
	3	20.32	PCV 6/3-GF-10,16	19 22 57 2	
	4	30.48	PCV 6/4-GF-10,16	19 22 58 5	
	5	40.64	PCV 6/5-GF-10,16	19 22 59 8	
	6	50.80	PCV 6/6-GF-10,16	19 22 60 8	
	7	60.96	PCV 6/7-GF-10,16	19 22 61 1	
	8	71.12	PCV 6/8-GF-10,16	19 22 62 4	
	(1) Coding profile , is inserted into the recess on the plug and header, insulating material: red			CP-HCC 4	
(2) Marker card , with 10 pcs. 10-section marker strips, white, self-adhesive, for 100 terminal blocks			SK 10/5 (see COMBICON catalog)		
Technical data			see description		
Dimensions			10.16		
Pitch [mm]			1.7		
Hole diameter [mm]			1.0 x 1.2		
Pin dimensions [mm]x[mm]					
Technical data in accordance with IEC/ DIN VDE					
Insulating material group			I		
Surge voltage category / contamination class			III / 3		
Rated voltage [V]			630 ¹⁾		
Rated surge voltage [kV]			6		
Nominal current / cross section [A]/[mm ²]			III / 2		
Maximum load current / cross section [A]/[mm ²]			1000		
Connection capacity			II / 2		
Solid / stranded / conductor sizes [mm ²]/[mm ²]/AWG			8		
Stranded with ferrule without / with plastic sleeve [mm ²]			41 / -		
Multiple connection (2 conductors with same cross section)			41 / -		
Solid / stranded [mm ²]			-		
Stranded with ferrule with plastic sleeve [mm ²]			-		
Stranded with TWIN ferrule with plastic sleeve [mm ²]			-		
Stripping length [mm]			-		
Internal cylindrical gauge (IEC 60 947-1)			-		
Thread			-		
Torque [Nm]			-		
Insulating material			PA		
Inflammability class in acc. with UL 94			V0		
Approval data (UL/CUL and CSA)					
Nominal voltage / current / conductor sizes UL/CUL:[V]/[A]/AWG			300 / 41 / -		
CSA:[V]/[A]/AWG			-		

1) 1000 V on printed circuit board.



POWER COMBICON Plug-In Block for Direct Mounting, 10.16 mm Pitch

All electronic components are pluggable and easy to maintain. The plug is not connected to the PCB, however, but vice versa.

Plug-in blocks PCU 6/...-STD-10,16 with a screw connection and vertical plug-in direction have a base plate with two mounting ears for screwing onto mounting plates or into component housings.

They are available with 2 to 9 positions and a 10.16 mm pitch.

The self-adhesive marker cards SK 10/5 are used for labeling (see COMBICON catalog)





PCU 6/...-STD-10,16

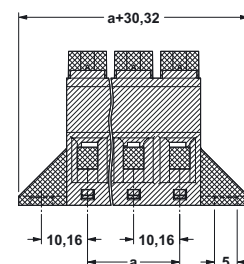
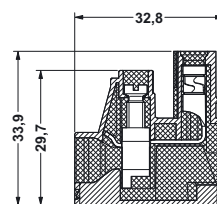
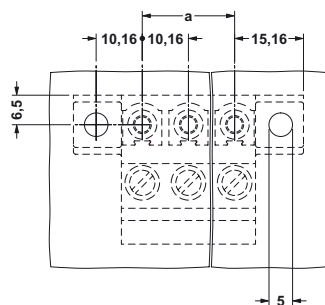
10.16 mm Pitch



Note:

COMBICON plug connectors may only be actuated in the no-load condition. If smaller loads need to be switched for operational reasons, experimental values are available on request.

Description	No. of positions	Dim. a [mm]	Type	Order No.	Pcs./Pkt.
POWER COMBICON plug-in block, 10.16 mm pitch, color: green	2	10.16	PCU 6/2-STD-10,16	19 22 63 7	50
	3	20.32	PCU 6/3-STD-10,16	19 22 64 0	
	4	30.48	PCU 6/4-STD-10,16	19 22 65 3	
	5	40.64	PCU 6/5-STD-10,16	19 22 66 6	
	6	50.80	PCU 6/6-STD-10,16	19 22 67 9	
	7	60.96	PCU 6/7-STD-10,16	19 22 68 2	
	8	71.12	PCU 6/8-STD-10,16	19 22 69 5	
	9	81.28	PCU 6/9-STD-10,16	19 22 70 5	
	(1) Coding profile , is inserted into the recess on the plug and header, insulating material: red			CP-HCC 4	
(2) Marker card , with 10 pcs. 10-section marker strips, white, self-adhesive, for 100 terminal blocks			SK 10/5 (see COMBICON catalog)		
(3) Screwdriver , blade: 1.0 x 4.0 x 100 mm, length: 200 mm			SZS 1,0 x 4,0	12 05 06 6	10
Technical data	see description				
Dimensions	10.16				
Pitch	[mm]	-			
Hole diameter	[mm]	-			
Pin dimensions	[mm]x[mm]	-			
Technical data in accordance with IEC/ DIN VDE					
Insulating material group	-	I			
Surge voltage category / contamination class	-/-	III / 3	III / 2	II / 2	
Rated voltage	[V]	1000	1000	1000	
Rated surge voltage	[kV]	8	8	8	
Nominal current / cross section	[A]/[mm ²]	41 / 6.0			
Maximum load current / cross section	[A]/[mm ²]	41 / 6.0			
Connection capacity					
Solid / stranded / conductor sizes	[mm ²]/[mm ²]/AWG	0.5 - 10.0 / 0.5 - 6.0 / 20 - 7			
Stranded with ferrule without / with plastic sleeve	[mm ²]	0.5 - 6.0 / 0.5 - 6.0			
Multiple connection (2 conductors with same cross section)					
Solid / stranded	[mm ²]	0.5 - 6.0 / 0.5 - 6.0			
Stranded with ferrule with plastic sleeve	[mm ²]	0.5 - 2.5			
Stranded with TWIN ferrule with plastic sleeve	[mm ²]	0.5 - 4.0			
Stripping length	[mm]	12			
Internal cylindrical gauge (IEC 60 947-1)		A 5			
Thread		M 4			
Torque	[Nm]	1.2 - 1.5			
Insulating material		PA			
Inflammability class in acc. with UL 94		V0			
Approval data (UL/CUL and CSA)					
Nominal voltage / current / conductor sizes	UL/CUL:[V]/[A]/AWG	-			
	CSA:[V]/[A]/AWG	-			



http://www.phoenixcontact.com

© Phoenix Contact 01.03.02 TNR: 5099540-02

Компания «Океан Электроники» предлагает заключение долгосрочных отношений при поставках импортных электронных компонентов на взаимовыгодных условиях!

Наши преимущества:

- Поставка оригинальных импортных электронных компонентов напрямую с производств Америки, Европы и Азии, а так же с крупнейших складов мира;
- Широкая линейка поставок активных и пассивных импортных электронных компонентов (более 30 млн. наименований);
- Поставка сложных, дефицитных, либо снятых с производства позиций;
- Оперативные сроки поставки под заказ (от 5 рабочих дней);
- Экспресс доставка в любую точку России;
- Помощь Конструкторского Отдела и консультации квалифицированных инженеров;
- Техническая поддержка проекта, помощь в подборе аналогов, поставка прототипов;
- Поставка электронных компонентов под контролем ВП;
- Система менеджмента качества сертифицирована по Международному стандарту ISO 9001;
- При необходимости вся продукция военного и аэрокосмического назначения проходит испытания и сертификацию в лаборатории (по согласованию с заказчиком);
- Поставка специализированных компонентов военного и аэрокосмического уровня качества (Xilinx, Altera, Analog Devices, Intersil, Interpoint, Microsemi, Actel, Aeroflex, Peregrine, VPT, Syfer, Eurofarad, Texas Instruments, MS Kennedy, Miteq, Cobham, E2V, MA-COM, Hittite, Mini-Circuits, General Dynamics и др.);

Компания «Океан Электроники» является официальным дистрибьютором и эксклюзивным представителем в России одного из крупнейших производителей разъемов военного и аэрокосмического назначения «JONHON», а так же официальным дистрибьютором и эксклюзивным представителем в России производителя высокотехнологичных и надежных решений для передачи СВЧ сигналов «FORSTAR».



JONHON

«JONHON» (основан в 1970 г.)

Разъемы специального, военного и аэрокосмического назначения:

(Применяются в военной, авиационной, аэрокосмической, морской, железнодорожной, горно- и нефтедобывающей отраслях промышленности)

«FORSTAR» (основан в 1998 г.)

ВЧ соединители, коаксиальные кабели,
кабельные сборки и микроволновые компоненты:

(Применяются в телекоммуникациях гражданского и специального назначения, в средствах связи, РЛС, а так же военной, авиационной и аэрокосмической отраслях промышленности).



Телефон: 8 (812) 309-75-97 (многоканальный)

Факс: 8 (812) 320-03-32

Электронная почта: ocean@oceanchips.ru

Web: <http://oceanchips.ru/>

Адрес: 198099, г. Санкт-Петербург, ул. Калинина, д. 2, корп. 4, лит. А