



Ferrites and accessories

P 26 x 16, core and accessories

Series/Type: B65671, B65672, B65679

Date: September 2011

Core

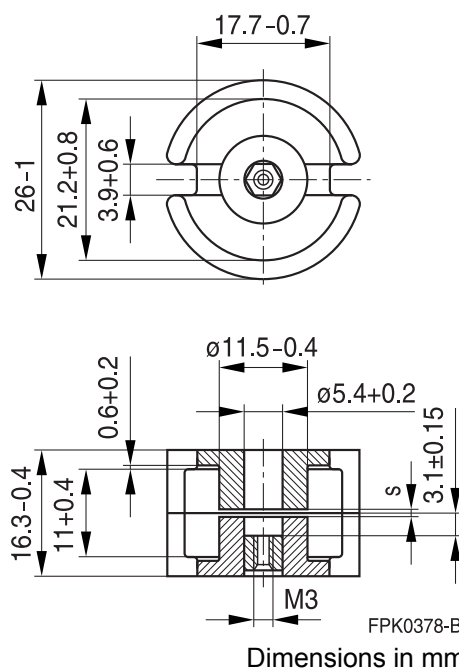
- Standard: to IEC 60133
- Delivery mode: sets

Magnetic characteristics

	with center hole	without center hole	
$\Sigma I/A$	0.4	0.37	mm ⁻¹
l_e	37.2	40	mm
A_e	93	108	mm ²
A_{min}	76.5	87	mm ²
V_e	3460	4320	mm ³

Approx. weight (per set)

	with center hole	without center hole	
m	21	23	g


Gapped

Material	AL value nH	s approx mm	μ_e	Ordering code ¹ - D with center hole - T with threaded sleeve
K1	100 ±3%	0.90	32	B65671+0100A001
M33	100 ±3% 160 ±3%	1.52 0.78	32 51	B65671+0100A033
N48	160 ±3% 250 ±3% 315 ±3% 400 ±3% 630 ±3% 800 ±3% 1000 ±5%	0.80 0.40 0.34 0.24 0.15 0.11 0.10	51 80 100 127 201 255 318	B65671+0160A048 B65671+0250A048 B65671+0315A048 B65671+0400A048 B65671+0630A048 B65671+0800A048 B65671D1000A048

Ungapped

Material	AL value nH	μ_e	P_v W/set	Ordering code - D with center hole - T with threaded sleeve
N48	4900 +30/-20%	1560		B65671D0000R048
N30	9700 +30/-30%	2680		B65671W0000R030
T38	22000 +40/-30%	6480		B65671W0000Y038
N87	5500 +30/-20%	1620	< 1.9 (200 mT, 100 kHz, +100 °C)	B65671W0000R087

¹ Replace + by D or T for required version

Coil former

Standard: to IEC 60133

Material: GFR polyterephthalate (UL 94 V-0, insulation class to IEC 60085:

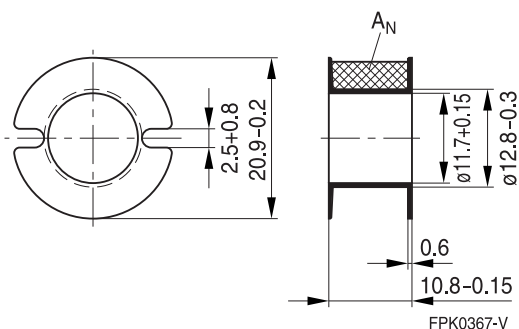
$F \cong$ max. operating temperature +155 °C), color code black,

Valox 420-SE0® [E45329 (M)], SABIC INNOVATIVE PLASTICS

Winding: see Data Book 2007, chapter "Processing notes"

Coil former				Ordering code
Sections	A_N mm ²	I_N mm	A_R value $\mu\Omega$	
1	32.0	52	55	B65672B0000T001

Coil former:



Mounting assembly for printed circuit boards

- The set comprises a terminal carrier and a yoke
- For snap-in connection

Terminal carrier

Material: GFR polyterephthalate (UL 94 V-0, insulation class to IEC 60085:

F $\hat{=}$ max. operating temperature +155 °C), color code gray,

Pocan B4235® [E245249 (M)], LANXESS AG

Solderability: to IEC 60068-2-20, test Ta, method 1 (aging 3): +235 °C, 2 s;

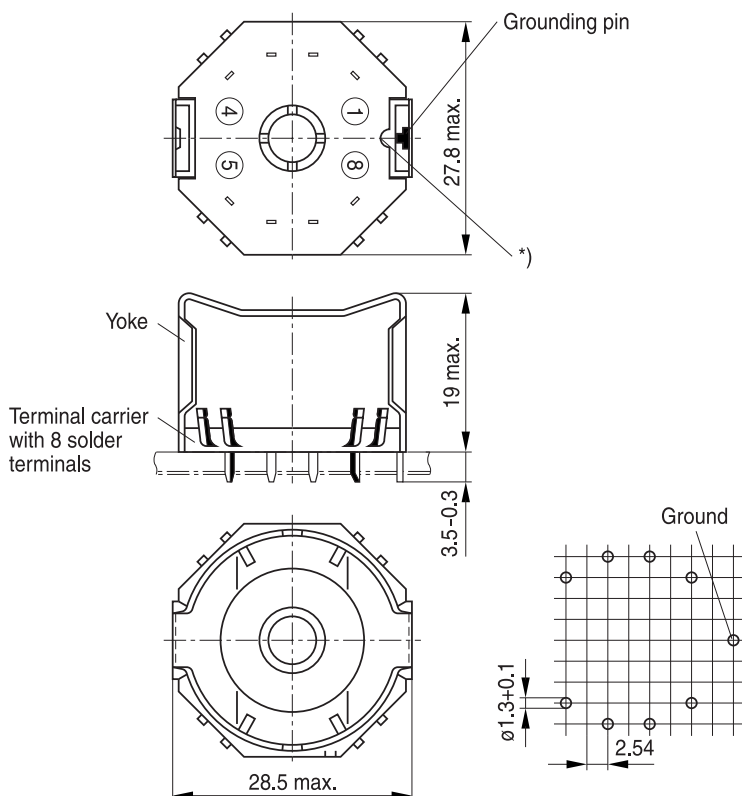
Resistance to soldering heat: to IEC 60068-2-20, test Tb, method 1B: +350 °C, 3.5 s

Yoke

Spring yoke, made of tinned nickel silver (0.4 mm), with ground terminal

Complete mounting assembly (8 solder terminals)

Ordering code: B65675B0005X000



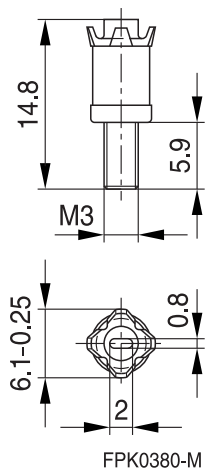
*) This recess must be on the side of the grounding pin to ensure that the yoke locks into position.

FPK0379-J-E

Adjusting screw

- Tube core with thread and core brake made of GFR polyterephthalate, Pocan B3235® [E245249 (M)], LANXESS AG

Tube core			Ordering code
Ø x length (mm)	Material	Color code	
4.55 x 6.3	N22	red	B65679E0003X022
4.98 x 6.3	N22	black	B65679E0002X022



Note:

Due to the limited distance between adjusting screw and internal borehole, the entire assembly must be accurately centered.

Mechanical stress and mounting

Ferrite cores have to meet mechanical requirements during assembly and for a growing number of applications. Since ferrites are ceramic materials one has to be aware of their special behavior under mechanical load.

Just like any ceramic material, ferrite cores are brittle and sensitive to any shock, fast changing or tensile load. Especially fast cooling rates under ultrasonic cleaning, high static and cyclic loads can cause cracks or failure of the ferrite cores.

For detailed information see Data Book 2007, chapter "General – Definitions, 8.1".

Effects of core combination on AL value

Stresses in the core affect not only the mechanical but also the magnetic properties. It is apparent that the initial permeability is dependent on the stress state of the core. The higher the stresses are in the core, the lower the value for the initial permeability. Thus, the embedding medium should offer the greatest possible elasticity.

For detailed information see Data Book 2007, chapter "General – Definitions, 8.2".

Heating up

Ferrites can run hot during operation at higher flux densities and higher frequencies.

NiZn-materials

The magnetic properties of NiZn-materials can change irreversibly when exposed to strong magnetic fields.

Processing notes

The start of the winding process should be soft. Otherwise, the flanges may be destroyed.

Excessive winding forces may damage the flanges or squeeze the tube so that the cores can no longer be mounted.

Excessive soldering time at high temperature (>300 °C) may affect coplanarity or pin arrangement.

Not following the processing notes for soldering of the J-leg terminals may cause solderability problems at the transformer because of contamination with tin oxide (SnO) from the tin bath or burned insulation from the wire. For detailed information see Data Book 2007, chapter "Processing notes, 2.2".

The dimensions of the pin hole arrangement are fixed and should be understood as an ideal recommendation for drilling the printed circuit board. In order to avoid problems when mounting the transformer, customers should make allowances for manufacturing tolerances in the drilling and pick-and-place processes by increasing the diameter of the pin holes

Important notes

The following applies to all products named in this publication:

1. Some parts of this publication contain **statements about the suitability of our products for certain areas of application**. These statements are based on our knowledge of typical requirements that are often placed on our products in the areas of application concerned. We nevertheless expressly point out **that such statements cannot be regarded as binding statements about the suitability of our products for a particular customer application**. As a rule, EPCOS is either unfamiliar with individual customer applications or less familiar with them than the customers themselves. For these reasons, it is always ultimately incumbent on the customer to check and decide whether an EPCOS product with the properties described in the product specification is suitable for use in a particular customer application.
2. We also point out that **in individual cases, a malfunction of electronic components or failure before the end of their usual service life cannot be completely ruled out in the current state of the art, even if they are operated as specified**. In customer applications requiring a very high level of operational safety and especially in customer applications in which the malfunction or failure of an electronic component could endanger human life or health (e.g. in accident prevention or life-saving systems), it must therefore be ensured by means of suitable design of the customer application or other action taken by the customer (e.g. installation of protective circuitry or redundancy) that no injury or damage is sustained by third parties in the event of malfunction or failure of an electronic component.
3. **The warnings, cautions and product-specific notes must be observed.**
4. In order to satisfy certain technical requirements, **some of the products described in this publication may contain substances subject to restrictions in certain jurisdictions (e.g. because they are classed as hazardous)**. Useful information on this will be found in our Material Data Sheets on the Internet (www.epcos.com/material). Should you have any more detailed questions, please contact our sales offices.
5. We constantly strive to improve our products. Consequently, **the products described in this publication may change from time to time**. The same is true of the corresponding product specifications. Please check therefore to what extent product descriptions and specifications contained in this publication are still applicable before or when you place an order. We also **reserve the right to discontinue production and delivery of products**. Consequently, we cannot guarantee that all products named in this publication will always be available. The aforementioned does not apply in the case of individual agreements deviating from the foregoing for customer-specific products.
6. Unless otherwise agreed in individual contracts, **all orders are subject to the current version of the "General Terms of Delivery for Products and Services in the Electrical Industry" published by the German Electrical and Electronics Industry Association (ZVEI)**.
7. The trade names EPCOS, BAOKE, Alu-X, CeraDiode, CSMP, CSSP, CTVS, DeltaCap, DigiSiMic, DSSP, FormFit, MiniBlue, MiniCell, MKD, MKK, MLSC, MotorCap, PCC, PhaseCap, PhaseCube, PhaseMod, PhiCap, SIFERRIT, SIFI, SIKOREL, SilverCap, SIMDAD, SiMic, SIMID, SineFormer, SIOV, SIP5D, SIP5K, ThermoFuse, WindCap are **trademarks registered or pending** in Europe and in other countries. Further information will be found on the Internet at www.epcos.com/trademarks.

Компания «Океан Электроники» предлагает заключение долгосрочных отношений при поставках импортных электронных компонентов на взаимовыгодных условиях!

Наши преимущества:

- Поставка оригинальных импортных электронных компонентов напрямую с производств Америки, Европы и Азии, а так же с крупнейших складов мира;
- Широкая линейка поставок активных и пассивных импортных электронных компонентов (более 30 млн. наименований);
- Поставка сложных, дефицитных, либо снятых с производства позиций;
- Оперативные сроки поставки под заказ (от 5 рабочих дней);
- Экспресс доставка в любую точку России;
- Помощь Конструкторского Отдела и консультации квалифицированных инженеров;
- Техническая поддержка проекта, помощь в подборе аналогов, поставка прототипов;
- Поставка электронных компонентов под контролем ВП;
- Система менеджмента качества сертифицирована по Международному стандарту ISO 9001;
- При необходимости вся продукция военного и аэрокосмического назначения проходит испытания и сертификацию в лаборатории (по согласованию с заказчиком);
- Поставка специализированных компонентов военного и аэрокосмического уровня качества (Xilinx, Altera, Analog Devices, Intersil, Interpoint, Microsemi, Actel, Aeroflex, Peregrine, VPT, Syfer, Eurofarad, Texas Instruments, MS Kennedy, Miteq, Cobham, E2V, MA-COM, Hittite, Mini-Circuits, General Dynamics и др.);

Компания «Океан Электроники» является официальным дистрибьютором и эксклюзивным представителем в России одного из крупнейших производителей разъемов военного и аэрокосмического назначения «**JONHON**», а так же официальным дистрибьютором и эксклюзивным представителем в России производителя высокотехнологичных и надежных решений для передачи СВЧ сигналов «**FORSTAR**».



JONHON

«**JONHON**» (основан в 1970 г.)

Разъемы специального, военного и аэрокосмического назначения:

(Применяются в военной, авиационной, аэрокосмической, морской, железнодорожной, горно- и нефтедобывающей отраслях промышленности)

«**FORSTAR**» (основан в 1998 г.)

ВЧ соединители, коаксиальные кабели,
кабельные сборки и микроволновые компоненты:

(Применяются в телекоммуникациях гражданского и специального назначения, в средствах связи, РЛС, а так же военной, авиационной и аэрокосмической отраслях промышленности).



Телефон: 8 (812) 309-75-97 (многоканальный)

Факс: 8 (812) 320-03-32

Электронная почта: ocean@oceanchips.ru

Web: <http://oceanchips.ru/>

Адрес: 198099, г. Санкт-Петербург, ул. Калинина, д. 2, корп. 4, лит. А