


Plastic Infrared Emitting Diode

OP168F, OP169, OP268F, OP269 Series



Features:

- Flat lens for wide radiation angle (OP168, OP268)
- Integral lens for narrow beam angle (OP169, OP269)
- Easily stackable on 0.100" (2.54 mm) hole centers
- Mechanically and spectrally matched to other OPTEK devices



Description:

Each diode in this series is molded into an end-looking plastic package. The package for all **OP168F** and **OP268F** devices is black, whereas the package for all **OP169** and **OP269** packages is clear. **OP168F** and **OP169** devices are GaAs. **OP268F** and **OP269** devices are GaAlAs.

Due to their small size, all diodes in this series offer considerable design flexibility.

The OP168F and OP268F series are mechanically and spectrally matched to the OP508F series phototransistor and the OP538F series photodarlingtons. The OP169 and OP269 series are mechanically and spectrally matched to the OP509 series phototransistors.

Please refer to Application Bulletins 208 and 210 for additional design information and reliability (degradation) data.

For custom screening contact your OPTEK representative.

Applications:

- Space-limited applications
- Excellent design flexibility
- PCBoard mounted slotted switch
- PCBoard interrupter

Ordering Information			
Part Number	LED Peak Wavelength	Total Beam Angle	Lead Length
OP168FA	935 nm	104°	0.50"
OP168FB			
OP169B	935 nm	18°	
OP169C			
OP268FA	890 nm	104°	
OP268FB			
OP268FC			
OP269A	890 nm	18°	



RoHS

General Note

TT Electronics reserves the right to make changes in product specification without notice or liability. All information is subject to TT Electronics' own data and is considered accurate at time of going to print.

OPTEK Technology, Inc.
1645 Wallace Drive, Carrollton, TX 75006 | Ph: +1 972 323 2200
www.optekinc.com | www.ttelectronics.com

Plastic Infrared Emitting Diode

OP168F, OP169, OP268F, OP269 Series

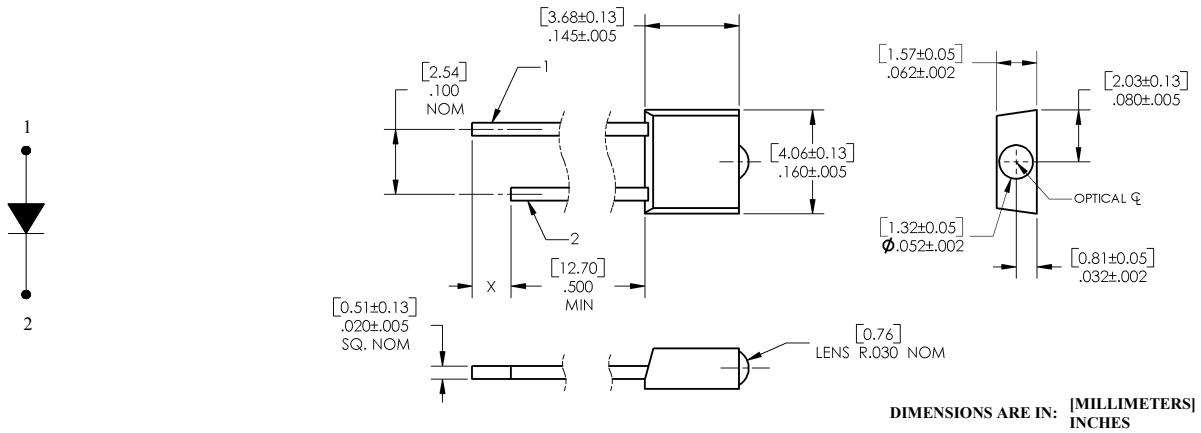


OP168F (B, C), OP268F (A)



Pin #	LED
	X=0.060" (1.5 mm)
1	Anode
2	Cathode

OP169 (A, B, C), OP269 (A, B, C)



Pin #	LED
	X=0.060" (1.5 mm)
1	Anode
2	Cathode

General Note

TT Electronics reserves the right to make changes in product specification without notice or liability. All information is subject to TT Electronics' own data and is considered accurate at time of going to print.

OPTEK Technology, Inc.
1645 Wallace Drive, Carrollton, TX 75006 | Ph: +1 972 323 2200
www.optekinc.com | www.ttelectronics.com

Plastic Infrared Emitting Diode

OP168F, OP169, OP268F, OP269 Series



Electrical Specifications

Absolute Maximum Ratings ($T_A = 25^\circ\text{C}$ unless otherwise noted)	
Storage and Operating Temperature Range	-40°C to $+100^\circ\text{C}$
Reverse Voltage	2.0 V
Continuous Forward Current	50 mA
Peak Forward Current (1 μs pulse width, 300 pps) OP168, OP169, OP268, OP269 (A)	3.0 A
Lead Soldering Temperature [1/16 inch (1.6 mm) from case for 5 seconds with soldering iron] ⁽¹⁾	260 $^\circ\text{C}$
Power Dissipation ⁽²⁾	100 mW

Electrical Characteristics ($T_A = 25^\circ\text{C}$ unless otherwise noted)						
SYMBOL	PARAMETER	MIN	TYP	MAX	UNITS	TEST CONDITIONS
Input Diode						
$E_{E(APT)}^{(3)}$	Apertured Radiant Incidence					$I_F = 20\text{ mA}$ Aperture = .081" dia. Distance = .400" from tip of lens to aperture surface
	OP168FA	0.48	-	0.73	mW/cm ²	
	OP168FB	0.43	-	-		
	OP169B	0.11	-	0.22		
	OP169C	0.03	-	-		
	OP268FA	0.64	-	-		
	OP268FB	0.45	-	0.99		
OP268FC	0.36	-	-			
	OP269A	0.58	-	-		
V_F	Forward Voltage				V	$I_F = 20\text{ mA}$
	OP168, OP169	-	-	1.40		
	OP268, OP269	-	-	1.50		
I_R	Reverse Current				μA	$V_R = 2.0\text{ V}$
	OP168, OP169, OP268, OP269	-	-	100		
λ_P	Wavelength at Peak Emission				nm	$I_F = 20\text{ mA}$
	OP168, OP169	-	935	-		
	OP268, OP269	-	890	-		

Notes:

1. RMA flux is recommended. Duration can be extended to 10 seconds maximum when flow soldering. A maximum of 20 grams force may be applied to the leads when soldering.
2. Derate linearly 1.33 mW/ $^\circ\text{C}$ above 25 $^\circ\text{C}$.
3. For OP168 (FB, FC) and OP268 (FA, FB, FC), $E_{E(APT)}$ is a measurement of the average apertured radiant energy incident upon a sensing area 0.081" (2.06 mm) in diameter perpendicular to and centered on the mechanical axis of the lens and 0.400" (10.16 mm) from the measurement surface. For OP169 (B, C) and OP269 (A), $E_{E(APT)}$ is a measurement of the average apertured radiant energy incident upon a sensing area 0.180" (4.57 mm) in diameter perpendicular to and centered on the mechanical axis of the lens and 0.653" (16.6 mm) from the lens tip. NOTE: $E_{E(APT)}$ is a measurement of the *average* radiant intensity within the cone formed by the above conditions. $E_{E(APT)}$ is not necessarily uniform within the measured area.

General Note

TT Electronics reserves the right to make changes in product specification without notice or liability. All information is subject to TT Electronics' own data and is considered accurate at time of going to print.

OPTEK Technology, Inc.
1645 Wallace Drive, Carrollton, TX 75006 | Ph: +1 972 323 2200
www.optekinc.com | www.ttelectronics.com

Plastic Infrared Emitting Diode

OP168F, OP169, OP268F, OP269 Series



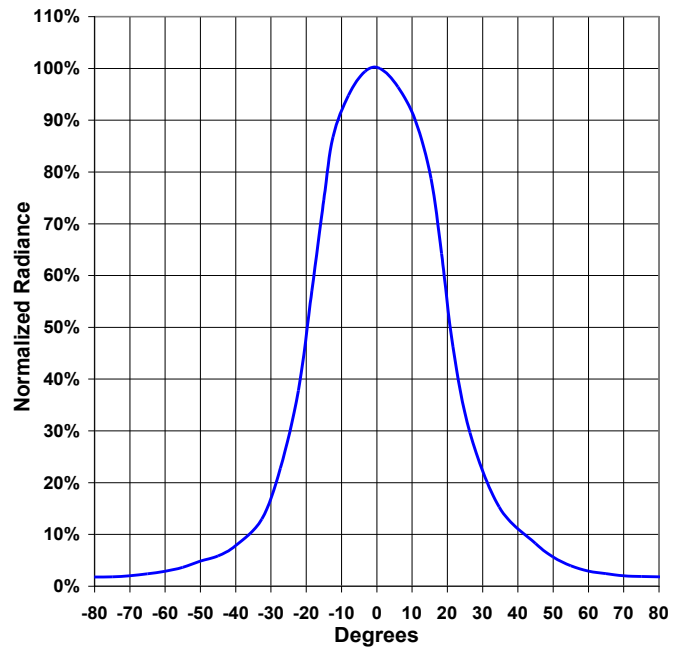
Electrical Characteristics (T_A = 25° C unless otherwise noted— for reference only)

SYMBOL	PARAMETER	MIN	TYP	MAX	UNITS	TEST CONDITIONS
Input Diode						
B	Spectral Bandwidth between Half Power Points OP168, OP169 OP268, OP269	- -	50 80	- -	nm	I _F = 10 mA
$\Delta\lambda_p / \Delta T$	Spectral Shift with Temperature OP168, OP169 OP268, OP269	- -	± 0.30 ± 0.18	- -	nm/°C	I _F = Constant
θ_{HP}	Emission Angle at Half Power Points OP168 OP169 OP268 OP269	- - - -	104° 46° 104° 46°	- - - -	Degree	I _F = 20 mA
t _r	Rise Time OP168, OP169 OP268, OP269	- - -	1000 500 10	- - -	ns	I _{F(pk)} =100 mA, PW=10 μ s, D.C.=10%
t _f	Fall Time OP168, OP169 OP268, OP269	- - -	500 250 10	- - -	ns	I _{F(pk)} =100 mA, PW=10 μ s, D.C.=10%

Beam Angle OP168 & OP268 Package



Beam Angle OP169 & OP269 Package



General Note

TT Electronics reserves the right to make changes in product specification without notice or liability. All information is subject to TT Electronics' own data and is considered accurate at time of going to print.

OPTEK Technology, Inc.
1645 Wallace Drive, Carrollton, TX 75006 | Ph: +1 972 323 2200
www.optekinc.com | www.ttelectronics.com

Plastic Infrared Emitting Diode

OP168F, OP169, OP268F, OP269 Series



Performance

OP168 (FB, FC), OP169 (B, C)

Forward Voltage vs Forward Current vs Temperature



Optical Power vs I_F vs Temp



Distance vs Output Power vs Forward Current



General Note

TT Electronics reserves the right to make changes in product specification without notice or liability. All information is subject to TT Electronics' own data and is considered accurate at time of going to print.

OPTEK Technology, Inc.
1645 Wallace Drive, Carrollton, TX 75006 | Ph: +1 972 323 2200
www.optekinc.com | www.ttelectronics.com

Plastic Infrared Emitting Diode

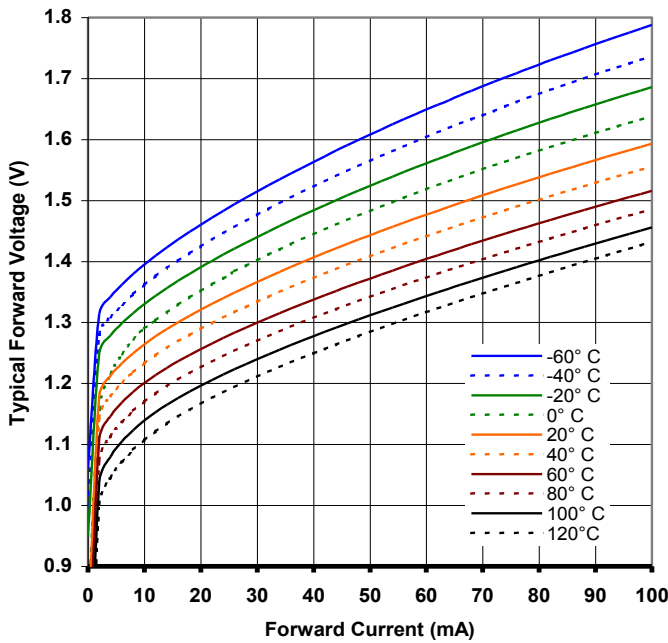
OP168F, OP169, OP268F, OP269 Series



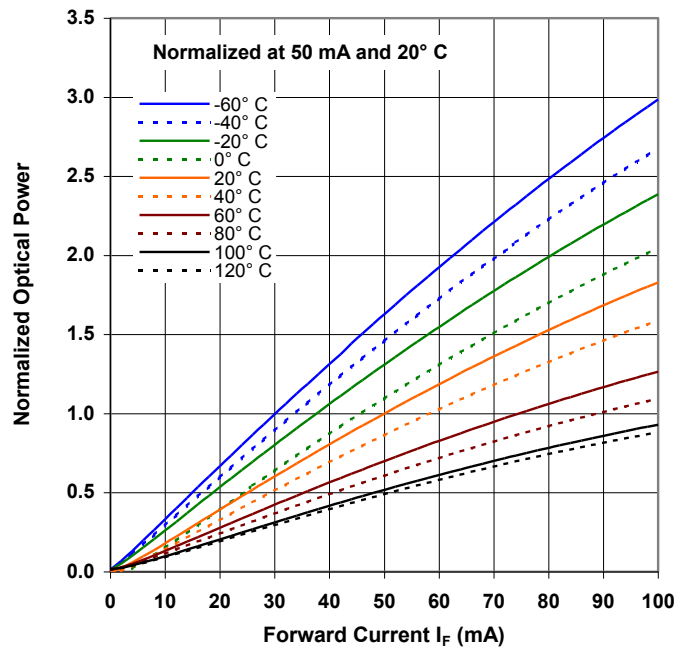
Performance

OP268 (FA, FB, FC), OP269 (A)

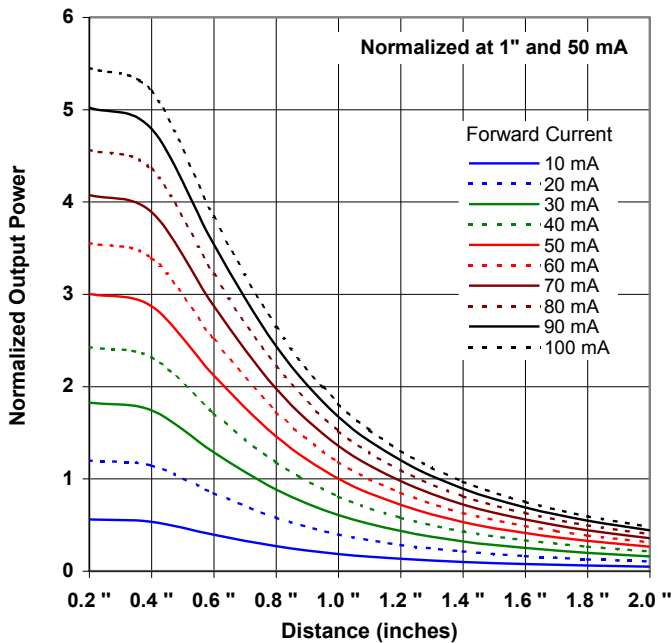
Forward Voltage vs Forward Current vs Temperature



Optical Power vs I_F vs Temperature



Distance vs Output Power vs Forward Current



General Note

TT Electronics reserves the right to make changes in product specification without notice or liability. All information is subject to TT Electronics' own data and is considered accurate at time of going to print.

Компания «Океан Электроники» предлагает заключение долгосрочных отношений при поставках импортных электронных компонентов на взаимовыгодных условиях!

Наши преимущества:

- Поставка оригинальных импортных электронных компонентов напрямую с производств Америки, Европы и Азии, а так же с крупнейших складов мира;
- Широкая линейка поставок активных и пассивных импортных электронных компонентов (более 30 млн. наименований);
- Поставка сложных, дефицитных, либо снятых с производства позиций;
- Оперативные сроки поставки под заказ (от 5 рабочих дней);
- Экспресс доставка в любую точку России;
- Помощь Конструкторского Отдела и консультации квалифицированных инженеров;
- Техническая поддержка проекта, помощь в подборе аналогов, поставка прототипов;
- Поставка электронных компонентов под контролем ВП;
- Система менеджмента качества сертифицирована по Международному стандарту ISO 9001;
- При необходимости вся продукция военного и аэрокосмического назначения проходит испытания и сертификацию в лаборатории (по согласованию с заказчиком);
- Поставка специализированных компонентов военного и аэрокосмического уровня качества (Xilinx, Altera, Analog Devices, Intersil, Interpoint, Microsemi, Actel, Aeroflex, Peregrine, VPT, Syfer, Eurofarad, Texas Instruments, MS Kennedy, Miteq, Cobham, E2V, MA-COM, Hittite, Mini-Circuits, General Dynamics и др.);

Компания «Океан Электроники» является официальным дистрибьютором и эксклюзивным представителем в России одного из крупнейших производителей разъемов военного и аэрокосмического назначения «**JONHON**», а так же официальным дистрибьютором и эксклюзивным представителем в России производителя высокотехнологичных и надежных решений для передачи СВЧ сигналов «**FORSTAR**».



JONHON

«**JONHON**» (основан в 1970 г.)

Разъемы специального, военного и аэрокосмического назначения:

(Применяются в военной, авиационной, аэрокосмической, морской, железнодорожной, горно- и нефтедобывающей отраслях промышленности)

«**FORSTAR**» (основан в 1998 г.)

ВЧ соединители, коаксиальные кабели,
кабельные сборки и микроволновые компоненты:

(Применяются в телекоммуникациях гражданского и специального назначения, в средствах связи, РЛС, а так же военной, авиационной и аэрокосмической отраслях промышленности).



Телефон: 8 (812) 309-75-97 (многоканальный)

Факс: 8 (812) 320-03-32

Электронная почта: ocean@oceanchips.ru

Web: <http://oceanchips.ru/>

Адрес: 198099, г. Санкт-Петербург, ул. Калинина, д. 2, корп. 4, лит. А