


HCMA1305

Automotive grade High current power inductors



Product features

- AEC-Q200 qualified
- High current carrying capacity
- Low core losses
- Magnetically shielded, low EMI
- Frequency range up to 5 MHz
- Inductance range from 0.1 μH to 33 μH
- Current range from 5.2 A to 118 A
- 13.8 mm x 12.5 mm footprint surface mount package in a 5.0 mm height
- Iron powder core material

Applications

- Body electronics
 - Central body control module
 - Vehicle access control system
 - Headlamps, tail lamps and interior lighting
 - Heating ventilation and air conditioning controllers (HVAC)
 - Doors, window lift and seat control
- Advanced driver assistance systems
 - Basic and smart surround, and rear and front view camera
 - Adaptive cruise control (ACC)
 - Automatic parking control
 - Collision avoidance system/Car black box system
- Infotainment and cluster electronics
 - Audio subsystem: head unit and trunk amp
 - Digital instrument cluster
 - In-vehicle infotainment (IVI) and navigation
- Chassis and safety electronics
 - Airbag control unit
 - Electronic Stability Control system (ESC)
 - Electric parking brake
 - Electronic Power Steering (EPS)

Environmental Data

- Storage temperature range (Component): -55 °C to +125 °C
- Operating temperature range: -55 °C to +125 °C (ambient plus self-temperature rise)
- Solder reflow temperature: J-STD-020 (latest revision) compliant



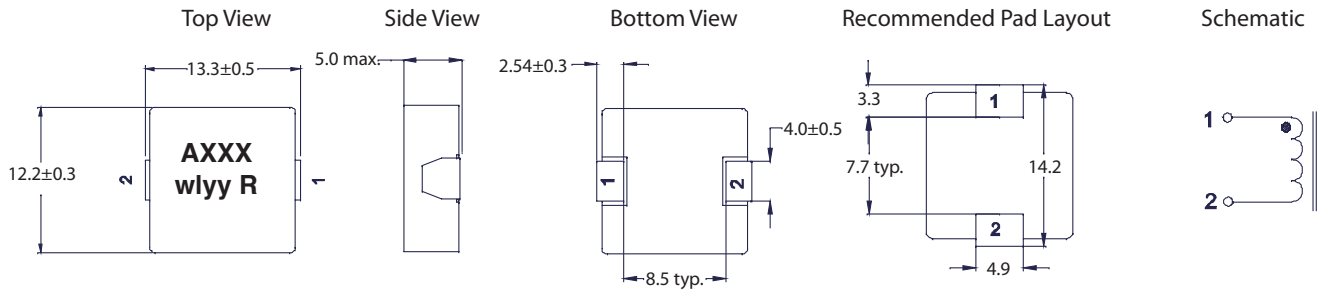
Product Specifications

Part Number ⁶	OCL ¹ (μH) \pm 20%	FLL ² Min. (μH)	I_{rms}^3 (A)	I_{sat}^4 (A)	DCR (m Ω) @ +20 °C nominal	DCR (m Ω) @ +20 °C maximum	K-factor ⁵
HCMA1305-R10-R	0.10	0.064	55	118	0.52	0.59	848
HCMA1305-R22-R	0.22	0.14	51	110	0.63	0.72	843
HCMA1305-R33-R	0.33	0.21	42	80	0.80	0.92	506
HCMA1305-R47-R	0.47	0.30	38	65	0.80	0.92	506
HCMA1305-R56-R	0.56	0.36	36	55	1.15	1.33	500
HCMA1305-R68-R	0.68	0.44	34	54	1.15	1.33	500
HCMA1305-R82-R	0.82	0.52	31	53	1.40	1.61	358
HCMA1305-1R0-R	1.00	0.64	29	50	2.10	2.42	275
HCMA1305-1R5-R	1.50	0.96	23	48	2.75	3.16	225
HCMA1305-1R8-R	1.80	1.15	21	40	4.00	4.60	216
HCMA1305-2R2-R	2.20	1.41	20	32	4.60	5.29	191
HCMA1305-3R3-R	3.30	2.11	15	32	7.70	9.20	170
HCMA1305-4R7-R	4.70	3.01	12	27	11.0	12.7	161
HCMA1305-5R6-R	5.60	3.58	11.5	22	12.0	13.8	142
HCMA1305-6R8-R	6.80	4.35	11	21	13.0	15.0	129
HCMA1305-7R8-R	7.80	4.99	10	18.5	16.8	19.4	117
HCMA1305-8R2-R	8.20	5.25	9.5	18	17.5	20.1	117
HCMA1305-100-R	10.0	6.40	9.0	16	19.0	21.9	90
HCMA1305-150-R	15.0	9.60	7.7	13	29.0	33.4	74
HCMA1305-220-R	22.0	14.1	6.2	10	45.0	51.8	63
HCMA1305-330-R	33.0	21.1	5.2	8	74.5	85.5	48

1. Open Circuit Inductance (OCL) Test Parameters: 100 kHz, 0.25 V_{rms} , 0.0 Adc, +25 °C.
2. Full Load Inductance (FLL) Test Parameters: 100 kHz, 0.25 V_{rms} , I_{sat} @ +25 °C.
3. I_{rms} : DC current for an approximate temperature rise of 40 °C without core loss. Derating is necessary for AC currents. PCB layout, trace thickness and width, air-flow, and proximity of other heat generating components will affect the temperature rise. It is recommended that the temperature of the part not exceed +125 °C under worst case operating conditions verified in the end application.

4. I_{sat} : Peak current for approximately 20% rolloff at +25 °C.
5. K-factor: Used to determine B_{pp} for core loss (see graph). $B_{\text{pp}} = K * L * \Delta I$.
 B_{pp} : (Gauss), K: (K-factor from table), L: (Inductance in μH), ΔI (Peak to peak ripple current in amps).
6. Part Number Definition: HCMA1305-yyy-R
- HCMA1305 = Product code and size
yyy= Inductance value in μH , R = decimal point,
if no R is present then third character equals number of zeros.
"-R" suffix = RoHS compliant

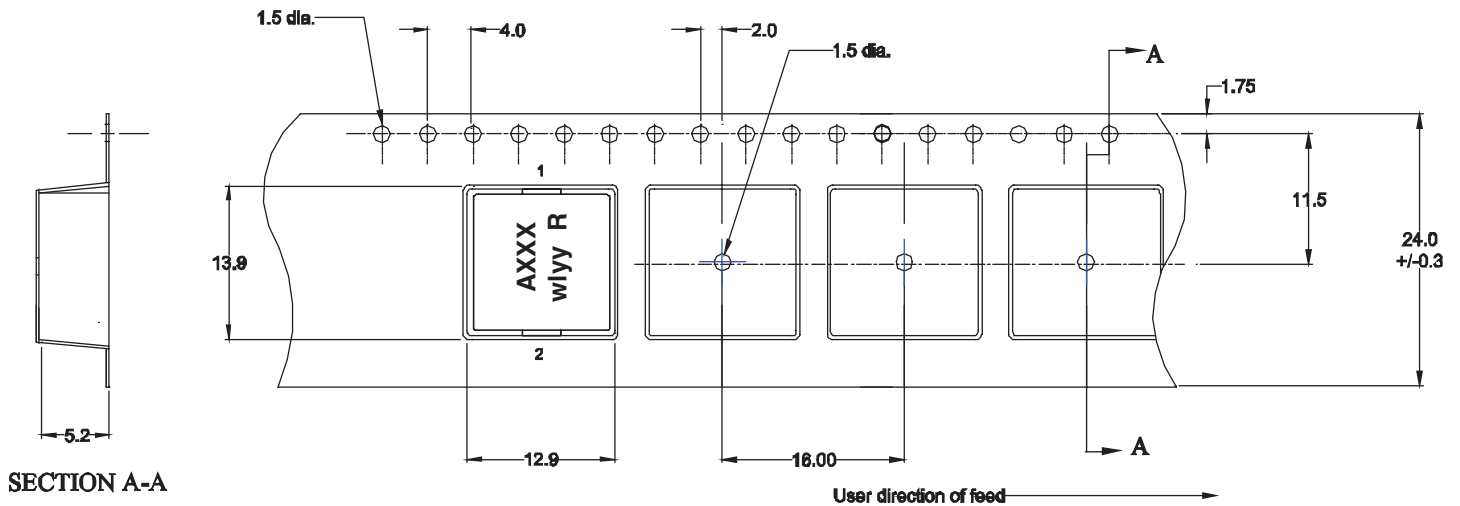
Dimensions- mm



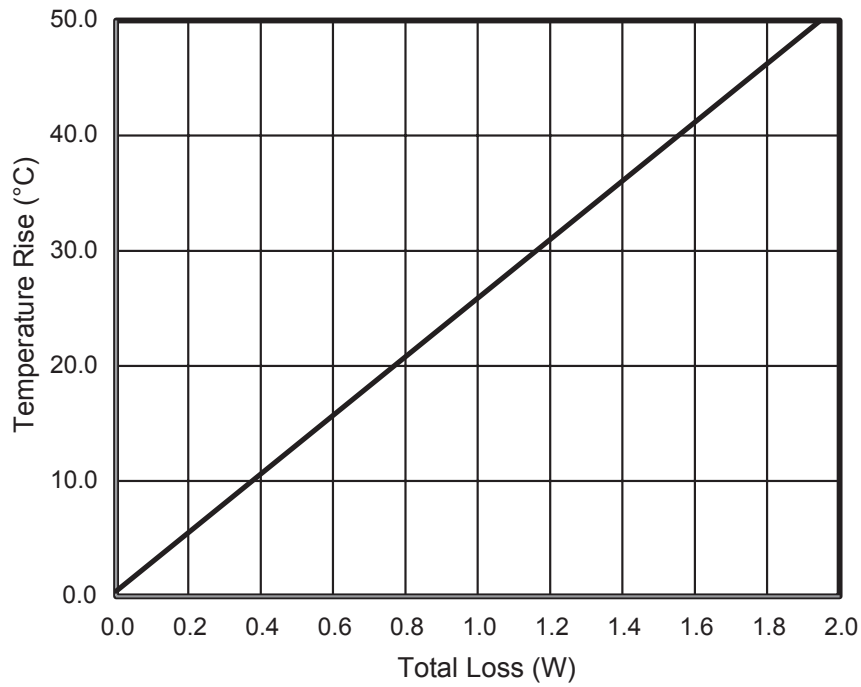
Part Marking: A = Automotive grade, xxx = Inductance value in μH , R = decimal point, if no R is present, third character equals number of zeros, wlyy = (Date Code), R = (Revision Level) All soldering surfaces to be coplanar within 0.10 millimeters.
Tolerances are ± 0.3 millimeters unless stated otherwise.
Color: Grey.
Do not route traces or vias underneath the inductor

Packaging information- mm

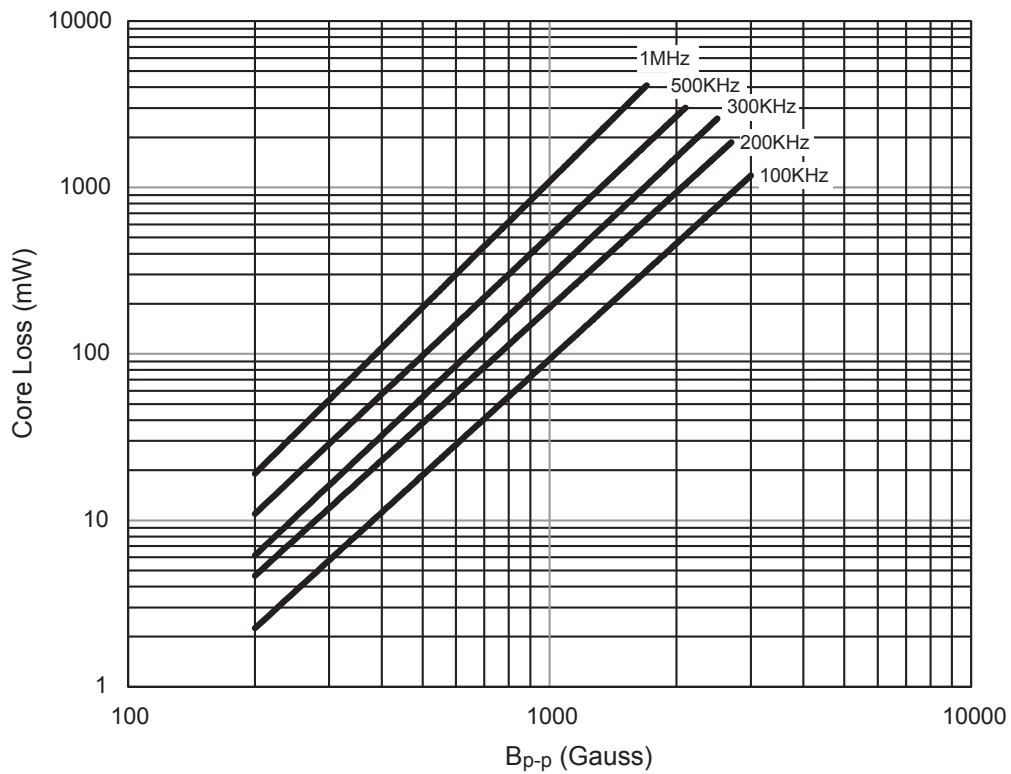
Drawing not to scale
Supplied in tape and reel packaging , 400 parts per 13" diameter reel



Temperature rise vs. total loss

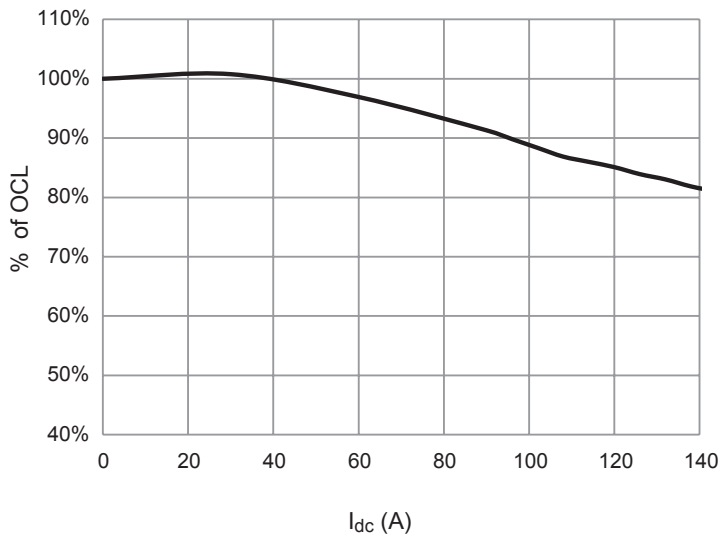


Core loss vs B_{p-p}

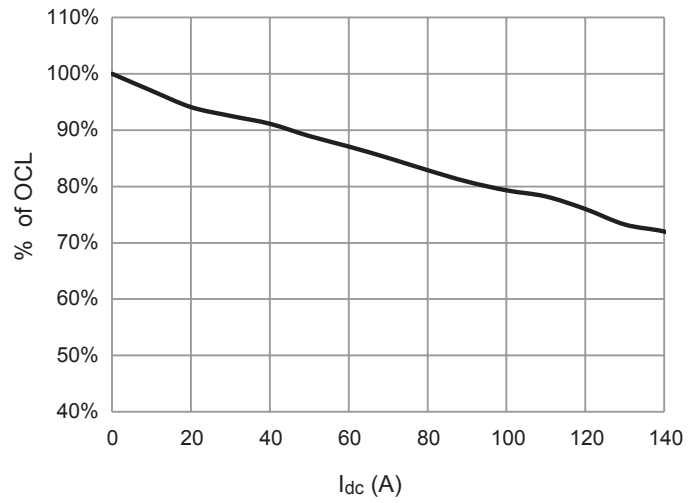


Inductance characteristics

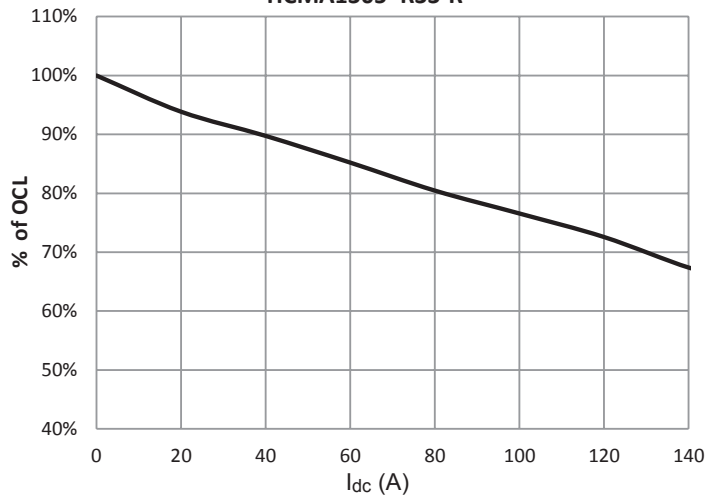
HCMA1305-R10-R



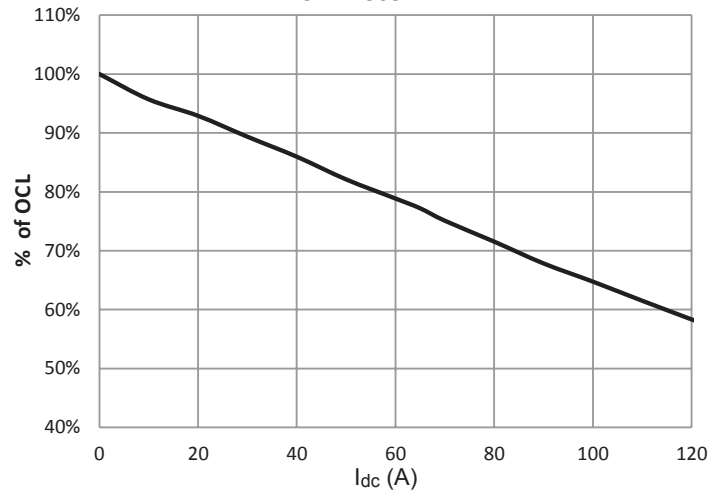
HCMA1305-R22-R



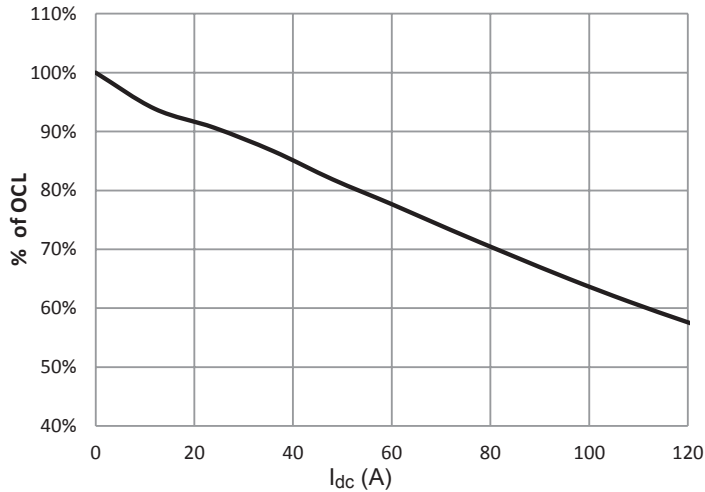
HCMA1305-R33-R



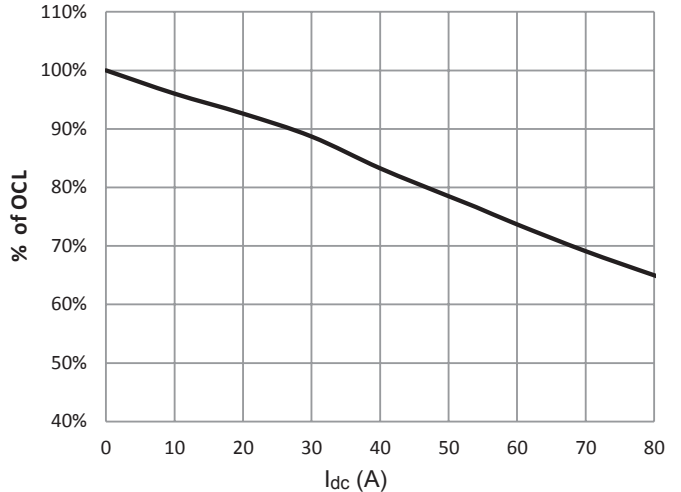
HCMA1305-R47-R



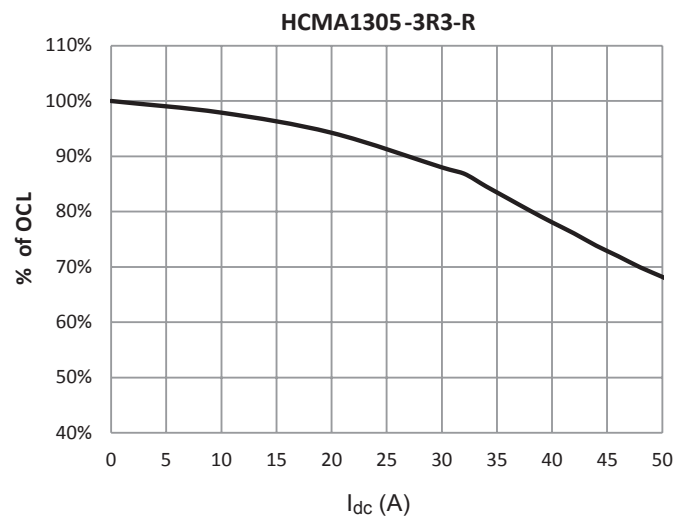
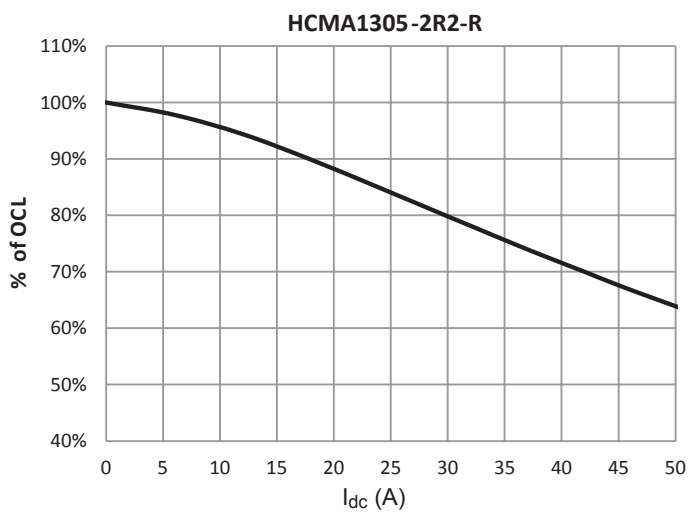
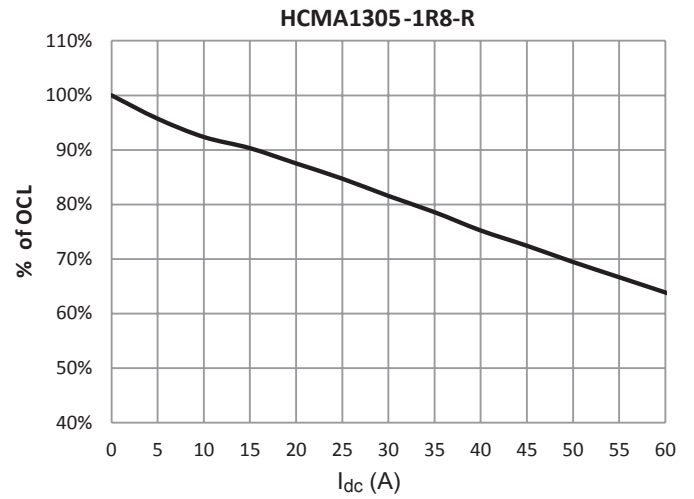
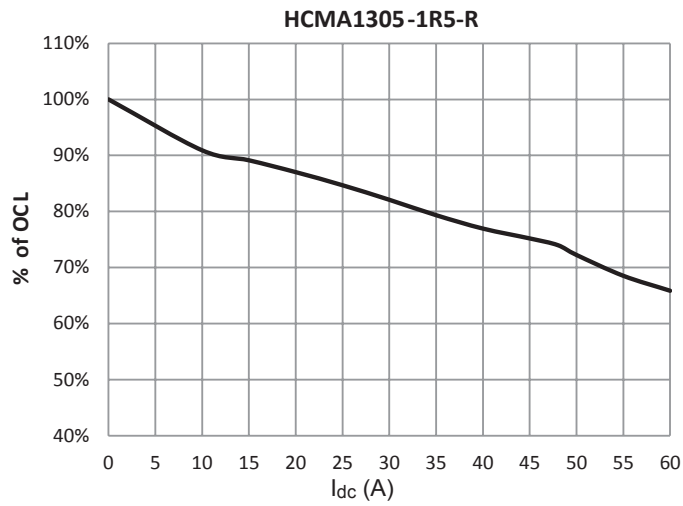
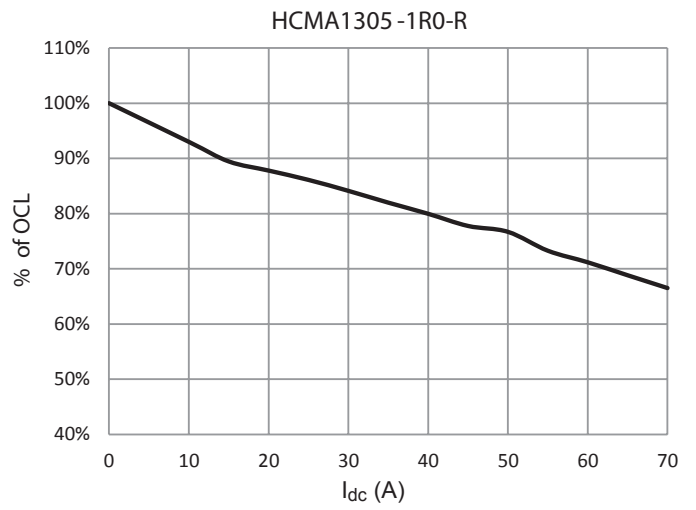
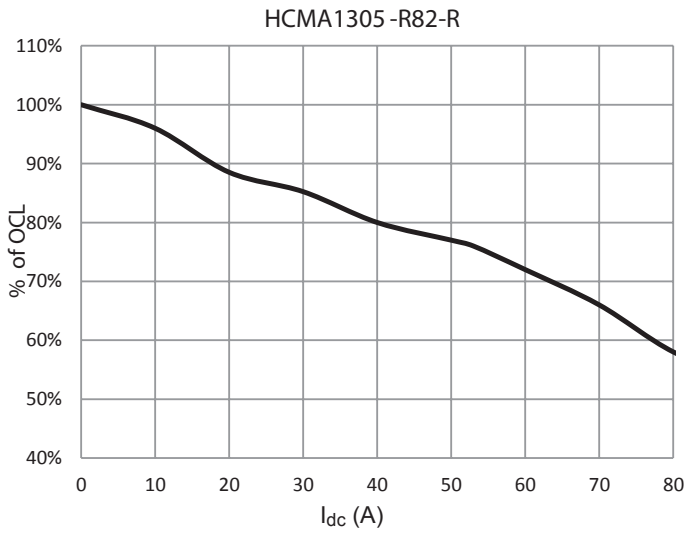
HCMA1305-R56-R



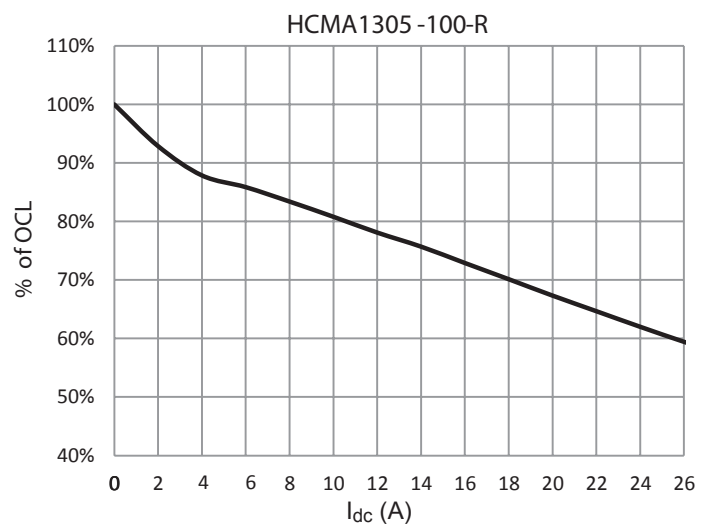
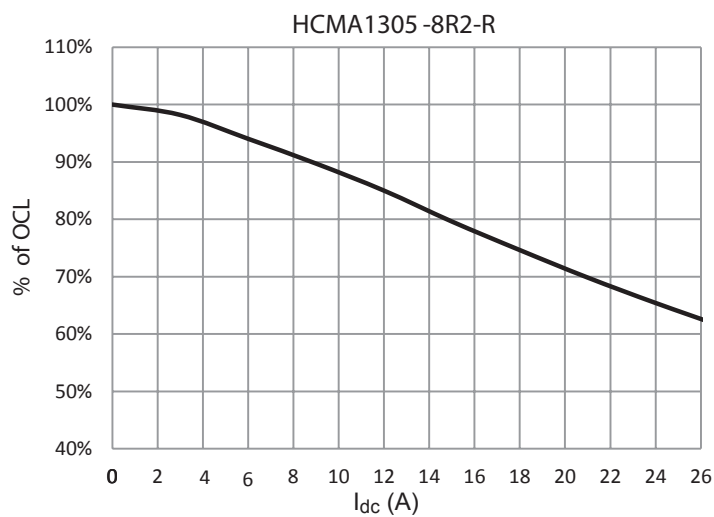
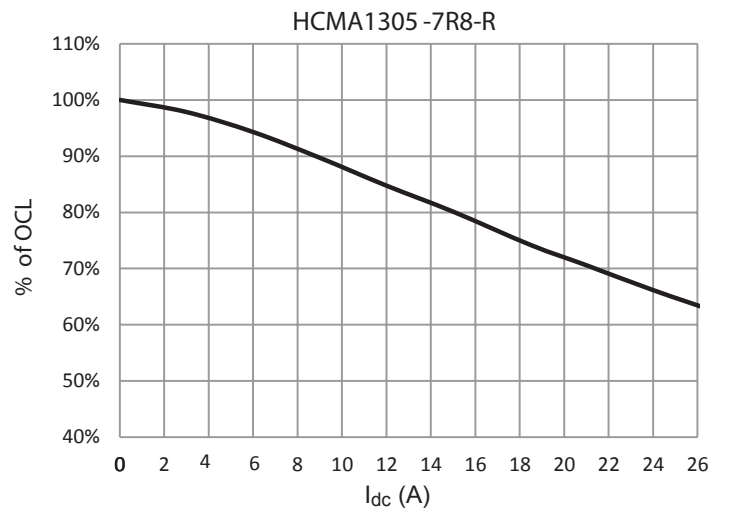
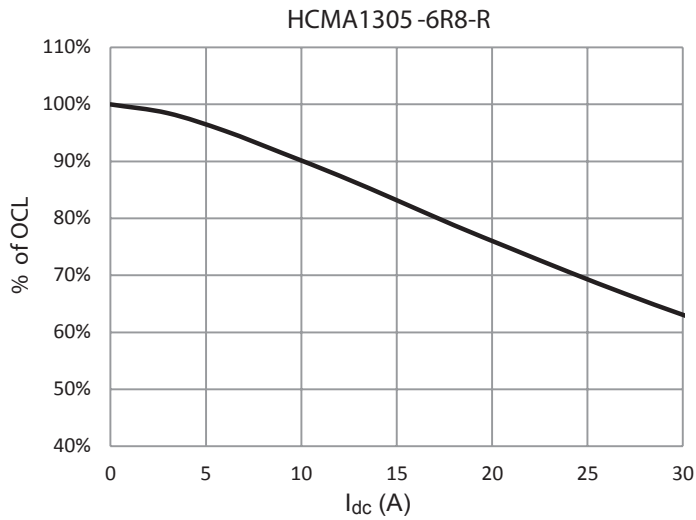
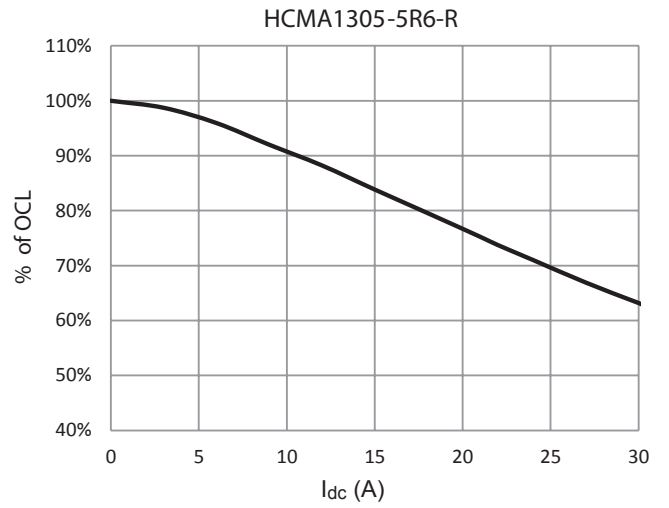
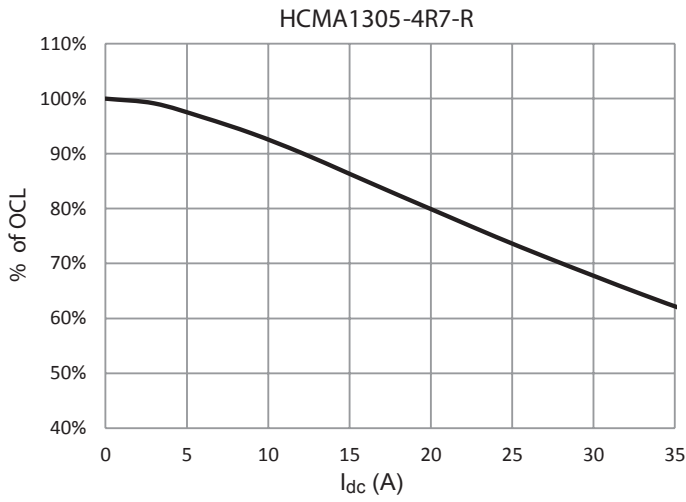
HCMA1305-R68-R



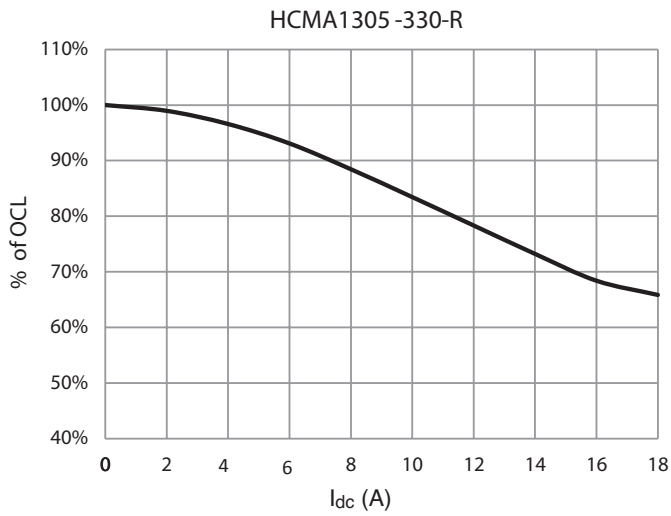
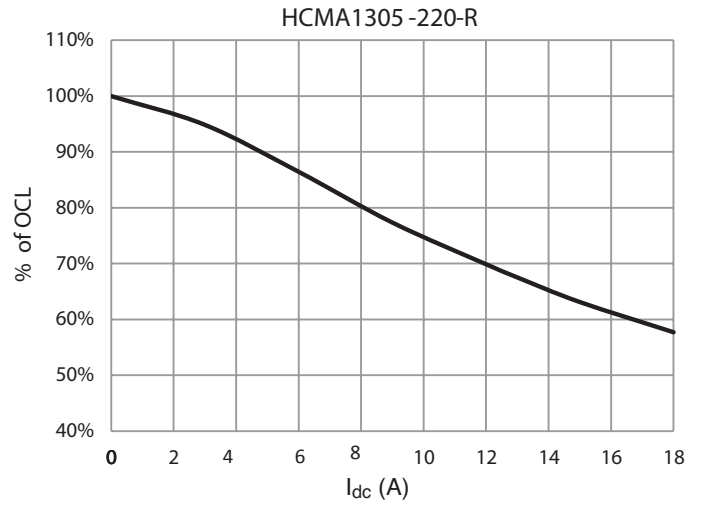
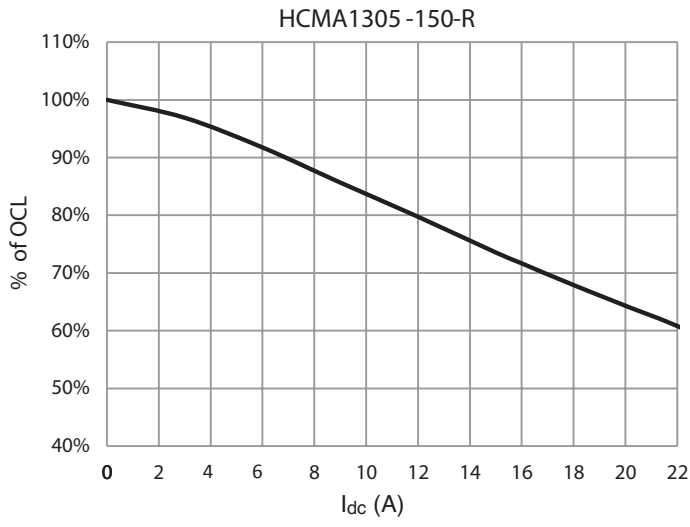
Inductance characteristics



Inductance characteristics



Inductance characteristics



Solder reflow profile

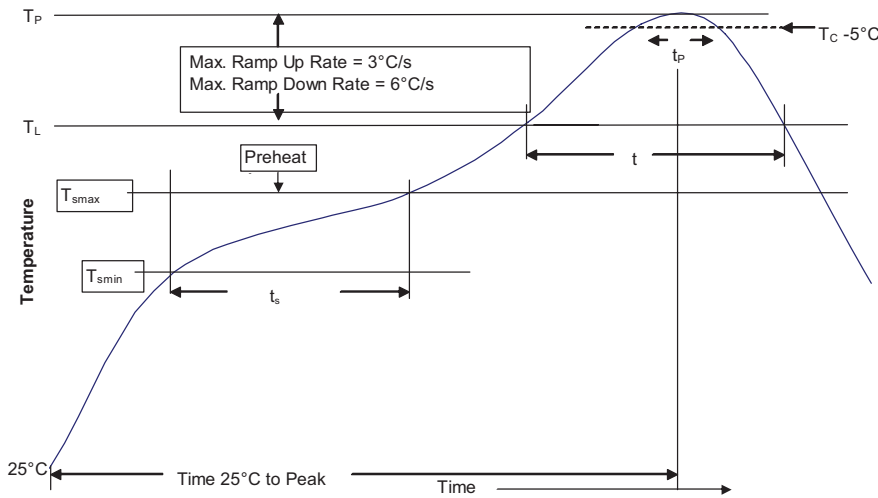


Table 1 - Standard SnPb Solder (T_c)

Package Thickness	Volume mm ³ <350	Volume mm ³ ≥350
<2.5mm)	235°C	220°C
≥2.5mm	220°C	220°C

Table 2 - Lead (Pb) Free Solder (T_c)

Package Thickness	Volume mm ³ <350	Volume mm ³ 350 - 2000	Volume mm ³ >2000
<1.6mm	260°C	260°C	260°C
1.6 – 2.5mm	260°C	250°C	245°C
>2.5mm	250°C	245°C	245°C

Reference JDEC J-STD-020

Profile Feature	Standard SnPb Solder	Lead (Pb) Free Solder
Preheat and Soak		
• Temperature min. (T_{smin})	100°C	150°C
• Temperature max. (T_{smax})	150°C	200°C
• Time (T_{smin} to T_{smax}) (t_s)	60-120 Seconds	60-120 Seconds
Average ramp up rate T_{smax} to T_p	3°C/ Second Max.	3°C/ Second Max.
Liquidous temperature (T_L)	183°C	217°C
Time at liquidous (t_L)	60-150 Seconds	60-150 Seconds
Peak package body temperature (T_p)*	Table 1	Table 2
Time (t_p)** within 5 °C of the specified classification temperature (T_c)	20 Seconds**	30 Seconds**
Average ramp-down rate (T_p to T_{smax})	6°C/ Second Max.	6°C/ Second Max.
Time 25°C to Peak Temperature	6 Minutes Max.	8 Minutes Max.

* Tolerance for peak profile temperature (T_p) is defined as a supplier minimum and a user maximum.

** Tolerance for time at peak profile temperature (t_p) is defined as a supplier minimum and a user maximum.

Life Support Policy: Eaton does not authorize the use of any of its products for use in life support devices or systems without the express written approval of an officer of the Company. Life support systems are devices which support or sustain life, and whose failure to perform, when properly used in accordance with instructions for use provided in the labeling, can be reasonably expected to result in significant injury to the user.

Eaton reserves the right, without notice, to change design or construction of any products and to discontinue or limit distribution of any products. Eaton also reserves the right to change or update, without notice, any technical information contained in this bulletin.

Eaton
Electronics Division
1000 Eaton Boulevard
Cleveland, OH 44122
United States
www.eaton.com/electronics

© 2017 Eaton
All Rights Reserved
Publication No. 10277 BU-SB14567
October 2017

Eaton is a registered trademark.

All other trademarks are property of their respective owners.

Компания «Океан Электроники» предлагает заключение долгосрочных отношений при поставках импортных электронных компонентов на взаимовыгодных условиях!

Наши преимущества:

- Поставка оригинальных импортных электронных компонентов напрямую с производств Америки, Европы и Азии, а так же с крупнейших складов мира;
- Широкая линейка поставок активных и пассивных импортных электронных компонентов (более 30 млн. наименований);
- Поставка сложных, дефицитных, либо снятых с производства позиций;
- Оперативные сроки поставки под заказ (от 5 рабочих дней);
- Экспресс доставка в любую точку России;
- Помощь Конструкторского Отдела и консультации квалифицированных инженеров;
- Техническая поддержка проекта, помощь в подборе аналогов, поставка прототипов;
- Поставка электронных компонентов под контролем ВП;
- Система менеджмента качества сертифицирована по Международному стандарту ISO 9001;
- При необходимости вся продукция военного и аэрокосмического назначения проходит испытания и сертификацию в лаборатории (по согласованию с заказчиком);
- Поставка специализированных компонентов военного и аэрокосмического уровня качества (Xilinx, Altera, Analog Devices, Intersil, Interpoint, Microsemi, Actel, Aeroflex, Peregrine, VPT, Syfer, Eurofarad, Texas Instruments, MS Kennedy, Miteq, Cobham, E2V, MA-COM, Hittite, Mini-Circuits, General Dynamics и др.);

Компания «Океан Электроники» является официальным дистрибьютором и эксклюзивным представителем в России одного из крупнейших производителей разъемов военного и аэрокосмического назначения «JONHON», а так же официальным дистрибьютором и эксклюзивным представителем в России производителя высокотехнологичных и надежных решений для передачи СВЧ сигналов «FORSTAR».



JONHON

«JONHON» (основан в 1970 г.)

Разъемы специального, военного и аэрокосмического назначения:

(Применяются в военной, авиационной, аэрокосмической, морской, железнодорожной, горно- и нефтедобывающей отраслях промышленности)

«FORSTAR» (основан в 1998 г.)

ВЧ соединители, коаксиальные кабели, кабельные сборки и микроволновые компоненты:

(Применяются в телекоммуникациях гражданского и специального назначения, в средствах связи, РЛС, а так же военной, авиационной и аэрокосмической отраслях промышленности).



Телефон: 8 (812) 309-75-97 (многоканальный)

Факс: 8 (812) 320-03-32

Электронная почта: ocean@oceanchips.ru

Web: <http://oceanchips.ru/>

Адрес: 198099, г. Санкт-Петербург, ул. Калинина, д. 2, корп. 4, лит. А