




Wirewound Resistors, Industrial Power, Flat



FEATURES

- High temperature silicon coating
- Mounting accommodations ideally suited to high density packaging
- Self-stacking hardware for horizontal or vertical placement
- Withstands high vibrations without loosening
- Mounting hardware functions as a heat sink allowing greater heat dissipation and less derating of stacked units
- Material categorization: for definitions of compliance please see www.vishay.com/doc?99912



RoHS
COMPLIANT
HALOGEN
FREE
GREEN
(5-2008)

STANDARD ELECTRICAL SPECIFICATIONS

GLOBAL MODEL	HISTORICAL MODEL	POWER RATING $P_{25^{\circ}\text{C}}$ W	RESISTANCE RANGE Ω $\pm 5\%$	RESISTANCE RANGE Ω $\pm 10\%$	WEIGHT (typical) g
FSOT30...14 / FSOT30...16 FSOT30...15 / FSOT30...17	HL-24-09 / HL-24-16 NHL-24-09 / NHL-24-16	30	1.0 to 11K 1.0 to 1.2K	0.10 to 11K 1.0 to 1.2K	20.14
FSOT40...14 / FSOT40...16 FSOT40...15 / FSOT40...17	HL-40-09 / HL-40-16 NHL-40-09 / NHL-40-16	40	1.0 to 26K 1.0 to 3K	0.10 to 26K 1.0 to 3K	30.07
FSOT55...14 / FSOT55...16 FSOT55...15 / FSOT55...17	HL-55-09 / HL-55-16 NHL-55-09 / NHL-55-16	55	1.0 to 54K 1.0 to 6.8K	0.10 to 54K 1.0 to 6.8K	51.25
FSOT70...14 / FSOT70...16 FSOT70...15 / FSOT70...17	HL-70-09 / HL-70-16 NHL-70-09 / NHL-70-16	70	1.0 to 77K 1.0 to 9.4K	0.10 to 77K 1.0 to 9.4K	60.48
FSOT95...14 / FSOT95...16 FSOT95...15 / FSOT95...17	HL-95-09 / HL-95-16 NHL-95-09 / NHL-95-16	95	1.0 to 99.9K 1.0 to 12.4K	0.10 to 99.9K 1.0 to 12.4K	76.51

TECHNICAL SPECIFICATIONS

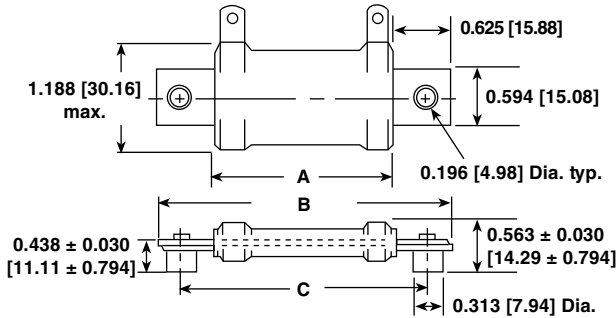
PARAMETER	UNIT	FSOT...XX FLAT RESISTOR CHARACTERISTICS
Temperature Coefficient	ppm/ $^{\circ}\text{C}$	± 90 for 0.1 Ω to 0.99 Ω ; ± 50 for 1 Ω to 9.9 Ω ; ± 30 for 10 Ω and above
Dielectric Withstanding Voltage	V_{AC}	1000, from terminal to mounting hardware
Short Time Overload	-	10 x rated power for 5 s
Maximum Working Voltage	V	$(P \times R)^{1/2}$
Insulation Resistance	Ω	1000 M Ω minimum dry, 100 M Ω minimum after moisture test
Operating Temperature Range	$^{\circ}\text{C}$	-55 to +350

GLOBAL PART NUMBER INFORMATION

Global Part Numbering example: **FSOT3009E10R00JE14**

F	S	O	T	3	0	0	9	E	1	0	R	0	0	J	E	1	4
GLOBAL MODEL	TERMINAL DESIGNATION	TERMINAL FINISH	RESISTANCE VALUE	TOLERANCE	PACKAGING CODE	SPECIAL											
FSOT30 (see "Standard Electrical Specifications" table above for additional P/N's)	09 16	E = lead (Pb)-free	R = decimal K = thousand 10R00 = 10.0 Ω 1K000 = 1 k Ω	J = $\pm 5.0\%$ K = $\pm 10.0\%$	E = lead (Pb)-free cell and bulk pack	(dash number) (up to 2 digits) from 1 to 99 as applicable 14 = standard, 09 terminal 15 = non-inductive, 09 terminal 16 = standard, 16 terminal 17 = non-inductive, 16 terminal											

DIMENSIONS in inches [millimeters]
TYPE FSOT...XX FLAT STYLE



MODEL	DIMENSIONS in inches [millimeters]				TERMINAL DESIGNATION	
	A	B	C	DISTANCE BETWEEN TERMINALS (ref.)	STANDARD	OPTIONAL
	± 0.063 [1.59]	± 0.063 [1.59]	± 0.031 [0.79]			
FSOT30	1.250 [31.75]	2.500 [63.50]	2.000 [50.80]	0.718 [18.24]	09E	16E
FSOT40	2.000 [50.80]	3.250 [82.55]	2.750 [69.85]	1.468 [37.29]	09E	16E
FSOT55	3.500 [88.90]	4.750 [120.65]	4.250 [107.95]	2.968 [75.39]	09E	16E
FSOT70	4.750 [120.65]	6.000 [152.40]	5.500 [139.70]	4.218 [107.14]	09E	16E
FSOT95	6.000 [152.40]	7.250 [184.15]	6.750 [171.45]	5.468 [138.89]	09E	16E

POWER RATING

Vishay FSOT flat resistor wattage ratings are based on mounting horizontally to 10" x 10" x 0.04" [254.0 mm x 254.0 mm x 1.02 mm] steel plate in 25 °C ambient with no air flow.

EXCLUSIVE BRACKET DESIGN

Mounting strap fits snugly through resistor core and is bound against unit by two eccentric spacers. The bracket eliminates expensive cements and improves heat transfer and power handling capabilities.

MATERIAL SPECIFICATIONS

Element: copper-nickel alloy of nickel-chrome alloy, depending on resistance value

Core: ceramic, steatite

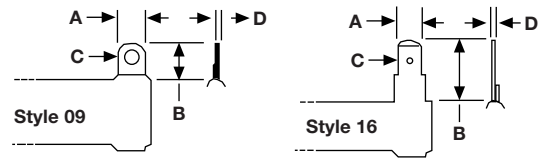
Coating: special high temperature silicone

Standard Terminals: model "E" terminals are tinned steel

Terminal Bands: steel

Part Marking: HEI, model, wattage, value, tolerance, date code

TERMINAL DIMENSIONS



DIMENSION	DIMENSIONS in inches [millimeters]	
	STYLE 09	STYLE 16
A	0.188 [4.76]	0.188 [4.76]
B	0.500 [12.70]	0.563 [14.29]
C	0.104 [2.64]	0.050 [1.27]
D	0.020 [0.51]	0.020 [0.51]

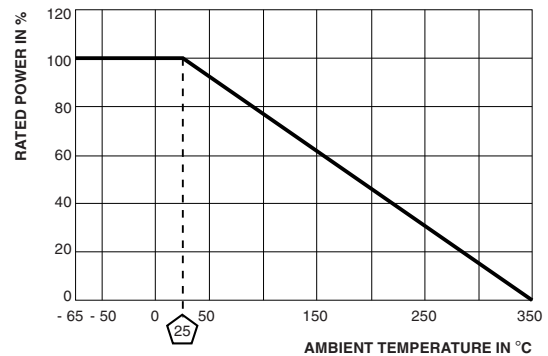
TERMINAL FINISH

"E" Finish - 100 % Sn coated steel.

NON-INDUCTIVE

Models of equivalent physical and electrical specifications are available with non-inductive (Aryton-Perry) winding. For non-inductive models, maximum resistance values are lower, see STANDARD ELECTRICAL SPECIFICATIONS table.

DERATING



Derating is required for ambient temperatures above 25 °C per the above graph.

PERFORMANCE		
TEST	CONDITIONS OF TEST	TEST LIMITS
Thermal Shock	Rated power applied until thermally stable, then a minimum of 15 min at -55 °C	± (2.0 % + 0.05 Ω) ΔR
Short Time Overload	10x rated power for 5 s	± (2.0 % + 0.05 Ω) ΔR
Dielectric Withstanding Voltage	1000 V _{RMS} , 1 min	± (0.1 % + 0.05 Ω) ΔR
Low Temperature Storage	-55 °C for 24 h	± (2.0 % + 0.05 Ω) ΔR
High Temperature Exposure	250 h at + 350 °C	± (2.0 % + 0.05 Ω) ΔR
Moisture Resistance	MIL-STD-202 Method 106, 7b not applicable	± (2.0 % + 0.05 Ω) ΔR
Shock, Specified Pulse	MIL-STD-202 Method 213, 100 g's for 6 ms, 10 shocks	± (0.2 % + 0.05 Ω) ΔR
Vibration, High Frequency	Frequency varied 10 Hz to 2000 Hz, 20 g peak, 2 directions 6 h each	± (0.2 % + 0.05 Ω) ΔR
Load Life	1000 h at rated power, + 25 °C, 1.5 h "ON", 0.5 h "OFF"	± (3.0 % + 0.05 Ω) ΔR



Disclaimer

ALL PRODUCT, PRODUCT SPECIFICATIONS AND DATA ARE SUBJECT TO CHANGE WITHOUT NOTICE TO IMPROVE RELIABILITY, FUNCTION OR DESIGN OR OTHERWISE.

Vishay Intertechnology, Inc., its affiliates, agents, and employees, and all persons acting on its or their behalf (collectively, "Vishay"), disclaim any and all liability for any errors, inaccuracies or incompleteness contained in any datasheet or in any other disclosure relating to any product.

Vishay makes no warranty, representation or guarantee regarding the suitability of the products for any particular purpose or the continuing production of any product. To the maximum extent permitted by applicable law, Vishay disclaims (i) any and all liability arising out of the application or use of any product, (ii) any and all liability, including without limitation special, consequential or incidental damages, and (iii) any and all implied warranties, including warranties of fitness for particular purpose, non-infringement and merchantability.

Statements regarding the suitability of products for certain types of applications are based on Vishay's knowledge of typical requirements that are often placed on Vishay products in generic applications. Such statements are not binding statements about the suitability of products for a particular application. It is the customer's responsibility to validate that a particular product with the properties described in the product specification is suitable for use in a particular application. Parameters provided in datasheets and / or specifications may vary in different applications and performance may vary over time. All operating parameters, including typical parameters, must be validated for each customer application by the customer's technical experts. Product specifications do not expand or otherwise modify Vishay's terms and conditions of purchase, including but not limited to the warranty expressed therein.

Except as expressly indicated in writing, Vishay products are not designed for use in medical, life-saving, or life-sustaining applications or for any other application in which the failure of the Vishay product could result in personal injury or death. Customers using or selling Vishay products not expressly indicated for use in such applications do so at their own risk. Please contact authorized Vishay personnel to obtain written terms and conditions regarding products designed for such applications.

No license, express or implied, by estoppel or otherwise, to any intellectual property rights is granted by this document or by any conduct of Vishay. Product names and markings noted herein may be trademarks of their respective owners.

Компания «Океан Электроники» предлагает заключение долгосрочных отношений при поставках импортных электронных компонентов на взаимовыгодных условиях!

Наши преимущества:

- Поставка оригинальных импортных электронных компонентов напрямую с производств Америки, Европы и Азии, а так же с крупнейших складов мира;
- Широкая линейка поставок активных и пассивных импортных электронных компонентов (более 30 млн. наименований);
- Поставка сложных, дефицитных, либо снятых с производства позиций;
- Оперативные сроки поставки под заказ (от 5 рабочих дней);
- Экспресс доставка в любую точку России;
- Помощь Конструкторского Отдела и консультации квалифицированных инженеров;
- Техническая поддержка проекта, помощь в подборе аналогов, поставка прототипов;
- Поставка электронных компонентов под контролем ВП;
- Система менеджмента качества сертифицирована по Международному стандарту ISO 9001;
- При необходимости вся продукция военного и аэрокосмического назначения проходит испытания и сертификацию в лаборатории (по согласованию с заказчиком);
- Поставка специализированных компонентов военного и аэрокосмического уровня качества (Xilinx, Altera, Analog Devices, Intersil, Interpoint, Microsemi, Actel, Aeroflex, Peregrine, VPT, Syfer, Eurofarad, Texas Instruments, MS Kennedy, Miteq, Cobham, E2V, MA-COM, Hittite, Mini-Circuits, General Dynamics и др.);

Компания «Океан Электроники» является официальным дистрибьютором и эксклюзивным представителем в России одного из крупнейших производителей разъемов военного и аэрокосмического назначения «**JONHON**», а так же официальным дистрибьютором и эксклюзивным представителем в России производителя высокотехнологичных и надежных решений для передачи СВЧ сигналов «**FORSTAR**».



JONHON

«**JONHON**» (основан в 1970 г.)

Разъемы специального, военного и аэрокосмического назначения:

(Применяются в военной, авиационной, аэрокосмической, морской, железнодорожной, горно- и нефтедобывающей отраслях промышленности)

«**FORSTAR**» (основан в 1998 г.)

ВЧ соединители, коаксиальные кабели,
кабельные сборки и микроволновые компоненты:

(Применяются в телекоммуникациях гражданского и специального назначения, в средствах связи, РЛС, а так же военной, авиационной и аэрокосмической отраслях промышленности).



Телефон: 8 (812) 309-75-97 (многоканальный)

Факс: 8 (812) 320-03-32

Электронная почта: ocean@oceanchips.ru

Web: <http://oceanchips.ru/>

Адрес: 198099, г. Санкт-Петербург, ул. Калинина, д. 2, корп. 4, лит. А