

ISOLATED DC/DC CONVERTERS

48 Vdc Input 1.2 Vdc - 3.3 Vdc/15 A, 5 Vdc/12 A, 12 Vdc/5 A Output, 1/8 Brick

bel
POWER PRODUCTS

0RCY-60T Series

RoHS Compliant

Rev.A

- Isolated
- High Efficiency
- High Power Density
- Fix Frequency (300 kHz)
- Low Cost
- Input Under Voltage Lockout
- UL60950-1 Recognized (UL/cUL)
- Output Over Voltage Shutdown
- OCP/SCP
- Over Temperature Protection
- Remote On/Off Logic (Option)
- Output Voltage Trim
- Positive/Negative Remote Sense
- Basic Isolation



Description

The 0RCY-60T Series are isolated dc/dc converters that operate from a nominal 48 Vdc source. These units provide up to 60 W of output power from a nominal 48 Vdc input. These units are designed to be highly efficient and low cost. Features include remote on/off, short circuit protection, over current protection, over temperature protection, input under voltage lockout, and output over voltage protection. These converters are provided in an industry standard eighth brick package.

Part Selection

Output Voltage	Input Voltage	Max. Output Current	Max. Output Power	Typical Efficiency	Model Number Active High	Model Number Active Low
12.0 Vdc	36 Vdc - 75 Vdc	5 A	60.0 W	91%	0RCY-60T120	0RCY-60T12L
5.0 Vdc	36 Vdc - 75 Vdc	12 A	60.0 W	91%	0RCY-60T050	0RCY-60T05L
3.3 Vdc	36 Vdc - 75 Vdc	15 A	50.0 W	89%	0RCY-60T033	0RCY-60T03L
2.5 Vdc	36 Vdc - 75 Vdc	15 A	37.5 W	87%	0RCY-60T025	0RCY-60T02L
1.8 Vdc	36 Vdc - 75 Vdc	15 A	27 W	85%	0RCY-60TV80	0RCY-60TV8L
1.5 Vdc	36 Vdc - 75 Vdc	15 A	22.5 W	84%	0RCY-60TV50	0RCY-60TV5L
1.2 Vdc	36 Vdc - 75 Vdc	15 A	18 W	82%	0RCY-60TV20	0RCY-60TV2L

Notes: 1. Add "G" suffix at the end of the model number to indicate Tray Packaging.

2. All part numbers above indicate RoHS 6. Change the second letter "R" to "7" for RoHS 5 part numbers.

Absolute Maximum Ratings

Parameter	Min	Typ	Max	Notes
Input Voltage (continuous)	-0.3 V	-	80 V	
Input Voltage Transient (100 ms)	-0.3 V	-	100 V	
Remote On/Off	-2 V	-	18 V	
I/O Isolation Voltage	-	-	2000 V	
Ambient Temperature	-40 °C	-	85 °C	
Storage Temperature	-55 °C	-	125 °C	

ISOLATED DC/DC CONVERTERS

48 Vdc Input 1.2 Vdc - 3.3 Vdc/15 A, 5 Vdc/12 A, 12 Vdc/5 A Output, 1/8 Brick



Input Specifications

Parameter	Min	Typ	Max	Notes
Input Voltage	36 V	48 V	75 V	
Input Current (full load)				
Vo=12.0 V	-	-	3.0 A	
Vo=5.0 V	-	-	2.8 A	
Vo=3.3 V	-	-	2.6 A	
Vo=2.5 V	-	-	2.0 A	
Vo=1.8 V	-	-	1.4 A	
Vo=1.5 V	-	-	1.2 A	
Vo=1.2 V	-	-	0.9A	
Input Current (no load)				
Vo=12.0 V	-	90 mA	130 mA	
Vo=5.0 V	-	55 mA	75 mA	
Vo=3.3 V	-	45 mA	70 mA	
Vo=2.5 V	-	40 mA	70 mA	
Vo=1.2 V - 1.8 V	-	30 mA	60 mA	
Remote Off Input Current	-	2 mA	5 mA	
Input Reflected Ripple Current(rms)	-	4 mA	10 mA	With simulated source impedance of 10 uH; a 100uF/100V electrolytic capacitor with ESR = 1 ohm max. 5 Hz to 20 MHz
Input Reflected Ripple Current(Pk-Pk)	-	20 mA	40 mA	
I ² t Inrush Current Transient	-	0.01 A ² s	0.02 A ² s	
Turn on Voltage Threshold	32 V	34 V	35 V	
Turn off Voltage Threshold	30 V	32 V	34 V	

Note: All specifications are typical at 25 °C unless otherwise stated.

Output Specifications

Parameter	Min	Typ	Max	Notes
Output Voltage Set Point				
Vo=12.0 V	11.760 V	12.0 V	12.240 V	Vin=48 V, Io=50% full load, Ta=25 °C.
Vo=5.0 V	4.925 V	5.0 V	5.075 V	
Vo=3.3 V	3.250 V	3.3 V	3.350 V	
Vo=2.5 V	2.463 V	2.5 V	2.538 V	
Vo=1.8 V	1.773 V	1.8 V	1.827 V	
Vo=1.5 V	1.478 V	1.5 V	1.523 V	
Vo=1.2 V	1.182 V	1.2 V	1.218 V	
Line Regulation				
Vo=12.0 V	-	±24 mV	±48 mV	
Vo=5.0 V	-	±5 mV	±10 mV	
Vo=3.3 V	-	±3 mV	±7 mV	
Vo=2.5 V	-	±3 mV	±7 mV	
Vo=1.8 V	-	±3 mV	±7 mV	
Vo=1.5 V	-	±3 mV	±7 mV	
Vo=1.2 V	-	±3 mV	±7 mV	
Load Regulation				
Vo=12.0 V	-	±30 mV	±60 mV	
Vo=5.0 V	-	±10 mV	±20 mV	
Vo=3.3 V	-	±7 mV	±15 mV	
Vo=2.5 V	-	±6 mV	±12 mV	
Vo=1.8 V	-	±5 mV	±10 mV	
Vo=1.5 V	-	±5 mV	±10 mV	
Vo=1.2 V	-	±5 mV	±10 mV	

ISOLATED DC/DC CONVERTERS

48 Vdc Input 1.2 Vdc - 3.3 Vdc/15 A, 5 Vdc/12 A, 12 Vdc/5 A Output, 1/8 Brick



Output Specifications (continued)

Parameter	Min	Typ	Max	Notes
Regulation Over Temperature (-40 °C to +85 °C)				
Vo=12.0 V	-	±60 mV	±100 mV	
Vo=5.0 V	-	±45 mV	±75 mV	
Vo=3.3 V	-	±30 mV	±50 mV	
Vo=2.5 V	-	±25 mV	±40 mV	
Vo=1.8 V	-	±20 mV	±30 mV	
Vo=1.5 V	-	±15 mV	±25 mV	
Vo=1.2 V	-	±12 mV	±20mV	
Output Current				
Vo=12.0 V	0 A	-	5 A	
Vo=5.0 V	0 A	-	12 A	
Vo=3.3 V	0 A	-	15 A	
Vo=2.5 V	0 A	-	15 A	
Vo=1.8 V	0 A	-	15 A	
Vo=1.5 V	0 A	-	15 A	
Vo=1.2 V	0 A	-	15 A	
Current Limit Threshold				
Vo=12.0 V	5.5 A	6.5 A	8 A	
Vo=5.0 V	13.5 A	16 A	19 A	
Vo=3.3 V	16 A	18 A	20 A	
Vo=2.5 V	16 A	18 A	20 A	
Vo=1.8 V	16 A	18 A	20 A	
Vo=1.5 V	16 A	18 A	20 A	
Vo=1.2 V	16 A	18 A	20 A	
Short Circuit Surge Transient	-	3 A ² s	5 A ² s	
Ripple and Noise (rms)				Test conditions: Vin=48 V, Ta=25 °C, with a 1uF ceramic capacitor and a 10 uF Tantalum capacitor at the output.
Vo=12.0 V	-	25 mV	50 mV	
Vo=5.0 V	-	25 mV	50 mV	
Vo=3.3 V	-	15 mV	30 mV	
Vo=2.5 V	-	12 mV	25 mV	
Vo=1.8 V	-	10 mV	20 mV	
Vo=1.5 V	-	10 mV	20 mV	
Vo=1.2 V	-	10 mV	20 mV	
Ripple and Noise (pk-pk)				
Vo=12.0 V	-	100 mV	130 mV	
Vo=5.0 V	-	95 mV	120 mV	
Vo=3.3 V	-	55 mV	80 mV	
Vo=2.5 V	-	55 mV	80 mV	
Vo=1.8 V	-	45 mV	70 mV	
Vo=1.5 V	-	45 mV	70 mV	
Vo=1.2 V	-	45 mV	70 mV	
Turn on Time	-	15 mS	30 mS	
Overshoot at Turn on	-	0%	5%	
Output Capacitance				
Vo=12.0 V	0 uF	-	1000 uF	
Vo=5.0 V	0 uF	-	10000 uF	
Vo=3.3 V	0 uF	-	15000 uF	
Vo=2.5 V	0 uF	-	15000 uF	
Vo=1.8 V	0 uF	-	15000 uF	
Vo=1.5 V	0 uF	-	15000 uF	
Vo=1.2 V	0 uF	-	15000 uF	

ISOLATED DC/DC CONVERTERS

48 Vdc Input 1.2 Vdc - 3.3 Vdc/15 A, 5 Vdc/12 A, 12 Vdc/5 A Output, 1/8 Brick



Output Specifications (continued)

Parameter		Min	Typ	Max	Notes		
Transient Response							
25% ~ 50% Max Load	Overshoot	Vo=12.0 V	-	300 mV	400 mV	Test conditions: di/dt = 0.1 A/uS, Vin=48 V, with a 1 uF ceramic capacitor and a 10 uF Tantalum capacitor at the output.	
	Settling Time		-	400 uS	500 uS		
50% ~ 25% Max Load	Overshoot		-	300 mV	400 mV		
	Settling Time		-	400 uS	500 uS		
25% ~ 50% Max Load	Overshoot		Vo=5.0 V	-	200 mV		230 mV
	Settling Time			-	300 uS		400 uS
50% ~ 25% Max Load	Overshoot	-		200 mV	230 mV		
	Settling Time	-		300 uS	400 uS		
25% ~ 50% Max Load	Overshoot	Vo=1.2 V - 3.3 V		-	150 mV		200 mV
	Settling Time			-	200 uS		250 uS
50% ~ 25% Max Load	Overshoot		-	150 mV	200 mV		
	Settling Time		-	200 uS	250 uS		

Note: All specifications are typical at 25 °C unless otherwise stated.

General Specifications

Parameter	Min	Typ	Max	Notes
Efficiency				Vin=48 V, full load
Vo=12.0 V	88%	91%	-	
Vo=5.0 V	88%	91%	-	
Vo=3.3 V	87%	89%	-	
Vo=2.5 V	85%	87%	-	
Vo=1.8 V	83%	85%	-	
Vo=1.5 V	82%	84%	-	
Vo=1.2 V	80%	82%	-	
Switching Frequency	270 kHz	300 kHz	330 kHz	
Isolation capacitance	-	1500 pF	-	
Output Voltage Trim Range	80%Vo	-	110%Vo	The total voltage increased by trim and remote sense should not exceed 10%Vo
Remote Sense Compensation	-	-	10%Vo	
Over Temperature Protection	-	125 °C	-	
Over Voltage Protection	-	130%Vo	-	Vin=48V, full load, in hiccup mode
MTBF	2,410,000 hours			Calculated Per Bell Core SR-332 (Io = 12 A, Vin=48 V, Vo=3.3 V, Ta = 25 °C, No forced air)
Dimensions				
Inches (L x W x H)	2.30 x 0.896 x 0.411			
Millimeters (L x W x H)	58.42 x 22.86 x 10.45			
Weight	-	20 g	-	

Note: All specifications are typical at 25 °C unless otherwise stated.

ISOLATED DC/DC CONVERTERS

48 Vdc Input 1.2 Vdc - 3.3 Vdc/15 A, 5 Vdc/12 A, 12 Vdc/5 A Output, 1/8 Brick



Control Specifications

Parameter	Min	Typ	Max	Notes
Remote On/Off				
Signal Low (Unit On)	Active Low	-0.3 V	-	0.8 V
Signal High (Unit Off)		2.4 V	-	
Signal Low (Unit Off)	Active High	-0.3 V	-	0.8 V
Signal High (Unit On)		2.4 V	-	
Current Sink	0 mA	-	0.75 mA	

Output Trim Equations

Equations for calculating the trim resistor (in kΩ) are shown below. The Trim Down resistor should be connected between the Trim pin and Ground pin. The Trim Up resistor should be connected between the Trim pin and the Vout. Only one of the resistors should be used for any given application.

$$R_{trimdown} = \frac{511}{|\delta|} - 10.22$$

1. $V_o = 12\text{ V} - 1.5\text{ V}$

$$R_{trimup} = \frac{(100 + \delta) \cdot V_o \cdot 5.11 - 626}{1.225 \cdot \delta} - 10.22$$

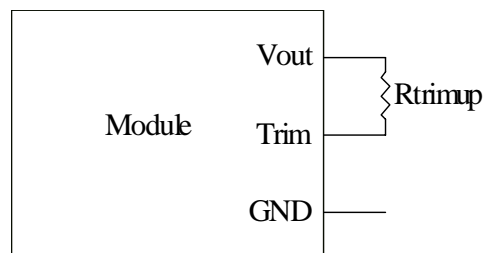
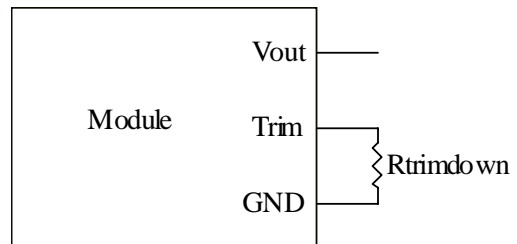
2. $V_o = 1.2\text{ V}$

$$R_{trimup} = \frac{(100 + \delta) \cdot V_o \cdot 5.11 - 626}{1.225 \cdot \delta} - 10.22$$

Notes:

$$\delta = \frac{(V_o_{req} - V_o)}{V_o} \times 100[\%]$$

V_o_{req} = Desired (trimmed) output voltage [V]

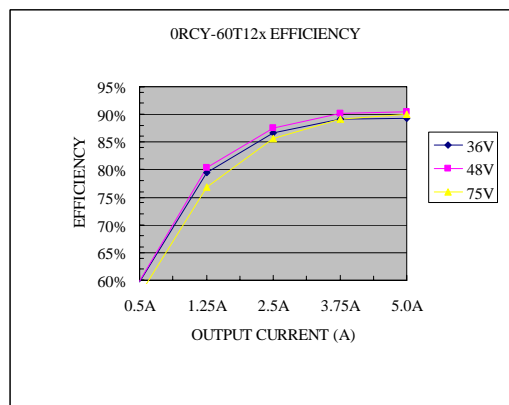
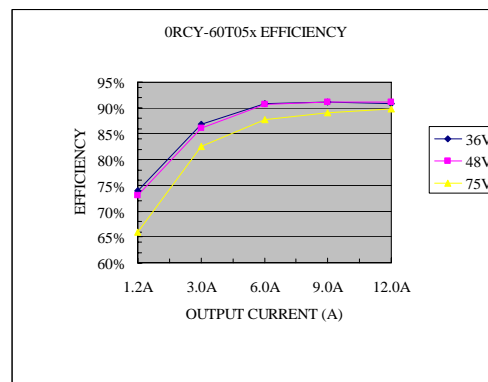
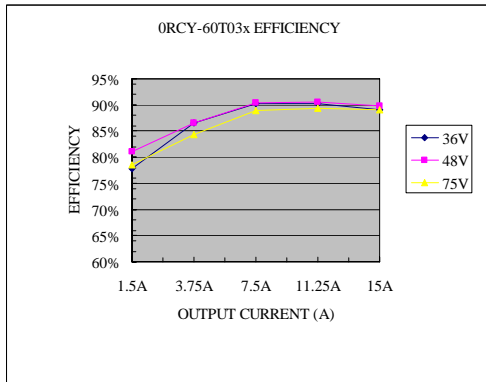
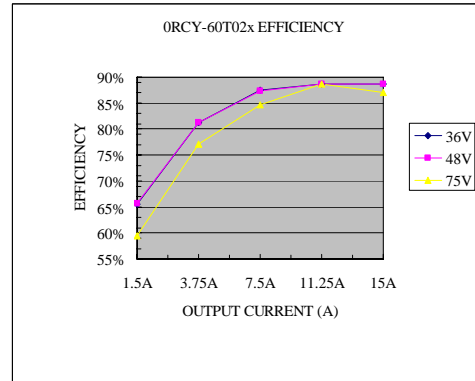
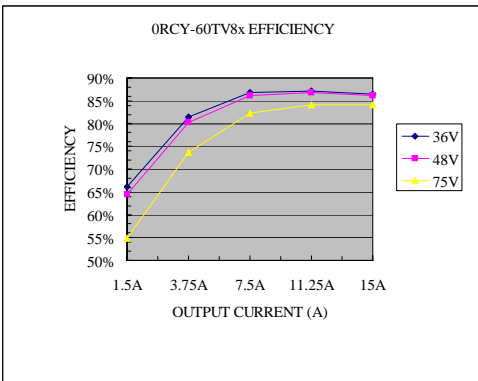
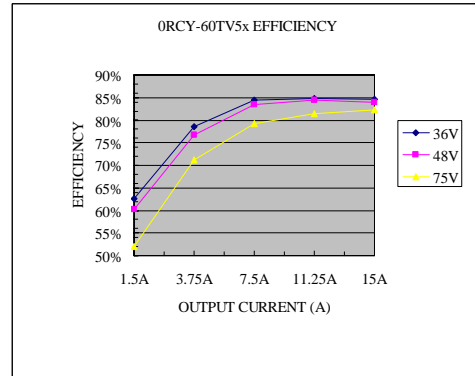
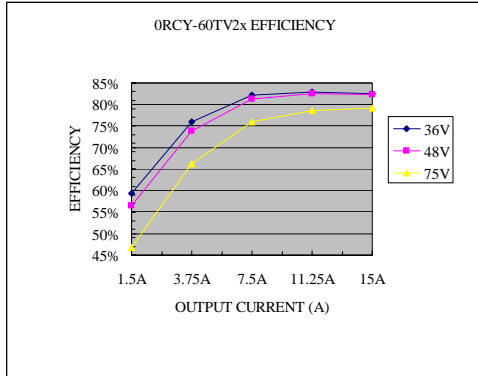


ISOLATED DC/DC CONVERTERS

48 Vdc Input 1.2 Vdc - 3.3 Vdc/15 A, 5 Vdc/12 A, 12 Vdc/5 A Output, 1/8 Brick



Efficiency Data



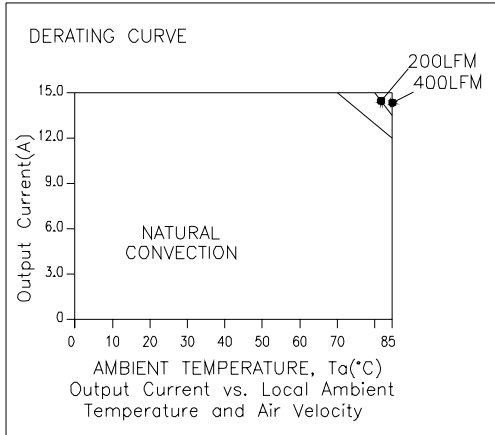
ISOLATED DC/DC CONVERTERS

48 Vdc Input 1.2 Vdc - 3.3 Vdc/15 A, 5 Vdc/12 A, 12 Vdc/5 A Output, 1/8 Brick

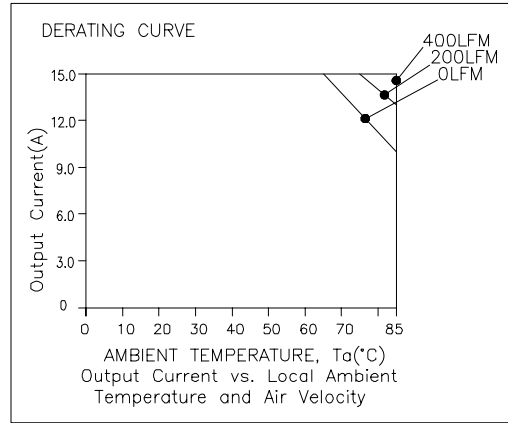


Thermal Derating Curves

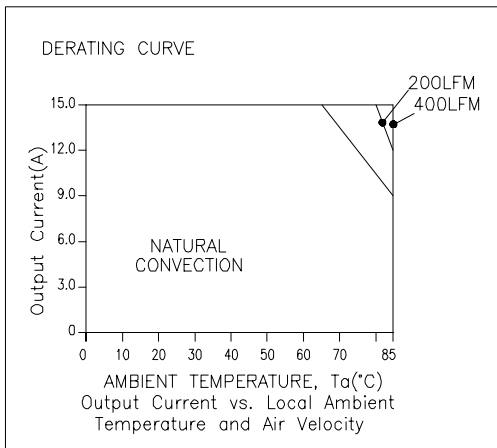
Vin=48V, with maximum junction temperature of semiconductors derated to 120 degree C.



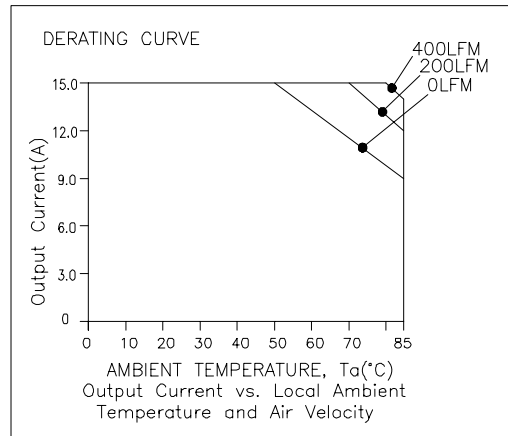
Vo=1.2 V



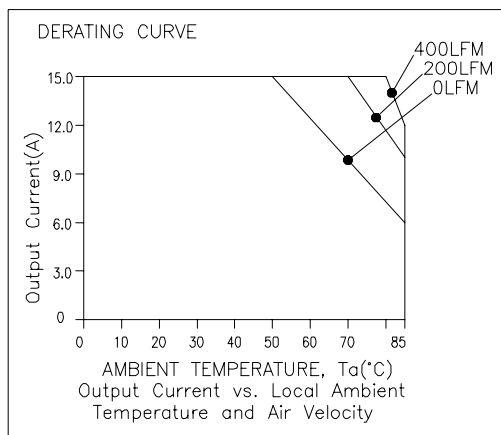
Vo=1.5 V



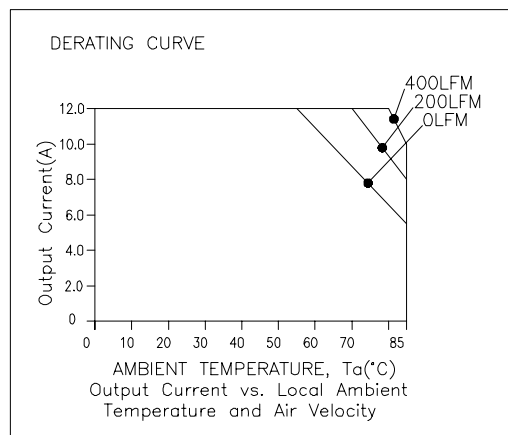
Vo=1.8 V



Vo=2.5 V



Vo=3.3 V



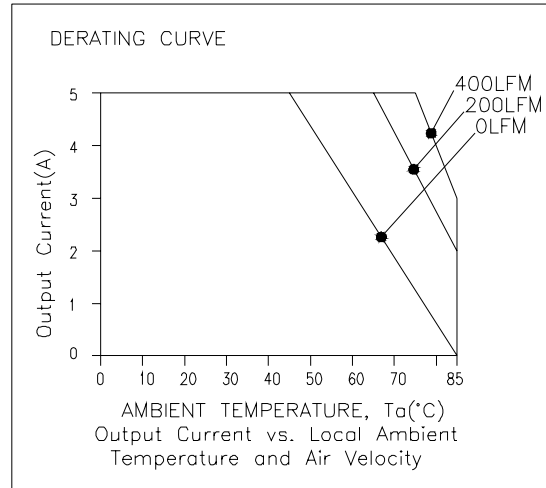
Vo=5 V

ISOLATED DC/DC CONVERTERS

48 Vdc Input 1.2 Vdc - 3.3 Vdc/15 A, 5 Vdc/12 A, 12 Vdc/5 A Output, 1/8 Brick

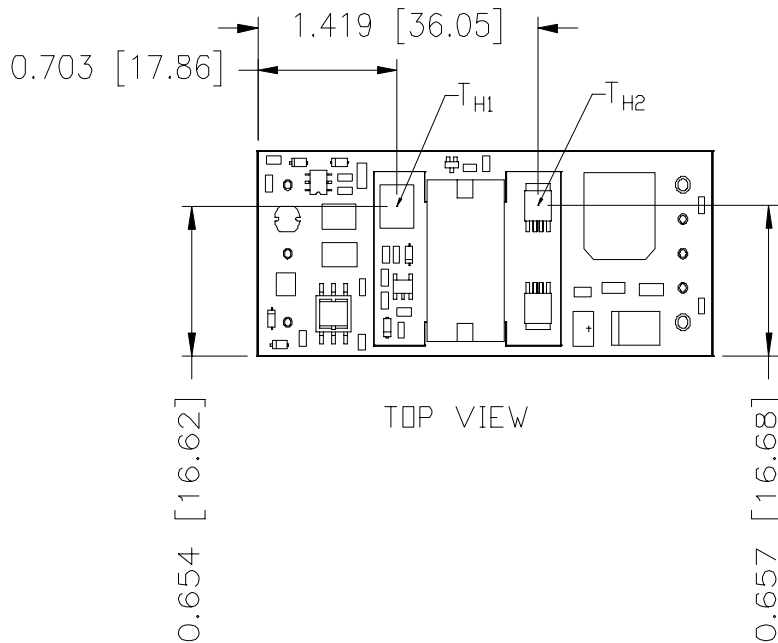


Thermal Derating Curves (continued)



$V_o=12\text{ V}$

Thermal Reference



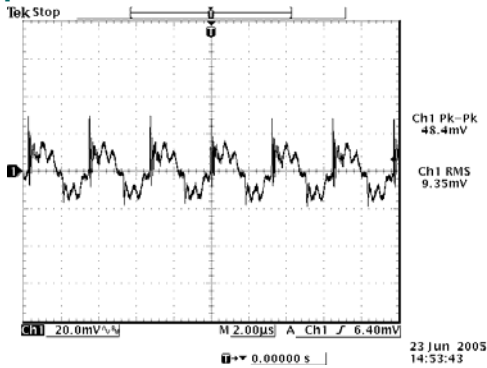
Note: T_{H1} and T_{H2} are hot spots which should not exceed 118 degree C.

ISOLATED DC/DC CONVERTERS

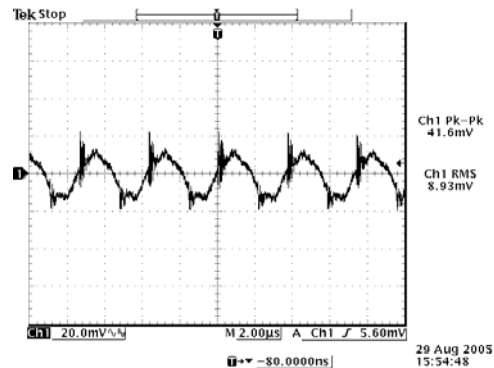
48 Vdc Input 1.2 Vdc - 3.3 Vdc/15 A, 5 Vdc/12 A, 12 Vdc/5 A Output, 1/8 Brick



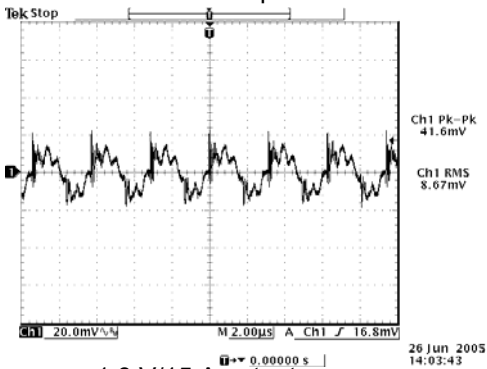
Ripple and Noise Waveforms



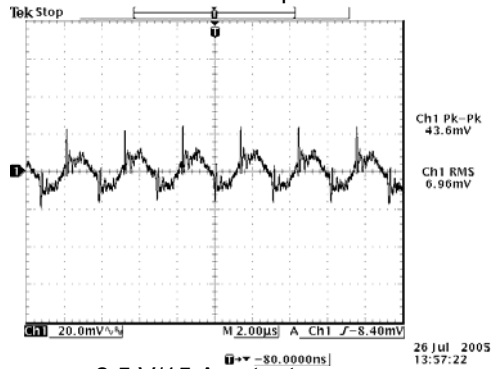
1.2 V/15 A output.



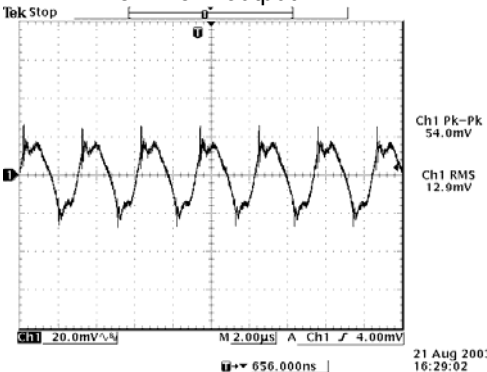
1.5 V/15 A output



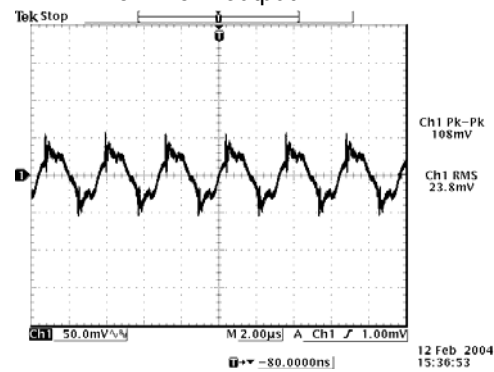
1.8 V/15 A output.



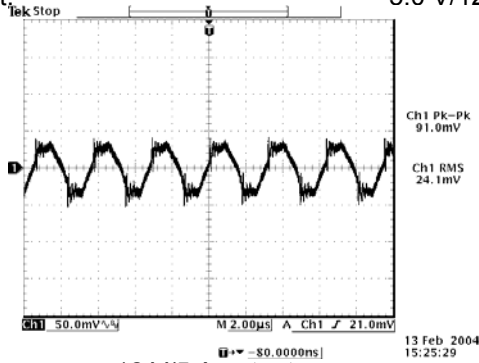
2.5 V/15 A output



3.3 V/15 A output.



5.0 V/12 A output



12 V/5 A output

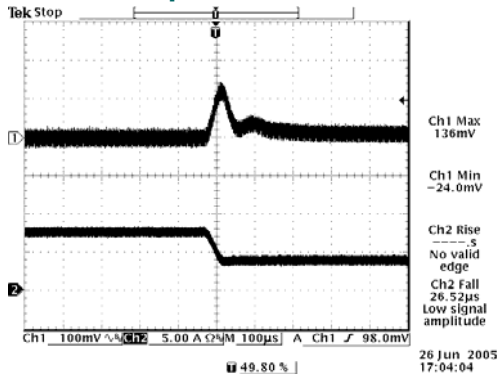
Note: Ripple and noise at full load, 48 V input, and with a 1 μ F ceramic cap and a 10 μ F tantalum cap at the output, $T_a=25$ deg C.

ISOLATED DC/DC CONVERTERS

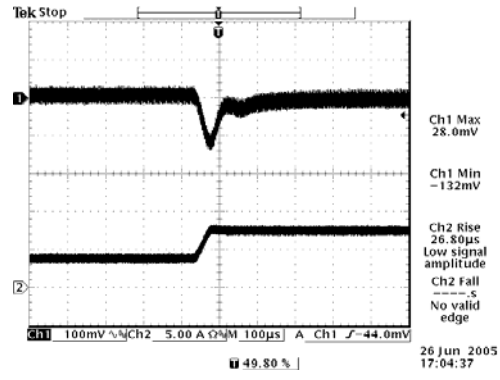
48 Vdc Input 1.2 Vdc - 3.3 Vdc/15 A, 5 Vdc/12 A, 12 Vdc/5 A Output, 1/8 Brick



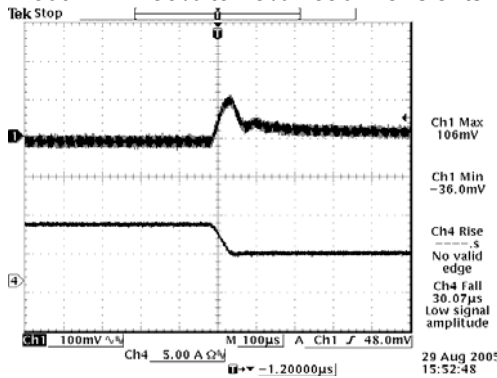
Transient Response Waveforms



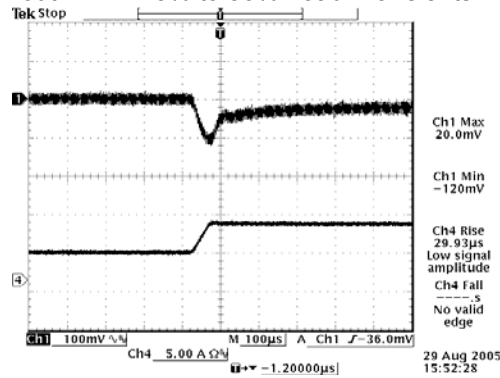
Vout=1.2 V 50% to 25% Load Transients



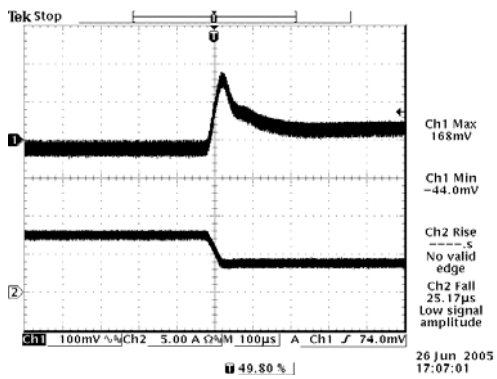
Vout=1.2 V 25% to 50% Load Transients



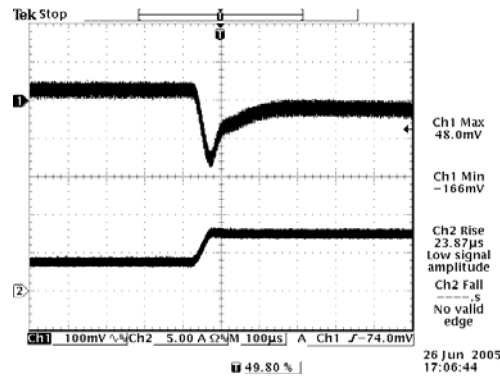
Vout=1.5 V 50% to 25% Load Transients



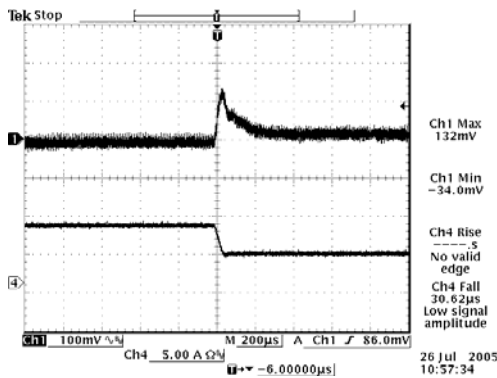
Vout=1.5 V 25% to 50% Load Transients



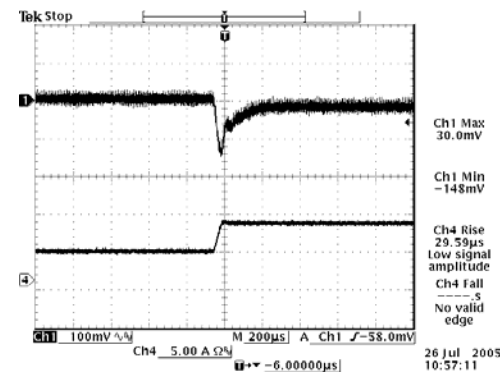
Vout=1.8 V 50% to 25% Load Transients



Vout=1.8 V 25% to 50% Load Transients



Vout=2.5 V 50% to 25% Load Transients



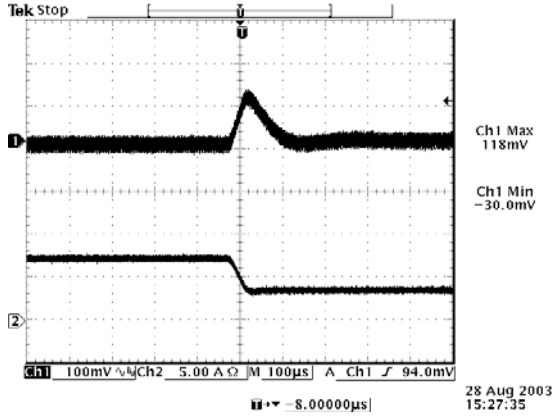
Vout=2.5 V 25% to 50% Load Transients

ISOLATED DC/DC CONVERTERS

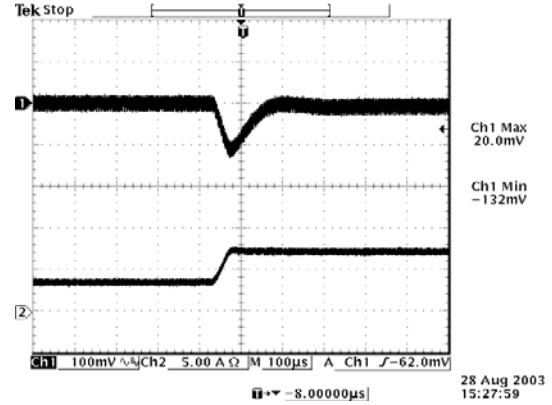
48 Vdc Input 1.2 Vdc - 3.3 Vdc/15 A, 5 Vdc/12 A, 12 Vdc/5 A Output, 1/8 Brick



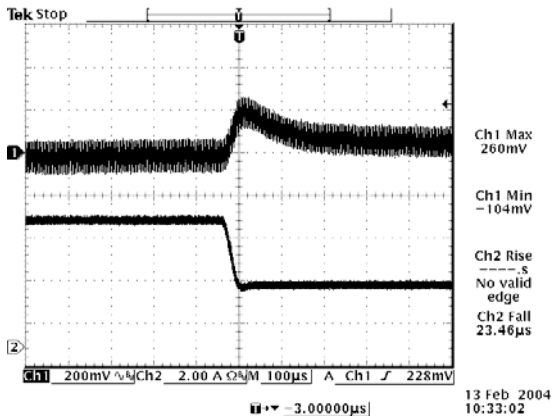
Transient Response Waveforms (continued)



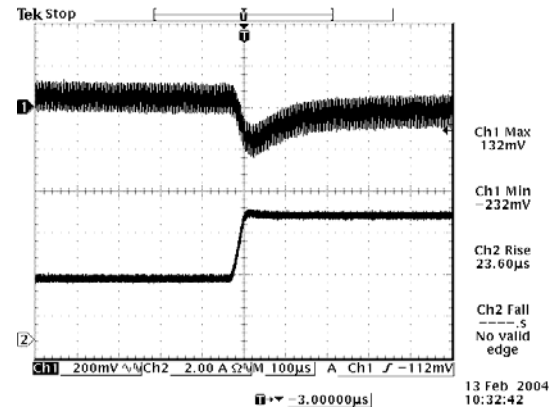
Vout=3.3 V 50% to 25% Load Transients



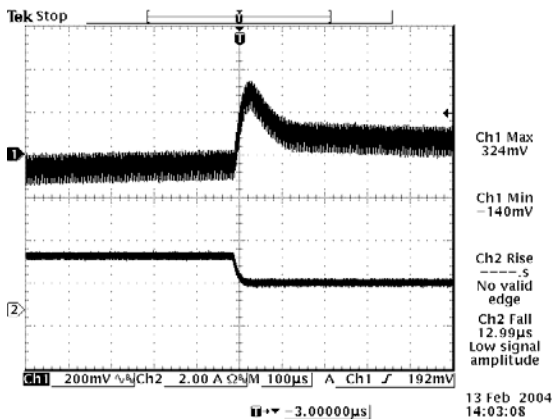
Vout=3.3 V 25% to 50% Load Transients



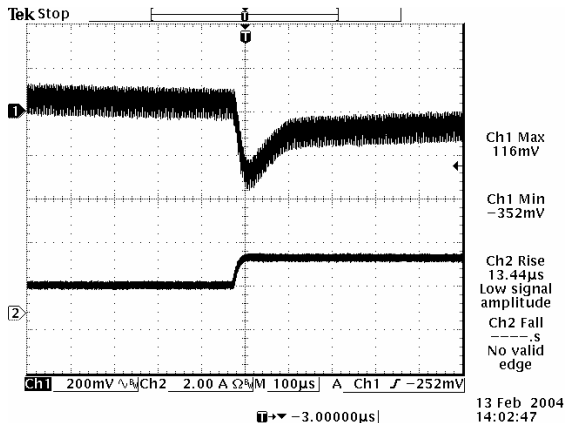
Vout=5.0 V 50% to 25% Load Transients



Vout=5.0 V 25% to 50% Load Transients



Vout=12 V 50% to 25% Load Transients



Vout=12 V 25% to 50% Load Transients

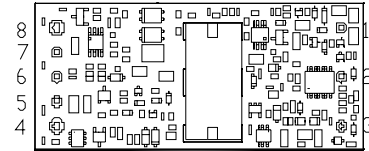
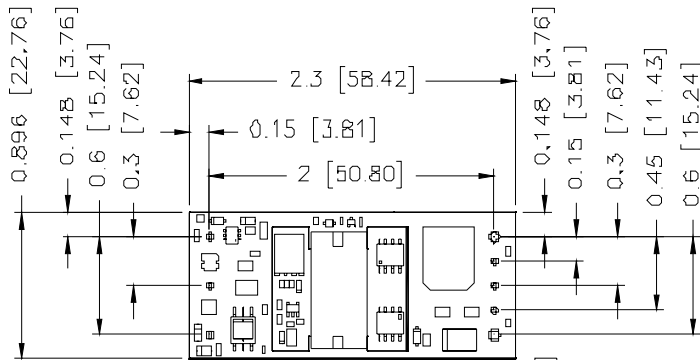
Note: Transient response is tested at $di/dt=0.1$ A/uS, external 10 uF tantalum capacitor and 1 uF ceramic capacitor, $V_{in}=48$ V, $T_a=25$ deg C.

ISOLATED DC/DC CONVERTERS

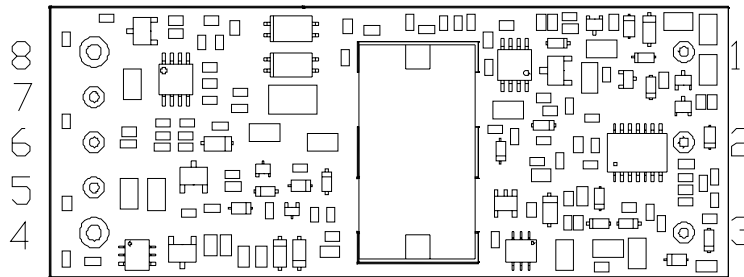
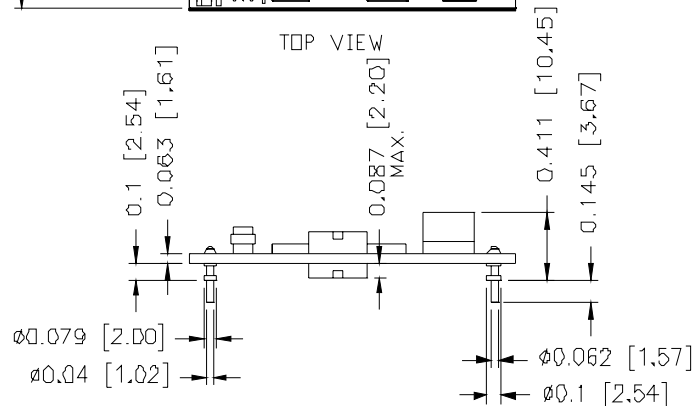
48 Vdc Input 1.2 Vdc - 3.3 Vdc/15 A, 5 Vdc/12 A, 12 Vdc/5 A Output, 1/8 Brick



Mechanical Outline



BOTTOM VIEW



BOTTOM VIEW

Pin Connections

Pin	Function
1	Vin+
2	Remote On/Off
3	Vin-
4	Vout-
5	Sense-
6	Trim
7	Sense+
8	Vout+

RoHS Compliance

Complies with the European Directive 2002/95/EC, calling for the elimination of lead and other hazardous substances from electronic products.



©2007 Bel Fuse Inc. Specifications subject to change without notice. 030307

CORPORATE

Bel Fuse Inc.
206 Van Vorst Street
Jersey City, NJ 07302
Tel 201-432-0463
Fax 201-432-9542
www.belfuse.com

FAR EAST

Bel Fuse Ltd.
8F/ 8 Luk Hop Street
San Po Kong
Kowloon, Hong Kong
Tel 852-2328-5515
Fax 852-2352-3706
www.belfuse.com

EUROPE

Bel Fuse Europe Ltd.
Preston Technology Management Centre
Marsh Lane, Suite G7, Preston
Lancashire, PR1 8UD, U.K.
Tel 44-1772-556601
Fax 44-1772-888366
www.belfuse.com

Компания «Океан Электроники» предлагает заключение долгосрочных отношений при поставках импортных электронных компонентов на взаимовыгодных условиях!

Наши преимущества:

- Поставка оригинальных импортных электронных компонентов напрямую с производств Америки, Европы и Азии, а так же с крупнейших складов мира;
- Широкая линейка поставок активных и пассивных импортных электронных компонентов (более 30 млн. наименований);
- Поставка сложных, дефицитных, либо снятых с производства позиций;
- Оперативные сроки поставки под заказ (от 5 рабочих дней);
- Экспресс доставка в любую точку России;
- Помощь Конструкторского Отдела и консультации квалифицированных инженеров;
- Техническая поддержка проекта, помощь в подборе аналогов, поставка прототипов;
- Поставка электронных компонентов под контролем ВП;
- Система менеджмента качества сертифицирована по Международному стандарту ISO 9001;
- При необходимости вся продукция военного и аэрокосмического назначения проходит испытания и сертификацию в лаборатории (по согласованию с заказчиком);
- Поставка специализированных компонентов военного и аэрокосмического уровня качества (Xilinx, Altera, Analog Devices, Intersil, Interpoint, Microsemi, Actel, Aeroflex, Peregrine, VPT, Syfer, Eurofarad, Texas Instruments, MS Kennedy, Miteq, Cobham, E2V, MA-COM, Hittite, Mini-Circuits, General Dynamics и др.);

Компания «Океан Электроники» является официальным дистрибьютором и эксклюзивным представителем в России одного из крупнейших производителей разъемов военного и аэрокосмического назначения «JONHON», а так же официальным дистрибьютором и эксклюзивным представителем в России производителя высокотехнологичных и надежных решений для передачи СВЧ сигналов «FORSTAR».



JONHON

«JONHON» (основан в 1970 г.)

Разъемы специального, военного и аэрокосмического назначения:

(Применяются в военной, авиационной, аэрокосмической, морской, железнодорожной, горно- и нефтедобывающей отраслях промышленности)

«FORSTAR» (основан в 1998 г.)

ВЧ соединители, коаксиальные кабели,
кабельные сборки и микроволновые компоненты:

(Применяются в телекоммуникациях гражданского и специального назначения, в средствах связи, РЛС, а так же военной, авиационной и аэрокосмической отраслях промышленности).



Телефон: 8 (812) 309-75-97 (многоканальный)

Факс: 8 (812) 320-03-32

Электронная почта: ocean@oceanchips.ru

Web: <http://oceanchips.ru/>

Адрес: 198099, г. Санкт-Петербург, ул. Калинина, д. 2, корп. 4, лит. А