

Edgeboard Connectors, Single Readout, Dip Solder, Eyelet and Wire Wrap™ Termination



FEATURES

- 0.156" (3.96 mm) C-C
- Modified tuning fork contacts have chamfered lead-in to reduce wear on printed circuit board contacts without sacrificing contact pressure and wiping action
- Accepts PC board thickness of 0.054" to 0.070" (1.37 mm to 1.78 mm)
- Polarization on or between contact positions in all sizes. Between contact polarization permits polarizing without loss of a contact position
- Polarizing key is reinforced nylon, may be inserted by hand, requires no adhesive
- Protected entry, provided by recessed leading edge of contact, permits the card slot to straighten and align the board before electrical contact is made. Prevents damage to contacts which might be caused by warped or out of tolerance boards
- Optional terminal configurations, including eyelet (type A), dip-solder (types B, C, D, R), Wire Wrap™ (types E, F)
- **Connectors with type A, B, C, D, or R contacts are recognized under the Component Program of Underwriters Laboratories, Inc. listed under file E65524, project 77CH3889**

ELECTRICAL SPECIFICATIONS

Current Rating: 5 A

Test Voltage Between Contacts:

At sea level: 1800 V_{RMS}

At 70 000 feet (21 336 meters): 450 V_{RMS}

Insulation Resistance: 5000 MΩ minimum (at 500 V_{DC} potential)

Contact Resistance: (voltage drop) 30 mV maximum at rated current with gold flash

PHYSICAL SPECIFICATIONS

Number of Contacts: 6, 10, 12, 15, 18, or 22

Contact Spacing: 0.156" (3.96 mm)

Card Thickness: 0.054" to 0.070" (1.37 mm to 1.78 mm)

Card Slot Depth: 0.330" (8.38 mm)

APPLICATIONS

For use with 0.062" (1.57 mm) printed circuit boards requiring an edgeboard type connector on 0.156" (3.96 mm) centers

MATERIAL SPECIFICATIONS

Body: Glass-filled phenolic per MIL-M-14, type MFH, black, flame retardant (UL 94 V-0)

Contacts: Copper alloy

Finish: 1 = Electro tin plated, 2 = Gold flash

Polarizing Key: Glass-filled nylon

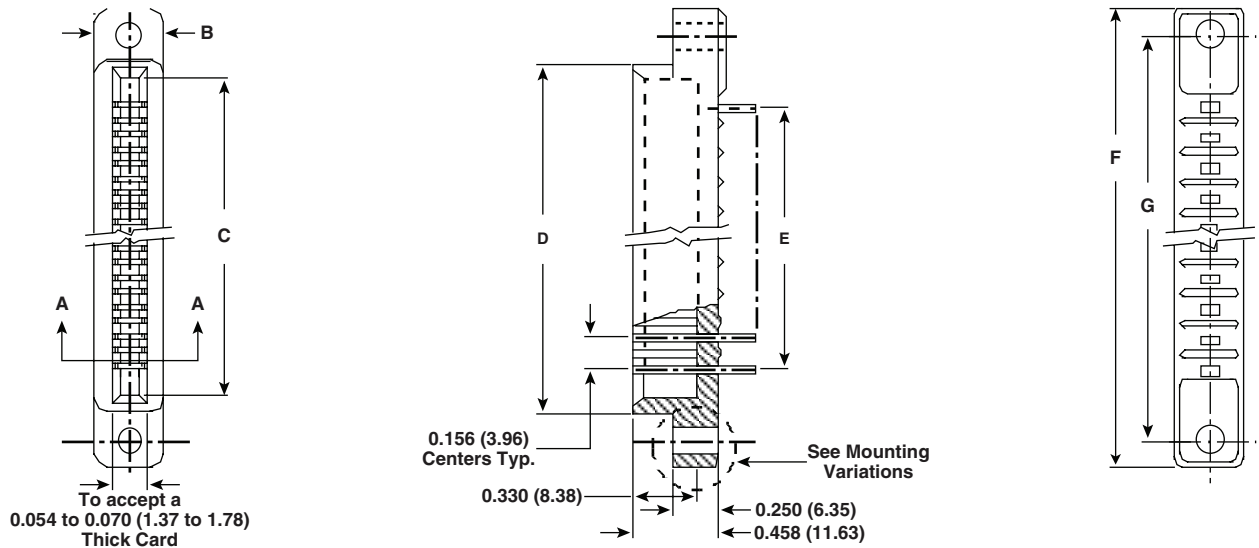
Optional Threaded Mounting Insert: Nickel plated brass (Type Y)

Optional Floating Mounting Bushing: Cadmium plated brass (Type Z)


ORDERING INFORMATION

EBT156	10	A	1	X	A, J	A9, J9
MODEL	CONTACTS	STANDARD TERMINAL VARIATIONS	CONTACT FINISH	MOUNTING VARIATIONS	BETWEEN CONTACT POLARIZATION	ON CONTACT POLARIZATION
	6, 10, 12, 15, 18, or 22	A, B, C, D, E, F, or R	1 = Electro tin plated 2 = Gold flash	W, X, Y, or Z		Required only when polarizing key(s) are to be factory installed . Polarization key replaces contact. When polarizing key(s) replaces contact(s), indicate by adding suffix "9" to contact position(s) desired. Example: A9, J9 means keys replace terminals A and J
			Required only when polarizing key(s) are to be factory installed . Polarization key positions: Between contact polarization key(s) are located to the right of the contact position(s) desired. Example: A, J means keys between A and B, and J and K			

DIMENSIONS in inches (millimeters)

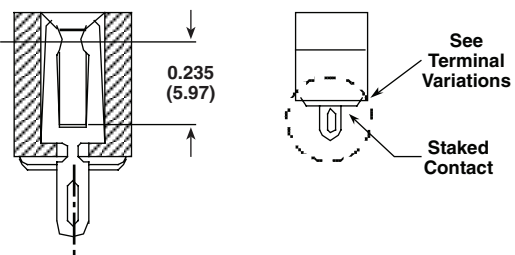


To accept a
0.054 to 0.070 (1.37 to 1.78)
Thick Card

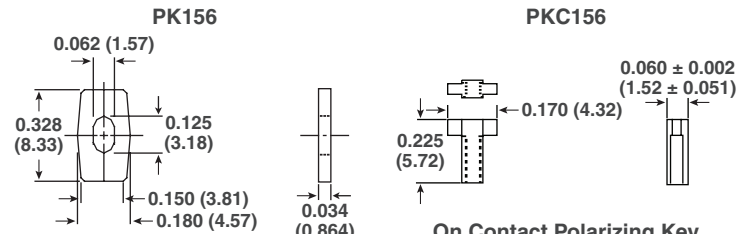


Between contact or
on contact polarization
available in all sizes for
factory or field insertion.

Section A to A:



Polarizing Key:



Between Contact Polarizing Key
When ordering polarizing keys individually, specify by Model Number PK156 or PKC156

# OF CONTACT POSITIONS	B	C	D	E	F	G
6	0.340 (8.64)	1.10 (27.94)	1.24 (31.50)	0.781 (19.84)	1.80 (45.72)	1.53 (38.86)
10	0.340 (8.64)	1.72 (43.69)	1.86 (47.24)	1.41 (35.81)	2.43 (61.72)	2.16 (54.86)
12	0.340 (8.64)	2.04 (51.82)	2.18 (55.37)	1.72 (43.69)	2.74 (69.60)	2.47 (62.74)
15	0.340 (8.64)	2.50 (63.50)	2.65 (67.31)	2.19 (55.63)	3.21 (81.53)	2.94 (74.68)
18	0.340 (8.64)	2.97 (75.44)	3.11 (78.99)	2.66 (67.56)	3.68 (93.47)	3.41 (86.61)
22	0.340 (8.64)	3.60 (91.44)	3.74 (95.0)	3.28 (83.31)	4.30 (109.22)	4.03 (102.36)

MOUNTING VARIATIONS in inches (millimeters)			
Type "W" No Mounting Flange + 0.010 (0.254) - 0.000 (0.000) 	Type "X" Clearance Hole 0.140 (3.56) Dia.	Type "Y" Threaded Insert 4-40 UNC-2B	Type "Z" Floating Bushing

TERMINAL VARIATIONS in inches (millimeters)			
Type "A" 	Type "B" 	Type "C" 	Type "D"
Type "E" 	Type "F" 	Type "R" 	



Disclaimer

ALL PRODUCT, PRODUCT SPECIFICATIONS AND DATA ARE SUBJECT TO CHANGE WITHOUT NOTICE TO IMPROVE RELIABILITY, FUNCTION OR DESIGN OR OTHERWISE.

Vishay Intertechnology, Inc., its affiliates, agents, and employees, and all persons acting on its or their behalf (collectively, "Vishay"), disclaim any and all liability for any errors, inaccuracies or incompleteness contained in any datasheet or in any other disclosure relating to any product.

Vishay makes no warranty, representation or guarantee regarding the suitability of the products for any particular purpose or the continuing production of any product. To the maximum extent permitted by applicable law, Vishay disclaims (i) any and all liability arising out of the application or use of any product, (ii) any and all liability, including without limitation special, consequential or incidental damages, and (iii) any and all implied warranties, including warranties of fitness for particular purpose, non-infringement and merchantability.

Statements regarding the suitability of products for certain types of applications are based on Vishay's knowledge of typical requirements that are often placed on Vishay products in generic applications. Such statements are not binding statements about the suitability of products for a particular application. It is the customer's responsibility to validate that a particular product with the properties described in the product specification is suitable for use in a particular application. Parameters provided in datasheets and/or specifications may vary in different applications and performance may vary over time. All operating parameters, including typical parameters, must be validated for each customer application by the customer's technical experts. Product specifications do not expand or otherwise modify Vishay's terms and conditions of purchase, including but not limited to the warranty expressed therein.

Except as expressly indicated in writing, Vishay products are not designed for use in medical, life-saving, or life-sustaining applications or for any other application in which the failure of the Vishay product could result in personal injury or death. Customers using or selling Vishay products not expressly indicated for use in such applications do so at their own risk. Please contact authorized Vishay personnel to obtain written terms and conditions regarding products designed for such applications.

No license, express or implied, by estoppel or otherwise, to any intellectual property rights is granted by this document or by any conduct of Vishay. Product names and markings noted herein may be trademarks of their respective owners.

Material Category Policy

Vishay Intertechnology, Inc. hereby certifies that all its products that are identified as RoHS-Compliant fulfill the definitions and restrictions defined under Directive 2011/65/EU of The European Parliament and of the Council of June 8, 2011 on the restriction of the use of certain hazardous substances in electrical and electronic equipment (EEE) - recast, unless otherwise specified as non-compliant.

Please note that some Vishay documentation may still make reference to RoHS Directive 2002/95/EC. We confirm that all the products identified as being compliant to Directive 2002/95/EC conform to Directive 2011/65/EU.

Vishay Intertechnology, Inc. hereby certifies that all its products that are identified as Halogen-Free follow Halogen-Free requirements as per JEDEC JS709A standards. Please note that some Vishay documentation may still make reference to the IEC 61249-2-21 definition. We confirm that all the products identified as being compliant to IEC 61249-2-21 conform to JEDEC JS709A standards.

Компания «Океан Электроники» предлагает заключение долгосрочных отношений при поставках импортных электронных компонентов на взаимовыгодных условиях!

Наши преимущества:

- Поставка оригинальных импортных электронных компонентов напрямую с производств Америки, Европы и Азии, а так же с крупнейших складов мира;
- Широкая линейка поставок активных и пассивных импортных электронных компонентов (более 30 млн. наименований);
- Поставка сложных, дефицитных, либо снятых с производства позиций;
- Оперативные сроки поставки под заказ (от 5 рабочих дней);
- Экспресс доставка в любую точку России;
- Помощь Конструкторского Отдела и консультации квалифицированных инженеров;
- Техническая поддержка проекта, помощь в подборе аналогов, поставка прототипов;
- Поставка электронных компонентов под контролем ВП;
- Система менеджмента качества сертифицирована по Международному стандарту ISO 9001;
- При необходимости вся продукция военного и аэрокосмического назначения проходит испытания и сертификацию в лаборатории (по согласованию с заказчиком);
- Поставка специализированных компонентов военного и аэрокосмического уровня качества (Xilinx, Altera, Analog Devices, Intersil, Interpoint, Microsemi, Actel, Aeroflex, Peregrine, VPT, Syfer, Eurofarad, Texas Instruments, MS Kennedy, Miteq, Cobham, E2V, MA-COM, Hittite, Mini-Circuits, General Dynamics и др.);

Компания «Океан Электроники» является официальным дистрибьютором и эксклюзивным представителем в России одного из крупнейших производителей разъемов военного и аэрокосмического назначения «JONHON», а так же официальным дистрибьютором и эксклюзивным представителем в России производителя высокотехнологичных и надежных решений для передачи СВЧ сигналов «FORSTAR».



JONHON

«JONHON» (основан в 1970 г.)

Разъемы специального, военного и аэрокосмического назначения:

(Применяются в военной, авиационной, аэрокосмической, морской, железнодорожной, горно- и нефтедобывающей отраслях промышленности)

«FORSTAR» (основан в 1998 г.)

ВЧ соединители, коаксиальные кабели, кабельные сборки и микроволновые компоненты:

(Применяются в телекоммуникациях гражданского и специального назначения, в средствах связи, РЛС, а так же военной, авиационной и аэрокосмической отраслях промышленности).



Телефон: 8 (812) 309-75-97 (многоканальный)

Факс: 8 (812) 320-03-32

Электронная почта: ocean@oceanchips.ru

Web: <http://oceanchips.ru/>

Адрес: 198099, г. Санкт-Петербург, ул. Калинина, д. 2, корп. 4, лит. А