

FK8V03030L

Silicon N-channel MOSFET

For lithium-ion secondary battery protection circuit

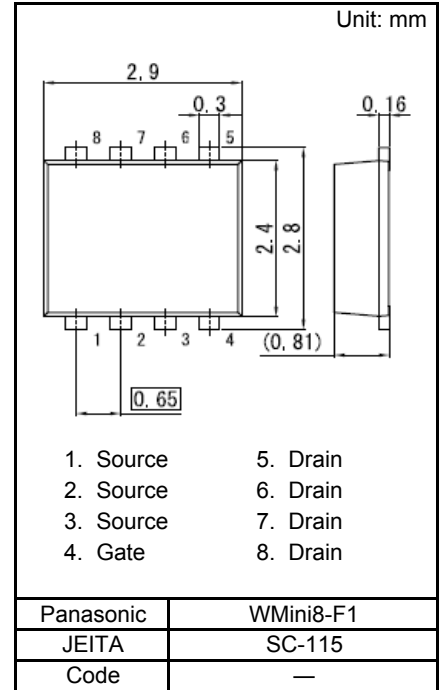
■ Features

- Low drain-source ON-state Resistance:RDS(on) typ. = 8 mΩ (VGS = 4.5 V)
- High-speed switching :Qg = 10.2 nC
- Halogen-free / RoHS compliant
(EU RoHS / UL-94 V-0 / MSL:Level 1 compliant)

■ Marking Symbol: 3C

■ Packaging

FK8V03030L Embossed type (Thermo-compression sealing):
3 000 pcs / reel (standard)

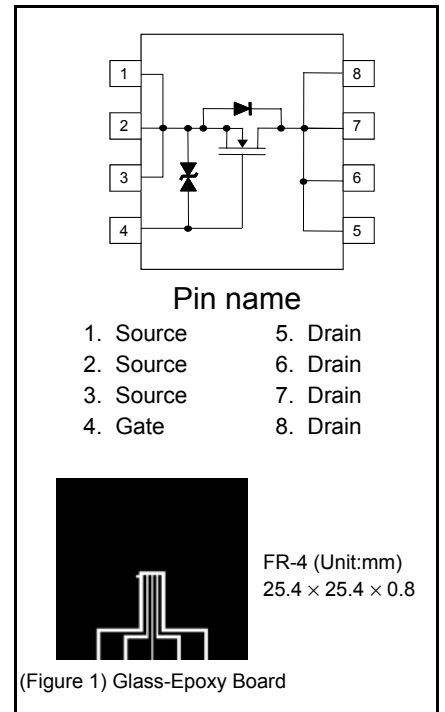


- | | |
|-----------|----------|
| 1. Source | 5. Drain |
| 2. Source | 6. Drain |
| 3. Source | 7. Drain |
| 4. Gate | 8. Drain |

■ Absolute Maximum Ratings Ta = 25 °C

Parameter	Symbol	Rating	Unit
Drain-source Voltage	VDS	33	V
Gate-source Voltage	VGS	±20	V
Drain Current (Steady State) ^{*1}	ID	12	A
Drain Current (t = 10 s) ^{*1}		14	
Drain Current (Pulsed) ^{*1*2}		48	
Source Current (Pulsed) (Body Diode) ^{*1*2}	ISp (BD)	12	
Total Power Dissipation (Steady State) ^{*1}	PD	1	W
Total Power Dissipation (t = 10 s) ^{*1}		1.5	
Channel Temperature	Tch	150	°C
Storage Temperature Range	Tstg	-55 to +150	°C

Note *1 Device mounted on a glass-epoxy board (See Figure 1)
*2 Pulse test: Ensure that the channel temperature does not exceed 150 °C.



■ Electrical Characteristics Ta = 25 °C ± 3 °C

Static Characteristics

Parameter	Symbol	Conditions	Min.	Typ.	Max.	Unit
Drain-source Breakdown Voltage	VDSS	ID = 1 mA, VGS = 0 V	33			V
Zero Gate Voltage Drain Current	IDSS	VDS = 33 V, VGS = 0 V			10	μA
Gate-source Leakage Current	IGSS	VGS = ±16 V, VDS = 0 V			±10	μA
Gate-source Threshold Voltage	Vth	ID = 1.73 mA, VDS = 10 V	1		2.5	V
Drain-source On-state Resistance *1	RDS(on)1	ID = 6 A, VGS = 10 V		5	7	mΩ
	RDS(on)2	ID = 6 A, VGS = 4.5 V		8	13	

Note *1 Pulse test: Ensure that the channel temperature does not exceed 150 °C.

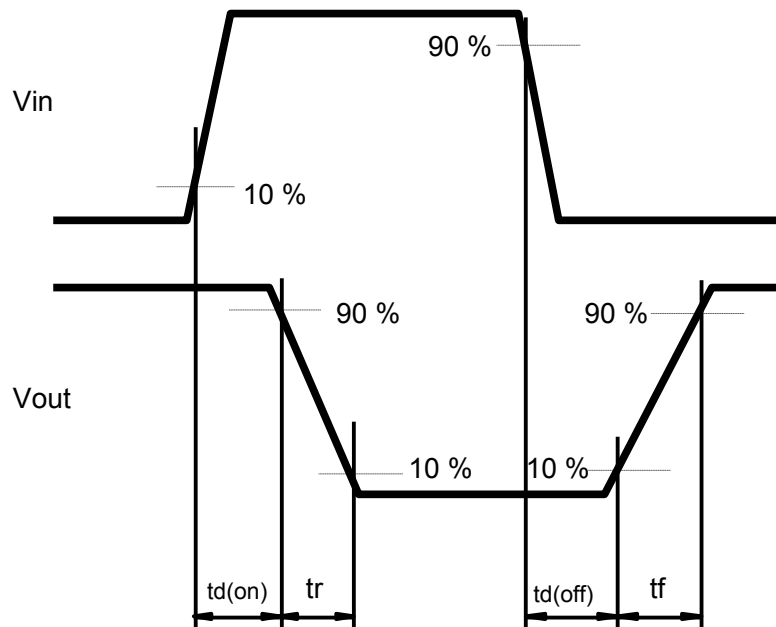
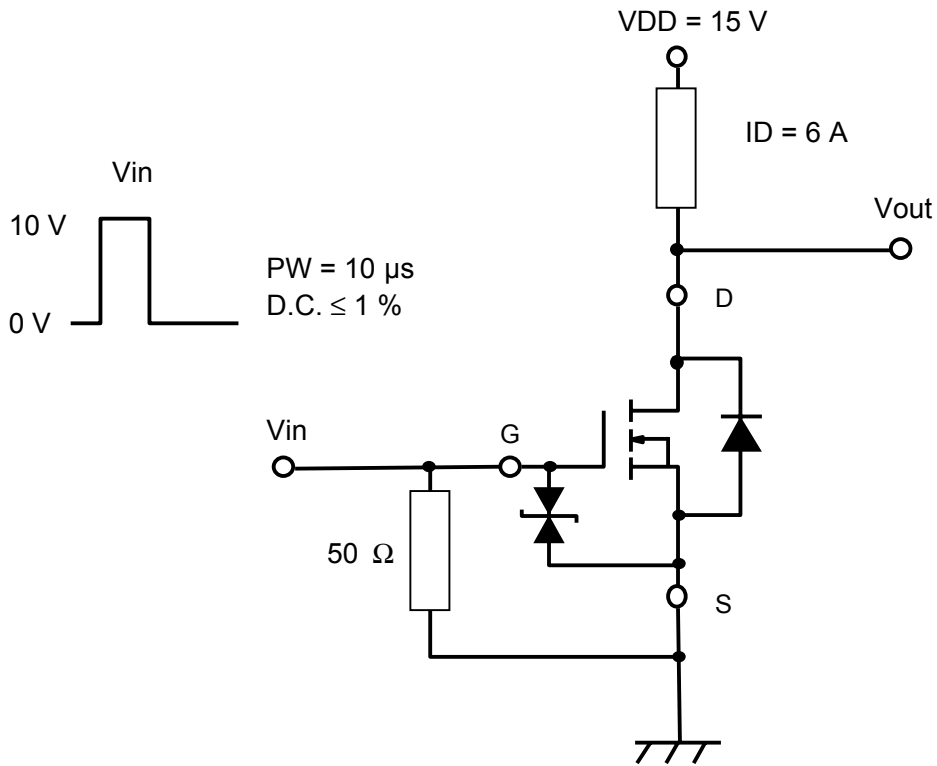
Dynamic Characteristics

Parameter	Symbol	Conditions	Min.	Typ.	Max.	Unit
Input Capacitance	Ciss	VDS = 10 V, VGS = 0 V, f = 1 MHz		1100		pF
Output Capacitance	Coss			250		
Reverse Transfer Capacitance	Crss			150		
Turn-On Delay Time	td(on)	VDD = 15 V, VGS = 0 to 10 V		12		ns
Rise Time	tr	ID = 6 A (see Figure 2)		7		
Turn-Off Delay Time	td(off)	VDD = 15 V, VGS = 10 to 0 V		61		
Fall Time	tf	ID = 6 A (see Figure 2)		38		
Total Gate Charge	Qg	VDD = 15 V, VGS = 0 to 4.5 V, ID = 12 A		10.2		nC
Gate-source Charge	Qgs			3.1		
Gate-drain Charge	Qgd			4.7		

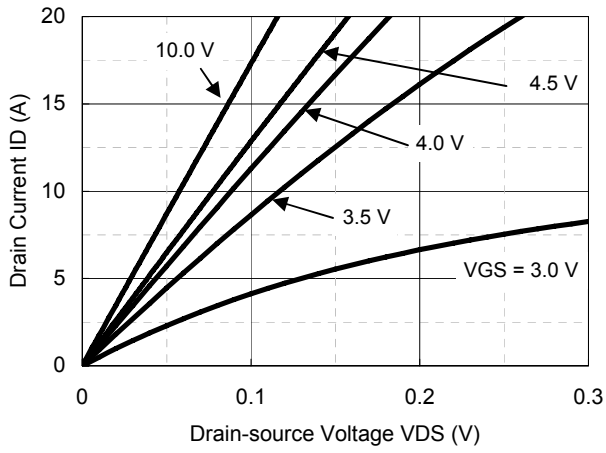
Body Diode Characteristic

Parameter	Symbol	Conditions	Min.	Typ.	Max.	Unit
Diode Forward Voltage *1	VSD	IS = 6 A, VGS = 0 V		0.8	1.2	V

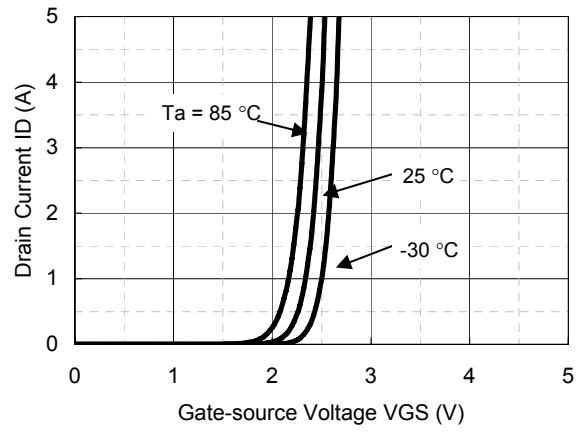
Note *1 Pulse test: Ensure that the channel temperature does not exceed 150 °C.



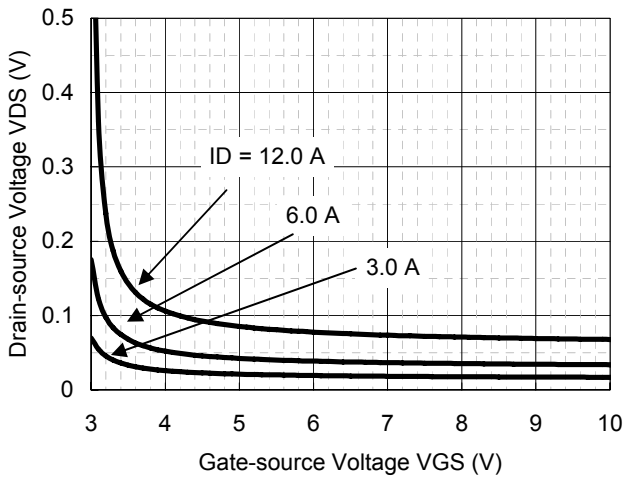
(Figure 2) Measurement circuit for Turn-On Delay Time/Rise Time/Turn-Off Delay Time/Fall Time



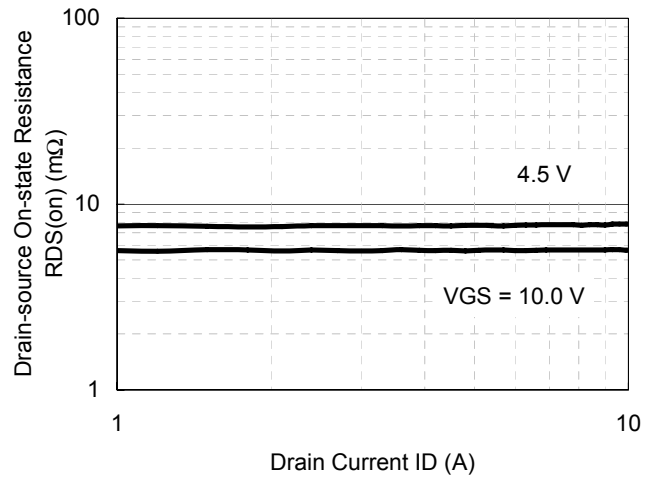
ID - VDS



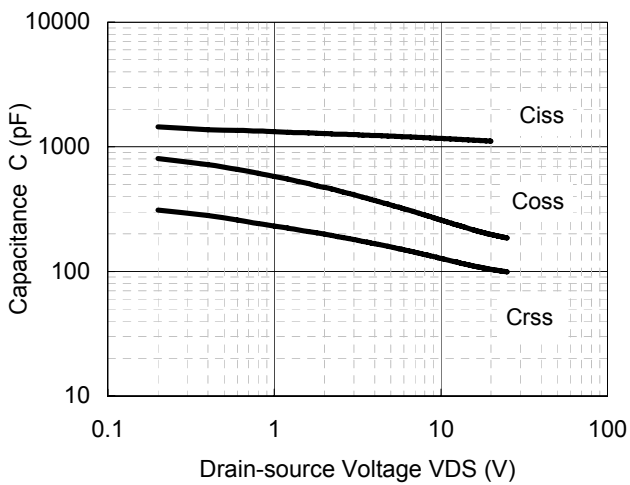
ID - VGS



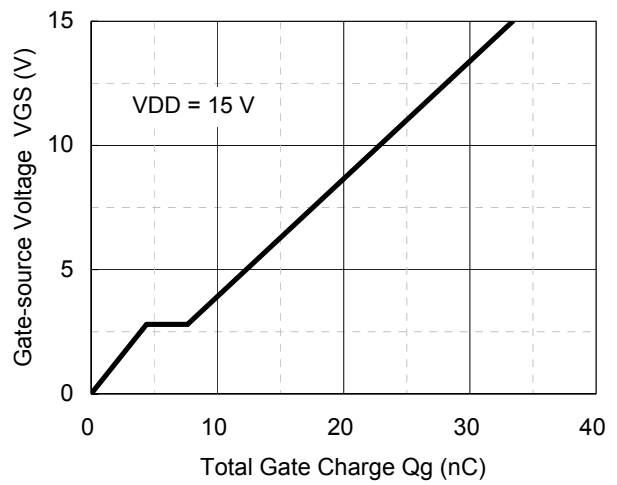
VDS - VGS



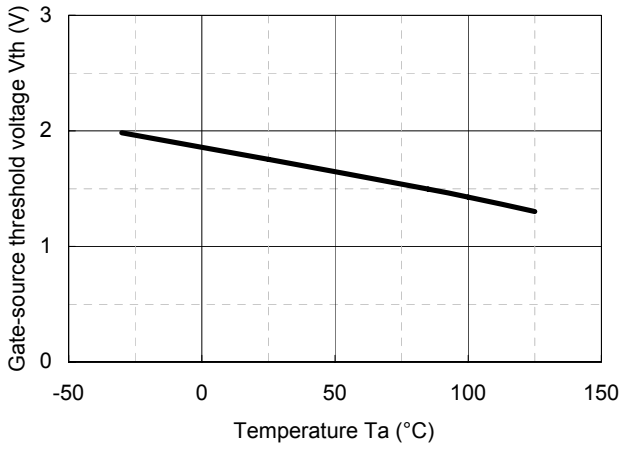
RDS(on) - ID



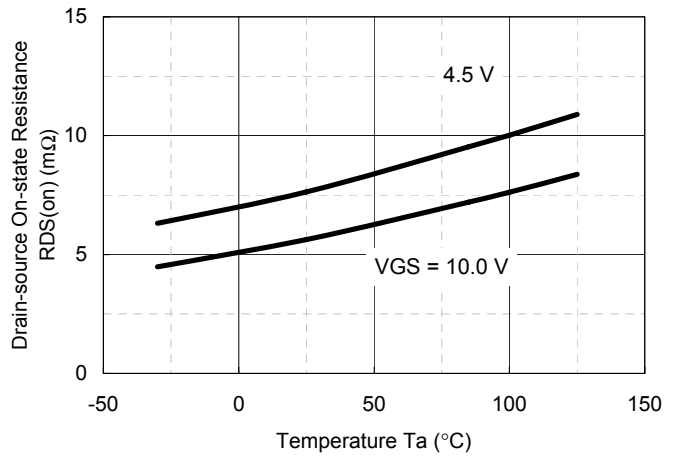
Capacitance - VDS



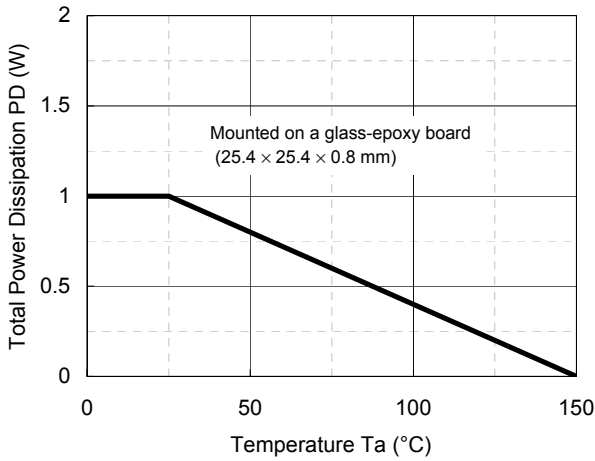
Dynamic Input/Output Characteristics



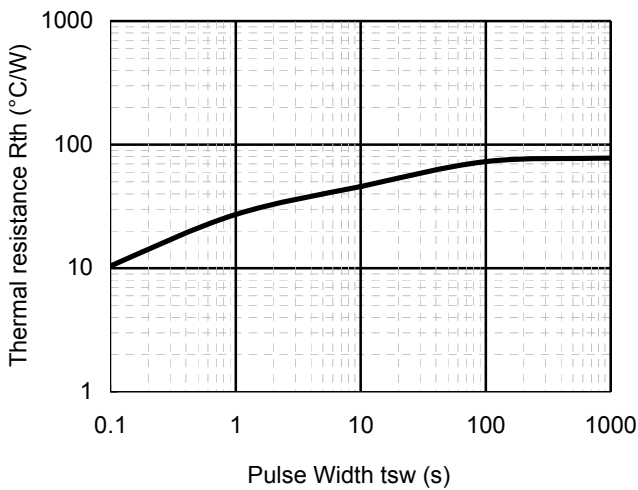
Vth - Ta



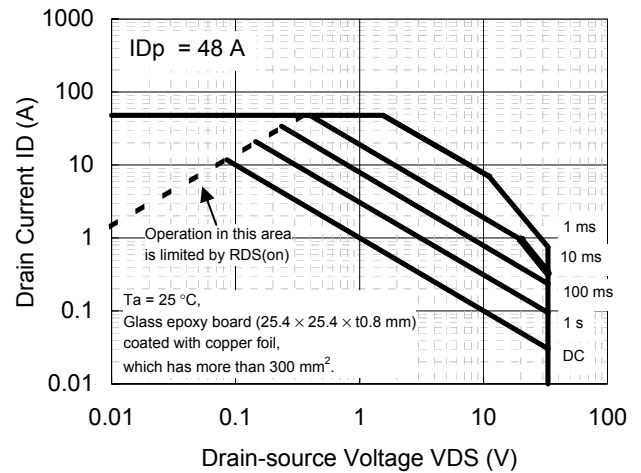
RDS(on) - Ta



PD - Ta



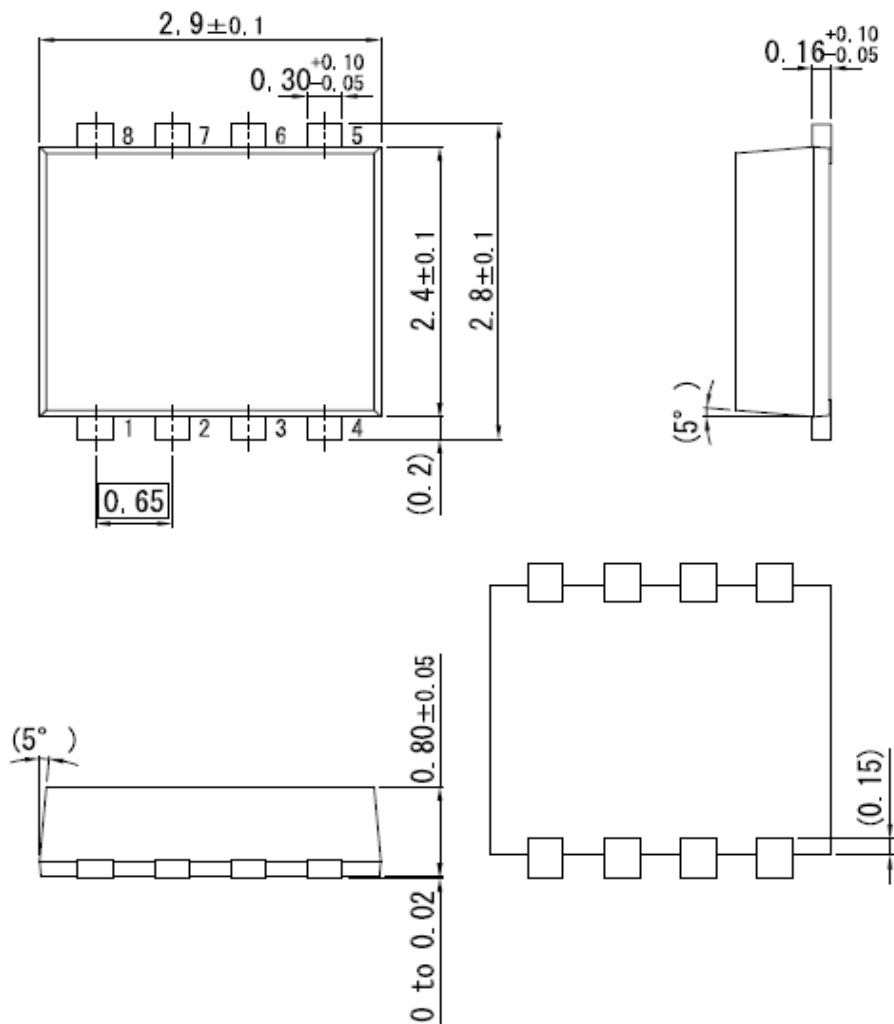
Rth - tsw



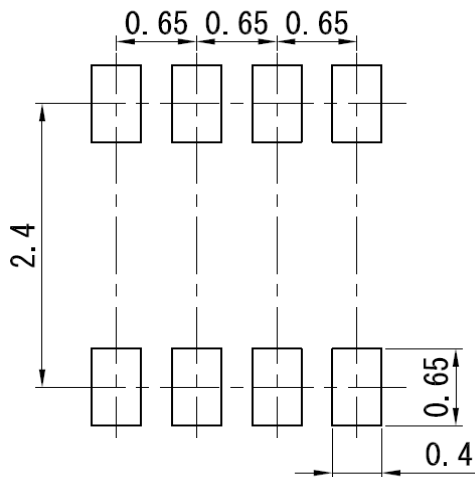
Safe Operating Area

WMini8-F1

Unit: mm



■ Land Pattern (Reference) (Unit: mm)



Request for your special attention and precautions in using the technical information and semiconductors described in this book

- (1) If any of the products or technical information described in this book is to be exported or provided to non-residents, the laws and regulations of the exporting country, especially, those with regard to security export control, must be observed.
- (2) The technical information described in this book is intended only to show the main characteristics and application circuit examples of the products. No license is granted in and to any intellectual property right or other right owned by Panasonic Corporation or any other company. Therefore, no responsibility is assumed by our company as to the infringement upon any such right owned by any other company which may arise as a result of the use of technical information described in this book.
- (3) The products described in this book are intended to be used for general applications (such as office equipment, communications equipment, measuring instruments and household appliances), or for specific applications as expressly stated in this book.
Consult our sales staff in advance for information on the following applications:
 - Special applications (such as for airplanes, aerospace, automotive equipment, traffic signaling equipment, combustion equipment, life support systems and safety devices) in which exceptional quality and reliability are required, or if the failure or malfunction of the products may directly jeopardize life or harm the human body.It is to be understood that our company shall not be held responsible for any damage incurred as a result of or in connection with your using the products described in this book for any special application, unless our company agrees to your using the products in this book for any special application.
- (4) The products and product specifications described in this book are subject to change without notice for modification and/or improvement. At the final stage of your design, purchasing, or use of the products, therefore, ask for the most up-to-date Product Standards in advance to make sure that the latest specifications satisfy your requirements.
- (5) When designing your equipment, comply with the range of absolute maximum rating and the guaranteed operating conditions (operating power supply voltage and operating environment etc.). Especially, please be careful not to exceed the range of absolute maximum rating on the transient state, such as power-on, power-off and mode-switching. Otherwise, we will not be liable for any defect which may arise later in your equipment.
Even when the products are used within the guaranteed values, take into the consideration of incidence of break down and failure mode, possible to occur to semiconductor products. Measures on the systems such as redundant design, arresting the spread of fire or preventing glitch are recommended in order to prevent physical injury, fire, social damages, for example, by using the products.
- (6) Comply with the instructions for use in order to prevent breakdown and characteristics change due to external factors (ESD, EOS, thermal stress and mechanical stress) at the time of handling, mounting or at customer's process. When using products for which damp-proof packing is required, satisfy the conditions, such as shelf life and the elapsed time since first opening the packages.
- (7) This book may be not reprinted or reproduced whether wholly or partially, without the prior written permission of our company.

Компания «Океан Электроники» предлагает заключение долгосрочных отношений при поставках импортных электронных компонентов на взаимовыгодных условиях!

Наши преимущества:

- Поставка оригинальных импортных электронных компонентов напрямую с производств Америки, Европы и Азии, а так же с крупнейших складов мира;
- Широкая линейка поставок активных и пассивных импортных электронных компонентов (более 30 млн. наименований);
- Поставка сложных, дефицитных, либо снятых с производства позиций;
- Оперативные сроки поставки под заказ (от 5 рабочих дней);
- Экспресс доставка в любую точку России;
- Помощь Конструкторского Отдела и консультации квалифицированных инженеров;
- Техническая поддержка проекта, помощь в подборе аналогов, поставка прототипов;
- Поставка электронных компонентов под контролем ВП;
- Система менеджмента качества сертифицирована по Международному стандарту ISO 9001;
- При необходимости вся продукция военного и аэрокосмического назначения проходит испытания и сертификацию в лаборатории (по согласованию с заказчиком);
- Поставка специализированных компонентов военного и аэрокосмического уровня качества (Xilinx, Altera, Analog Devices, Intersil, Interpoint, Microsemi, Actel, Aeroflex, Peregrine, VPT, Syfer, Eurofarad, Texas Instruments, MS Kennedy, Miteq, Cobham, E2V, MA-COM, Hittite, Mini-Circuits, General Dynamics и др.);

Компания «Океан Электроники» является официальным дистрибьютором и эксклюзивным представителем в России одного из крупнейших производителей разъемов военного и аэрокосмического назначения «JONHON», а так же официальным дистрибьютором и эксклюзивным представителем в России производителя высокотехнологичных и надежных решений для передачи СВЧ сигналов «FORSTAR».



JONHON

«JONHON» (основан в 1970 г.)

Разъемы специального, военного и аэрокосмического назначения:

(Применяются в военной, авиационной, аэрокосмической, морской, железнодорожной, горно- и нефтедобывающей отраслях промышленности)

«FORSTAR» (основан в 1998 г.)

ВЧ соединители, коаксиальные кабели, кабельные сборки и микроволновые компоненты:

(Применяются в телекоммуникациях гражданского и специального назначения, в средствах связи, РЛС, а так же военной, авиационной и аэрокосмической отраслях промышленности).



Телефон: 8 (812) 309-75-97 (многоканальный)

Факс: 8 (812) 320-03-32

Электронная почта: ocean@oceanchips.ru

Web: <http://oceanchips.ru/>

Адрес: 198099, г. Санкт-Петербург, ул. Калинина, д. 2, корп. 4, лит. А