

Aluminum Capacitors Axial Standard Miniature



Fig. 1

| QUICK REFERENCE DATA | |
|--|--|
| DESCRIPTION | VALUE |
| Nominal case sizes (\varnothing D x L in mm) | 4.5 x 10 to 10 x 25 10 x 30 to 21 x 38 |
| Rated capacitance range, C_R | 0.47 μ F to 15 000 μ F |
| Tolerance on C_R | ± 20 % |
| Rated voltage range, U_R | 6.3 V to 100 V |
| Category temperature range | - 40 °C to + 85 °C |
| Endurance test at 85 °C: | |
| $U_R = 6.3$ V to 25 V | 1000 h 5000 h |
| $U_R = 40$ V to 100 V | 2000 h 5000 h |
| Endurance test at 105 °C | - 2000 h |
| Useful life at 85 °C | 2500 h 8000 h |
| Useful life at 40 °C, 1.4 x I_R applied | 70 000 h 200 000 h |
| Shelf life at 0 V, 85 °C | 500 h |
| Based on sectional specification | IEC 60384-4/EN130300 |
| Climatic category IEC 60068 | 40/085/56 |

FEATURES

- Long useful life: 2500 h to 8000 h at 85 °C
- Miniaturized, high CV-product per unit volume
- Charge and discharge proof
- Taped versions up to case \varnothing 15 mm x 30 mm available for automatic insertion
- Polarized aluminum electrolytic capacitors, non-solid electrolyte
- Axial leads, cylindrical aluminum case, insulated with a blue sleeve
- Mounting ring version not available in insulated form
- Material categorization: For definitions of compliance please see www.vishay.com/doc?99912


**RoHS
COMPLIANT**

APPLICATIONS

- General purpose, industrial, automotive, audio-video
- Coupling, decoupling, smoothing, filtering, buffering
- Portable and mobile equipment (small size, low mass)
- Low mounting height boards, vibration and shock resistant

MARKING

The capacitors are marked (where possible) with the following information:

- Rated capacitance (in μ F)
- Tolerance on rated capacitance, code letter in accordance with IEC 60062 (M for ± 20 %)
- Rated voltage (in V)
- Upper category temperature (85 °C)
- Date code in accordance with IEC 60062
- Code for factory of origin
- Name of manufacturer
- Negative terminal identification
- Series number (021)

| C_R (μ F) | U_R (V) | | | | | | |
|---------------------|-----------|----|----|----------|----------|----------|----------|
| | 6.3 | 10 | 16 | 25 | 40 | 63 | 100 |
| 0.47 | - | - | - | - | - | 4.5 x 10 | - |
| 1.0 | - | - | - | - | - | 4.5 x 10 | 4.5 x 10 |
| 2.2 | - | - | - | - | - | 4.5 x 10 | 4.5 x 10 |
| 3.3 | - | - | - | - | - | 4.5 x 10 | - |
| 4.7 | - | - | - | - | - | 4.5 x 10 | 4.5 x 10 |
| 10 | - | - | - | - | - | 4.5 x 10 | 6 x 10 |
| 15 | - | - | - | - | - | 4.5 x 10 | 8 x 11 |
| | - | - | - | - | - | - | 6.5 x 18 |
| 22 | - | - | - | - | 4.5 x 10 | 6 x 10 | 8 x 11 |
| | - | - | - | - | - | - | 6.5 x 18 |
| 33 | - | - | - | - | - | 6 x 10 | 6.5 x 18 |
| 47 | - | - | - | 4.5 x 10 | 6 x 10 | 8 x 11 | 8 x 18 |
| | - | - | - | - | - | 6.5 x 18 | - |

| SELECTION CHART FOR C_R, U_R, AND RELEVANT NOMINAL CASE SIZES ($\varnothing D \times L$ in mm) | | | | | | | |
|--|-----------|-----------|-----------|-----------|-----------|-----------|-----------|
| C_R (μF) | U_R (V) | | | | | | |
| | 6.3 | 10 | 16 | 25 | 40 | 63 | 100 |
| 68 | - | - | 4.5 x 10 | - | - | 8 x 11 | 10 x 18 |
| | - | - | - | - | - | 6.5 x 18 | - |
| 100 | - | 4.5 x 10 | - | 6 x 10 | 8 x 11 | 8 x 18 | 10 x 25 |
| | - | - | - | - | 6.5 x 18 | - | 10 x 30 |
| 150 | - | - | 6 x 10 | 8 x 11 | 8 x 18 | 10 x 18 | 12.5 x 30 |
| | - | - | - | 6.5 x 18 | - | - | - |
| 220 | - | 6 x 10 | 8 x 11 | 6.5 x 18 | 10 x 18 | 10 x 25 | 12.5 x 30 |
| | - | - | - | - | - | 10 x 30 | - |
| 330 | - | 8 x 11 | 6.5 x 18 | 8 x 18 | 10 x 25 | 12.5 x 30 | 15 x 30 |
| | - | - | - | - | - | - | - |
| 470 | 8 x 11 | 6.5 x 18 | 8 x 18 | 10 x 18 | 10 x 25 | 12.5 x 30 | 18 x 30 |
| | - | - | - | - | 10 x 30 | - | - |
| 680 | - | 8 x 18 | 10 x 18 | 10 x 25 | 12.5 x 30 | 15 x 30 | 18 x 38 |
| | - | - | - | 10 x 30 | - | - | - |
| 1000 | 8 x 18 | 10 x 18 | 10 x 25 | 12.5 x 30 | 12.5 x 30 | 18 x 30 | 21 x 38 |
| | - | - | 10 x 30 | - | - | - | - |
| 1500 | - | 10 x 25 | 12.5 x 30 | 12.5 x 30 | 15 x 30 | 18 x 38 | - |
| | - | 10 x 30 | - | - | - | - | - |
| 2200 | 10 x 25 | 12.5 x 30 | 12.5 x 30 | 15 x 30 | 18 x 30 | 21 x 38 | - |
| 3300 | - | 12.5 x 30 | 15 x 30 | 18 x 30 | 18 x 38 | - | - |
| 4700 | - | 15 x 30 | 18 x 30 | 18 x 38 | 21 x 38 | - | - |
| 6800 | - | 18 x 30 | 18 x 38 | 21 x 38 | - | - | - |
| 10 000 | - | 18 x 38 | 21 x 38 | - | - | - | - |
| 15 000 | - | 21 x 38 | - | - | - | - | - |

DIMENSIONS in millimeters AND AVAILABLE FORMS

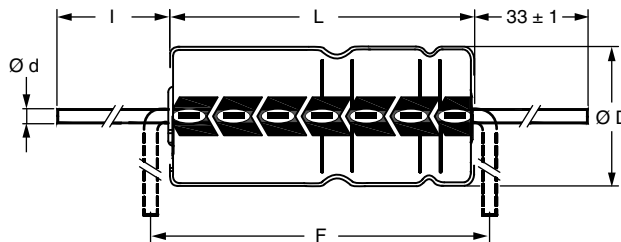

Form BR: Taped on reel
Form BA: Taped in box (ammopack)
 Case $\varnothing D \times L = 4.5 \text{ mm} \times 10 \text{ mm}$ to $8 \text{ mm} \times 11 \text{ mm}$

Fig. 2 - Forms BA and BR



Form BR: Taped on reel
 Case $\varnothing D \times L = 6.5 \text{ mm} \times 18 \text{ mm}$ to $15 \text{ mm} \times 30 \text{ mm}$
Form BA: Taped in box (ammopack)
 Case $\varnothing D \times L = 6.5 \text{ mm} \times 18 \text{ mm}$ to $10 \text{ mm} \times 25 \text{ mm}$

Fig. 3 - Forms BA and BR



Form AA: Axial in box
 Case $\varnothing D \times L = 10 \text{ mm} \times 30 \text{ mm}$ to $21 \text{ mm} \times 38 \text{ mm}$

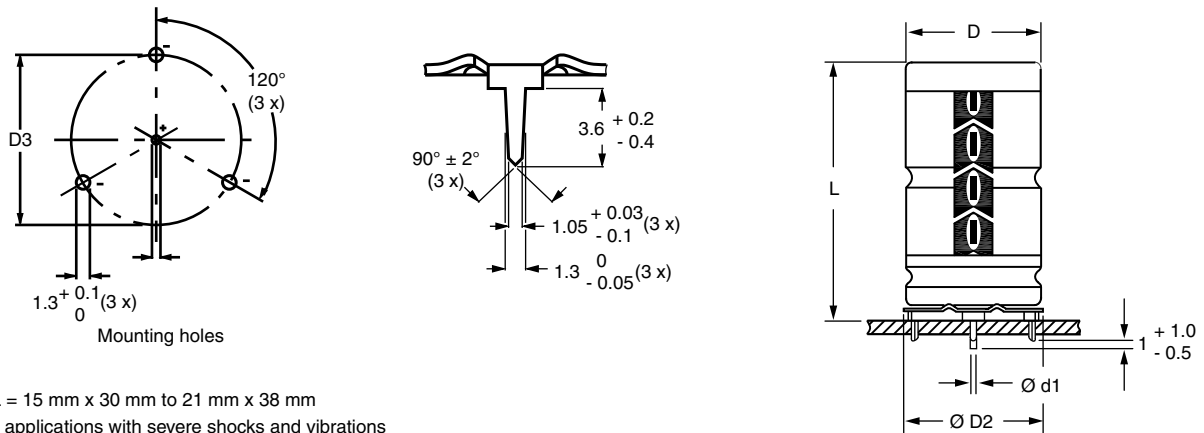
Fig. 4 - Form AA

Table 1

| AXIAL; DIMENSIONS in millimeters, MASS AND PACKAGING QUANTITIES | | | | | | | | | | |
|---|-----------|----------------------------|--------|---------------------|-------------------|-------------------|----------|----------------------|---------|---------|
| NOMINAL CASE SIZE Ø D x L | CASE CODE | AXIAL: FORM AA, BA, AND BR | | | | | MASS (g) | PACKAGING QUANTITIES | | |
| | | Ø d | l | Ø D _{max.} | L _{max.} | F _{min.} | | FORM AA | FORM BA | FORM BR |
| 4.5 x 10 | 2 | 0.6 | - | 5.0 | 10.5 | 15 | ≈ 0.5 | - | 1000 | 3000 |
| 6 x 10 | 3 | 0.6 | - | 6.3 | 10.5 | 15 | ≈ 0.7 | - | 1000 | 1000 |
| 8 x 11 | 5a | 0.6 | - | 8.5 | 11.5 | 15 | ≈ 1.1 | - | 500 | 500 |
| 6.5 x 18 | 4 | 0.8 | - | 6.9 | 18.5 | 25 | ≈ 1.3 | - | 1000 | 1000 |
| 8 x 18 | 5 | 0.8 | - | 8.5 | 18.5 | 25 | ≈ 1.7 | - | 500 | 500 |
| 10 x 18 | 6 | 0.8 | - | 10.5 | 18.5 | 25 | ≈ 2.5 | - | 500 | 500 |
| 10 x 25 | 7 | 0.8 | - | 10.5 | 25.5 | 30 | ≈ 3.3 | - | 500 | 500 |
| 10 x 30 | 00 | 0.8 | 55 ± 1 | 10.5 | 30.5 | 35 | ≈ 4.8 | 340 | - | 500 |
| 12.5 x 30 | 01 | 0.8 | 55 ± 1 | 13.0 | 30.5 | 35 | ≈ 7.4 | 260 | - | 400 |
| 15 x 30 | 02 | 0.8 | 55 ± 1 | 15.5 | 30.5 | 35 | ≈ 11.7 | 200 | - | 250 |
| 18 x 30 | 03 | 0.8 | 55 ± 1 | 18.5 | 30.5 | 35 | ≈ 12.9 | 120 | - | - |
| 18 x 38 | 04 | 0.8 | 34 ± 1 | 18.5 | 39.5 | 44 | ≈ 19.0 | 125 | - | - |
| 21 x 38 | 05 | 0.8 | 34 ± 1 | 21.5 | 39.5 | 44 | ≈ 24.0 | 100 | - | - |

Note

- For detailed tape dimensions, please see www.vishay.com/doc?28361.


Form MR:

Case Ø D x L = 15 mm x 30 mm to 21 mm x 38 mm

Especially for applications with severe shocks and vibrations

 Fig. 5 - Mounting hole diagram and outline. **Form MR:** With mounting ring and pins

Table 2

| MOUNTING RING; DIMENSIONS in millimeters, MASS AND PACKAGING QUANTITIES | | | | | | | | | |
|---|-----------|------------------------|-----------|----------------------|------------|-------------------|----------|----------------------|--|
| NOMINAL CASE SIZE Ø D x L | CASE CODE | MOUNTING RING: FORM MR | | | | | MASS (g) | PACKAGING QUANTITIES | |
| | | Ø d1 | Ø d2 | Ø D2 _{max.} | D3 | L _{max.} | | | |
| 15 x 30 | 02 | 0.8 | 1.0 + 0.4 | 17.5 | 16.5 ± 0.2 | 33 | ≈ 11.7 | 200 | |
| 18 x 30 | 03 | 0.8 | 1.0 + 0.4 | 19.5 | 18.5 ± 0.2 | 33 | ≈ 12.9 | 240 | |
| 18 x 38 | 04 | 0.8 | 1.0 + 0.4 | 19.5 | 18.5 ± 0.2 | 42 | ≈ 19.0 | 100 | |
| 21 x 38 | 05 | 0.8 | 1.0 + 0.4 | 22.5 | 21.5 ± 0.2 | 42 | ≈ 24.0 | 100 | |



| ELECTRICAL DATA | |
|-----------------|---|
| SYMBOL | DESCRIPTION |
| C_R | Rated capacitance at 100 Hz, tolerance $\pm 20\%$ |
| I_R | Rated RMS ripple current at 100 Hz, 85 °C |
| I_{L5} | Max. leakage current after 5 min at U_R |
| $\tan \delta$ | Max. dissipation factor at 100 Hz |
| ESR | Equivalent series resistance at 100 Hz (calculated from $\tan \delta_{max}$ and C_R) |
| Z | Max. impedance at 10 kHz |

ORDERING EXAMPLE

Electrolytic capacitor 021 series
 1000 μ F/16 V; $\pm 20\%$
 Nominal case size: \varnothing 10 mm x 25 mm; Form BA
 Ordering code: MAL202190518E3
 Former 12 NC: 2222 021 90518

Note

- Unless otherwise specified, all electrical values in Table 3 apply at $T_{amb} = 20\text{ °C}$, $P = 86\text{ kPa}$ to 106 kPa , $RH = 45\%$ to 75% .

Table 3

| ELECTRICAL DATA AND ORDERING INFORMATION | | | | | | | | | | | |
|--|-------------------------------|---|----------------------------------|---------------------------------|-------------------------|-------------------------------|-----------------------------|----------------------------|--------------------------------|-------------------------------|--------------------------------|
| U_R (V) | C_R 100 Hz (μ F) | NOMINAL CASE SIZE \varnothing D x L (mm) | I_R 100 Hz 85 °C (mA) | I_{L5} 5 min (μ A) | $\tan \delta$ 100 Hz | ESR 100 Hz (Ω) | Z 10 kHz (Ω) | ORDERING CODE MAL2021..... | | | |
| | | | | | | | | IN BOX FORM AA | TAPED ON REEL FORM BR | TAPED IN BOX FORM BA | MOUNTING RING FORM MR |
| 6.3 | 470 | 8 x 11 | 260 | 10 | 0.25 | 0.850 | 0.640 | - | 23471E3 | 33471E3 | - |
| | 1000 | 8 x 18 | 440 | 17 | 0.25 | 0.400 | 0.500 | - | 23102E3 | 33102E3 | - |
| | 2200 | 10 x 25 | 710 | 32 | 0.29 | 0.210 | 0.160 | - | 90588E3 | 90589E3 | - |
| 10 | 100 | 4.5 x 10 | 100 | 6 | 0.20 | 3.200 | 2.000 | - | 24101E3 | 34101E3 | - |
| | 220 | 6 x 10 | 160 | 8.4 | 0.20 | 1.500 | 0.910 | - | 24221E3 | 34221E3 | - |
| | 330 | 8 x 11 | 230 | 11 | 0.20 | 1.000 | 0.610 | - | 24331E3 | 34331E3 | - |
| | 470 | 6.5 x 18 | 310 | 13 | 0.20 | 0.680 | 0.430 | - | 24471E3 | 34471E3 | - |
| | 680 | 8 x 18 | 400 | 18 | 0.20 | 0.470 | 0.290 | - | 24681E3 | 34681E3 | - |
| | 1000 | 10 x 18 | 550 | 24 | 0.20 | 0.320 | 0.200 | - | 24102E3 | 34102E3 | - |
| | 1500 | 10 x 25 | 690 | 34 | 0.23 | 0.250 | 0.180 | - | 90524E3 | 90525E3 | - |
| | 1500 | 10 x 30 | 740 | 34 | 0.23 | 0.245 | 0.180 | 14152E3 | 24152E3 | - | - |
| | 2200 | 12.5 x 30 | 980 | 48 | 0.25 | 0.177 | 0.095 | 14222E3 | 24222E3 | - | - |
| | 3300 | 12.5 x 30 | 1090 | 70 | 0.27 | 0.128 | 0.095 | 14332E3 | 24332E3 | - | - |
| | 4700 | 15 x 30 | 1320 | 98 | 0.29 | 0.100 | 0.070 | 14472E3 | 24472E3 | - | 44472E3 |
| | 6800 | 18 x 30 | 1590 | 140 | 0.34 | 0.079 | 0.065 | 14682E3 | - | - | 44682E3 |
| 10 000 | 18 x 38 | 2090 | 204 | 0.40 | 0.064 | 0.040 | 14103E3 | - | - | 44103E3 | |
| 15 000 | 21 x 38 | 2250 | 304 | 0.50 | 0.054 | 0.035 | 14153E3 | - | - | 44153E3 | |
| 16 | 68 | 4.5 x 10 | 90 | 6.2 | 0.16 | 3.800 | 2.400 | - | 25689E3 | 35689E3 | - |
| | 150 | 6 x 10 | 140 | 8.8 | 0.16 | 1.700 | 1.100 | - | 25151E3 | 35151E3 | - |
| | 220 | 8 x 11 | 210 | 11 | 0.16 | 1.200 | 0.730 | - | 25221E3 | 35221E3 | - |
| | 330 | 6.5 x 18 | 290 | 15 | 0.16 | 0.770 | 0.480 | - | 25331E3 | 35331E3 | - |
| | 470 | 8 x 18 | 380 | 19 | 0.16 | 0.550 | 0.340 | - | 25471E3 | 35471E3 | - |
| | 680 | 10 x 18 | 500 | 26 | 0.16 | 0.380 | 0.240 | - | 25681E3 | 35681E3 | - |
| | 1000 | 10 x 25 | 660 | 36 | 0.16 | 0.260 | 0.180 | - | 90517E3 | 90518E3 | - |
| | 1000 | 10 x 30 | 700 | 36 | 0.16 | 0.260 | 0.175 | 15102E3 | 25102E3 | - | - |
| | 1500 | 12.5 x 30 | 950 | 52 | 0.19 | 0.205 | 0.095 | 15152E3 | 25152E3 | - | - |
| | 2200 | 12.5 x 30 | 1040 | 74 | 0.21 | 0.150 | 0.095 | 15222E3 | 25222E3 | - | - |
| | 3300 | 15 x 30 | 1290 | 110 | 0.23 | 0.111 | 0.070 | 15332E3 | 25332E3 | - | 45332E3 |
| | 4700 | 18 x 30 | 1560 | 154 | 0.25 | 0.087 | 0.065 | 15472E3 | - | - | 45472E3 |
| 6800 | 18 x 38 | 2040 | 222 | 0.30 | 0.070 | 0.040 | 15682E3 | - | - | 45682E3 | |
| 10 000 | 21 x 38 | 2170 | 324 | 0.36 | 0.058 | 0.035 | 15103E3 | - | - | 45103E3 | |
| 25 | 47 | 4.5 x 10 | 80 | 6.4 | 0.14 | 4.800 | 2.600 | - | 26479E3 | 36479E3 | - |
| | 100 | 6 x 10 | 150 | 9 | 0.14 | 2.300 | 1.200 | - | 26101E3 | 36101E3 | - |
| | 150 | 8 x 11 | 190 | 12 | 0.14 | 1.500 | 0.800 | - | 90534E3 | 90535E3 | - |
| | 150 | 6.5 x 18 | 210 | 12 | 0.14 | 1.500 | 0.800 | - | 26151E3 | 36151E3 | - |
| | 220 | 6.5 x 18 | 250 | 15 | 0.14 | 1.000 | 0.550 | - | 26221E3 | 36221E3 | - |
| | 330 | 8 x 18 | 340 | 21 | 0.14 | 0.680 | 0.360 | - | 26331E3 | 36331E3 | - |
| | 470 | 10 x 18 | 450 | 28 | 0.14 | 0.480 | 0.260 | - | 26471E3 | 36471E3 | - |
| | 680 | 10 x 25 | 560 | 38 | 0.14 | 0.330 | 0.180 | - | 90527E3 | 90528E3 | - |
| | 680 | 10 x 30 | 640 | 38 | 0.14 | 0.323 | 0.175 | 16681E3 | 26681E3 | - | - |
| | 1000 | 12.5 x 30 | 840 | 54 | 0.14 | 0.220 | 0.095 | 16102E3 | 26102E3 | - | - |
| | 1500 | 12.5 x 30 | 950 | 79 | 0.17 | 0.179 | 0.095 | 16152E3 | 26152E3 | - | - |
| | 2200 | 15 x 30 | 1180 | 114 | 0.19 | 0.132 | 0.070 | 16222E3 | 26222E3 | - | 46222E3 |
| | 3300 | 18 x 30 | 1470 | 169 | 0.21 | 0.099 | 0.065 | 16332E3 | - | - | 46332E3 |
| | 4700 | 18 x 38 | 1920 | 239 | 0.23 | 0.079 | 0.040 | 16472E3 | - | - | 46472E3 |
| 6800 | 21 x 38 | 2070 | 344 | 0.28 | 0.064 | 0.035 | 16682E3 | - | - | 46682E3 | |



| ELECTRICAL DATA AND ORDERING INFORMATION | | | | | | | | | | | |
|--|----------------------------------|---|---|----------------------------------|-----------------|----------------------|--------------------|----------------------------|--------------------------------|-------------------------------|--------------------------------|
| U _R (V) | C _R 100 Hz (μF) | NOMINAL CASE SIZE Ø D x L (mm) | I _R 100 Hz 85 °C (mA) | I _{L5} 5 min (μA) | tan δ 100 Hz | ESR 100 Hz (Ω) | Z 10 kHz (Ω) | ORDERING CODE MAL2021..... | | | |
| | | | | | | | | IN BOX FORM AA | TAPED ON REEL FORM BR | TAPED IN BOX FORM BA | MOUNTING RING FORM MR |
| 40 | 22 | 4.5 x 10 | 60 | 5.8 | 0.11 | 8.000 | 3.200 | - | 27229E3 | 37229E3 | - |
| | 47 | 6 x 10 | 110 | 7.8 | 0.11 | 3.800 | 1.500 | - | 27479E3 | 37479E3 | - |
| | 100 | 8 x 11 | 170 | 12 | 0.11 | 1.800 | 0.700 | - | 90537E3 | 90538E3 | - |
| | 100 | 6.5 x 18 | 190 | 12 | 0.11 | 1.800 | 0.700 | - | 27101E3 | 37101E3 | - |
| | 150 | 8 x 18 | 250 | 16 | 0.11 | 1.100 | 0.470 | - | 27151E3 | 37151E3 | - |
| | 220 | 10 x 18 | 330 | 22 | 0.11 | 0.800 | 0.320 | - | 27221E3 | 37221E3 | - |
| | 330 | 10 x 25 | 430 | 30 | 0.11 | 0.530 | 0.210 | - | 27331E3 | 37331E3 | - |
| | 470 | 10 x 25 | 520 | 42 | 0.11 | 0.370 | 0.180 | - | 90514E3 | 90515E3 | - |
| | 470 | 10 x 30 | 590 | 42 | 0.12 | 0.404 | 0.175 | 17471E3 | 27471E3 | - | - |
| | 680 | 12.5 x 30 | 800 | 58 | 0.12 | 0.297 | 0.110 | 17681E3 | 27681E3 | - | - |
| | 1000 | 12.5 x 30 | 900 | 84 | 0.12 | 0.190 | 0.110 | 17102E3 | 27102E3 | - | - |
| | 1500 | 15 x 30 | 1120 | 124 | 0.15 | 0.159 | 0.070 | 17152E3 | 27152E3 | - | 47152E3 |
| | 2200 | 18 x 30 | 1390 | 180 | 0.17 | 0.118 | 0.065 | 17222E3 | - | - | 47222E3 |
| | 3300 | 18 x 38 | 1810 | 268 | 0.19 | 0.090 | 0.040 | 17332E3 | - | - | 47332E3 |
| 4700 | 21 x 38 | 1940 | 380 | 0.21 | 0.072 | 0.035 | 17472E3 | - | - | 47472E3 | |
| 63 | 0.47 | 4.5 x 10 | 8 | 4.1 | 0.09 | 310.0 | 120.0 | - | 28477E3 | 38477E3 | - |
| | 1 | 4.5 x 10 | 12 | 4.1 | 0.09 | 150.0 | 55.00 | - | 28108E3 | 38108E3 | - |
| | 2.2 | 4.5 x 10 | 21 | 4.3 | 0.09 | 65.00 | 25.00 | - | 28228E3 | 38228E3 | - |
| | 3.3 | 4.5 x 10 | 25 | 4.4 | 0.09 | 44.00 | 17.00 | - | 28338E3 | 38338E3 | - |
| | 4.7 | 4.5 x 10 | 31 | 4.6 | 0.09 | 31.00 | 12.00 | - | 28478E3 | 38478E3 | - |
| | 10 | 4.5 x 10 | 50 | 5.3 | 0.08 | 13.00 | 5.500 | - | 28109E3 | 38109E3 | - |
| | 15 | 4.5 x 10 | 55 | 5.9 | 0.08 | 8.500 | 3.700 | - | 28159E3 | 38159E3 | - |
| | 22 | 6 x 10 | 90 | 6.8 | 0.08 | 5.800 | 2.500 | - | 28229E3 | 38229E3 | - |
| | 33 | 6 x 10 | 100 | 8.2 | 0.08 | 3.900 | 1.700 | - | 28339E3 | 38339E3 | - |
| | 47 | 8 x 11 | 140 | 10 | 0.08 | 2.700 | 1.200 | - | 90541E3 | 90542E3 | - |
| | 47 | 6.5 x 18 | 150 | 10 | 0.08 | 2.700 | 1.200 | - | 28479E3 | 38479E3 | - |
| | 68 | 8 x 11 | 160 | 13 | 0.08 | 1.900 | 0.810 | - | 90544E3 | 90545E3 | - |
| | 68 | 6.5 x 18 | 170 | 13 | 0.08 | 1.900 | 0.810 | - | 28689E3 | 38689E3 | - |
| | 100 | 8 x 18 | 250 | 17 | 0.08 | 1.300 | 0.550 | - | 28101E3 | 38101E3 | - |
| | 150 | 10 x 18 | 320 | 23 | 0.08 | 0.850 | 0.370 | - | 28151E3 | 38151E3 | - |
| | 220 | 10 x 25 | 430 | 32 | 0.08 | 0.600 | 0.250 | - | 90511E3 | 90512E3 | - |
| | 220 | 10 x 30 | 480 | 32 | 0.08 | 0.614 | 0.260 | 18221E3 | 28221E3 | - | - |
| | 330 | 12.5 x 30 | 610 | 46 | 0.08 | 0.409 | 0.190 | 18331E3 | 28331E3 | - | - |
| 470 | 12.5 x 30 | 700 | 63 | 0.08 | 0.287 | 0.130 | 18471E3 | 28471E3 | - | - | |
| 680 | 15 x 30 | 890 | 90 | 0.08 | 0.199 | 0.095 | 18681E3 | 28681E3 | - | 48681E3 | |
| 1000 | 18 x 30 | 1170 | 130 | 0.08 | 0.135 | 0.075 | 18102E3 | - | - | 48102E3 | |
| 1500 | 18 x 38 | 1530 | 193 | 0.11 | 0.122 | 0.045 | 18152E3 | - | - | 48152E3 | |
| 2200 | 21 x 38 | 1780 | 281 | 0.13 | 0.099 | 0.040 | 18222E3 | - | - | 48222E3 | |
| 100 | 1 | 4.5 x 10 | 14 | 4.2 | 0.08 | 130.0 | 90.00 | - | 29108E3 | 39108E3 | - |
| | 2.2 | 4.5 x 10 | 20 | 4.4 | 0.08 | 58.00 | 41.00 | - | 29228E3 | 39228E3 | - |
| | 4.7 | 4.5 x 10 | 30 | 4.9 | 0.08 | 27.00 | 19.00 | - | 29478E3 | 39478E3 | - |
| | 10 | 6 x 10 | 65 | 6 | 0.08 | 13.00 | 9.000 | - | 29109E3 | 39109E3 | - |
| | 15 | 8 x 11 | 77 | 7 | 0.08 | 8.500 | 6.000 | - | 90547E3 | 90548E3 | - |
| | 15 | 6.5 x 18 | 85 | 7 | 0.08 | 8.500 | 6.000 | - | 29159E3 | 39159E3 | - |
| | 22 | 8 x 11 | 95 | 8.4 | 0.08 | 5.800 | 4.100 | - | 90551E3 | 90552E3 | - |
| | 22 | 6.5 x 18 | 100 | 8.4 | 0.08 | 5.800 | 4.100 | - | 29229E3 | 39229E3 | - |
| | 33 | 6.5 x 18 | 120 | 10.6 | 0.08 | 3.900 | 2.700 | - | 29339E3 | 39339E3 | - |
| | 47 | 8 x 18 | 160 | 13.4 | 0.08 | 2.700 | 1.900 | - | 29479E3 | 39479E3 | - |
| | 68 | 10 x 18 | 220 | 17.6 | 0.08 | 1.900 | 1.300 | - | 29689E3 | 39689E3 | - |
| | 100 | 10 x 25 | 300 | 24 | 0.08 | 1.300 | 0.900 | - | 90531E3 | 90532E3 | - |
| | 100 | 10 x 30 | 340 | 24 | 0.07 | 1.150 | 1.000 | 19101E3 | 29101E3 | - | - |
| | 150 | 12.5 x 30 | 490 | 34 | 0.07 | 0.645 | 0.610 | 19151E3 | 29151E3 | - | - |
| | 220 | 12.5 x 30 | 560 | 48 | 0.08 | 0.610 | 0.560 | 19221E3 | 29221E3 | - | - |
| | 330 | 15 x 30 | 740 | 70 | 0.09 | 0.420 | 0.400 | 19331E3 | 29331E3 | - | 49331E3 |
| | 470 | 18 x 30 | 980 | 98 | 0.09 | 0.310 | 0.290 | 19471E3 | - | - | 49471E3 |
| 680 | 18 x 38 | 1260 | 140 | 0.09 | 0.195 | 0.180 | 19681E3 | - | - | 49681E3 | |
| 1000 | 21 x 38 | 1470 | 204 | 0.10 | 0.160 | 0.150 | 19102E3 | - | - | 49102E3 | |



| ADDITIONAL ELECTRICAL DATA | | | |
|------------------------------------|-----------------------------------|--|---------------|
| PARAMETER | CONDITIONS | VALUE | |
| | | AXIAL | MOUNTING RING |
| Voltage | | | |
| Surge voltage | | $U_s \leq 1.15 \times U_R$ | |
| Reverse voltage | | $U_{rev} \leq 1 \text{ V}$ | |
| Current | | | |
| Leakage current | After 1 min at U_R | $I_{L1} \leq 0.006 C_R \times U_R + 4 \mu\text{A}$ | |
| | After 5 min at U_R | $I_{L5} \leq 0.002 C_R \times U_R + 4 \mu\text{A}$ | |
| Inductance | | | |
| Equivalent series inductance (ESL) | Case $\varnothing D \times L$ mm: | | |
| | 4.5 x 10 | Typ. 10 nH | - |
| | 6 x 10 | Typ. 22 nH | - |
| | 8 x 11 | Typ. 85 nH | - |
| | 6.5 x 18 | Typ. 25 nH | - |
| | 8 x 18 | Typ. 40 nH | - |
| | 10 x 18 | Typ. 61 nH | - |
| | 10 x 25 | Typ. 38 nH | - |
| | 10 x 30 | Typ. 38 nH | - |
| | 12.5 x 30 | Typ. 46 nH | - |
| | 15 x 30 | Typ. 48 nH | Typ. 39 nH |
| | 18 x 30 | Typ. 50 nH | Typ. 39 nH |
| 18 x 38 | Typ. 54 nH | Typ. 39 nH | |
| 21 x 38 | Typ. 59 nH | Typ. 39 nH | |

RIPPLE CURRENT AND USEFUL LIFE

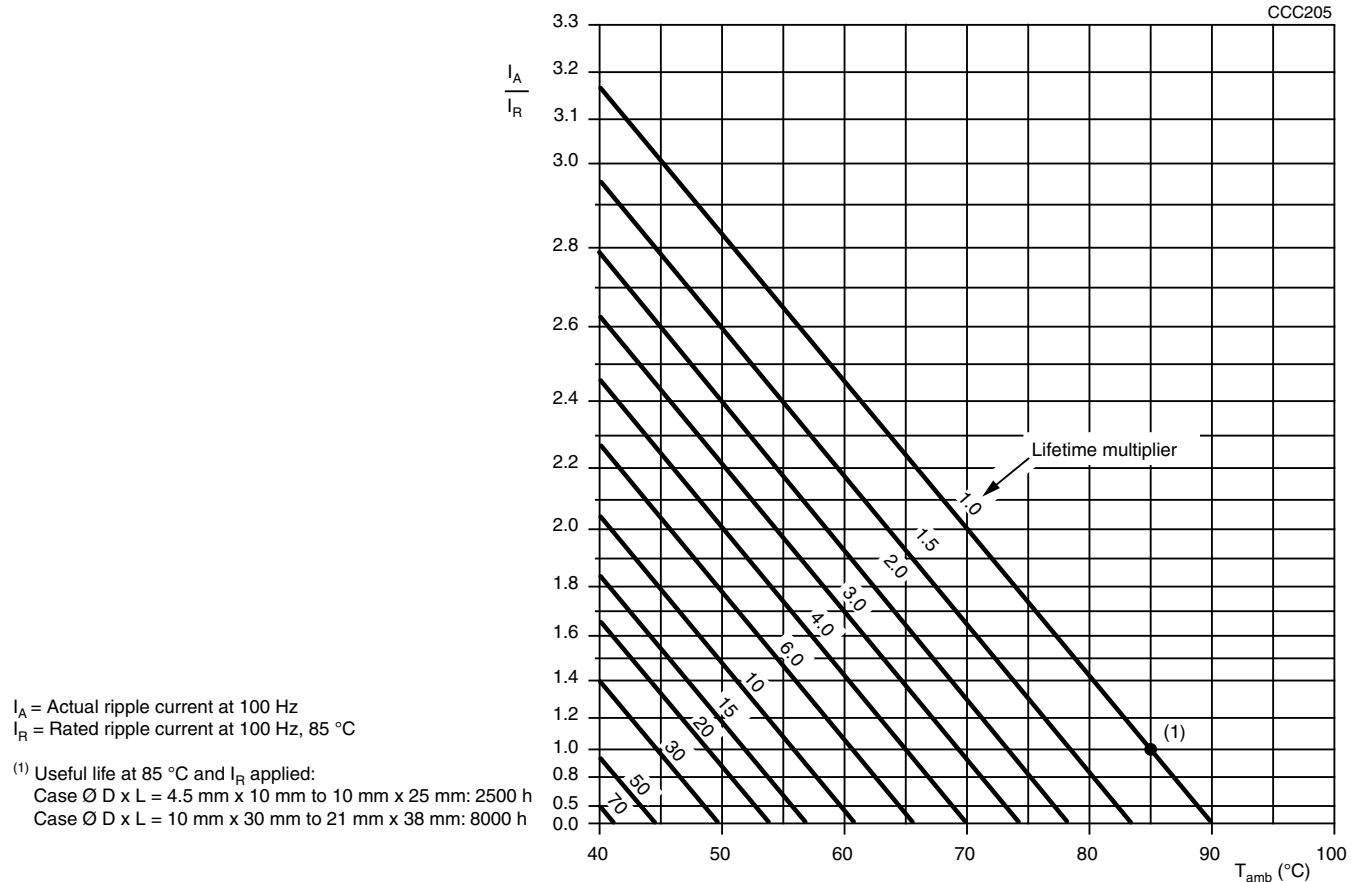


Fig. 6 - Multiplier of useful life as a function of ambient temperature and ripple current load

Table 4

| MULTIPLIER OF RIPPLE CURRENT (I_R) AS A FUNCTION OF FREQUENCY | | | |
|---|--|---------------------------------------|--|
| FREQUENCY (Hz) | I_R MULTIPLIER | | |
| | $U_R = 6.3 \text{ V TO } 16 \text{ V}$ | $U_R = 25 \text{ V TO } 40 \text{ V}$ | $U_R = 63 \text{ V TO } 100 \text{ V}$ |
| 50 | 0.95 | 0.90 | 0.85 |
| 100 | 1.00 | 1.00 | 1.00 |
| 300 | 1.07 | 1.12 | 1.20 |
| 1000 | 1.12 | 1.20 | 1.30 |
| 3000 | 1.15 | 1.25 | 1.35 |
| $\geq 10\,000$ | 1.20 | 1.30 | 1.40 |

Table 5

| TEST PROCEDURES AND REQUIREMENTS | | | |
|--|--|---|--|
| TEST | | PROCEDURE (quick reference) | REQUIREMENTS |
| NAME OF TEST | REFERENCE | | |
| Endurance | IEC 60384-4/ EN130300 subclause 4.13 | $T_{amb} = 85 \text{ }^\circ\text{C}$; U_R applied; case $\emptyset D \times L = 4.5 \text{ mm} \times 10 \text{ mm}$ to 10 mm x 25 mm: $U_R = 6.3 \text{ V to } 25 \text{ V}$: 1000 h; $U_R = 40 \text{ V to } 100 \text{ V}$: 2000 h; case $\emptyset D \times L = 10 \text{ mm} \times 30 \text{ mm}$ to 21 mm x 38 mm: $U_R = 6.3 \text{ V to } 100 \text{ V}$: 5000 h | $U_R \leq 6.3 \text{ V}$; $\Delta C/C$: + 15 %/- 30 % $U_R > 6.3 \text{ V}$; $\Delta C/C$: $\pm 15 \%$ $\tan \delta \leq 1.3 \times \text{spec. limit}$ $Z \leq 2 \times \text{spec. limit}$ $I_{L5} \leq \text{spec. limit}$ |
| | | $T_{amb} = 105 \text{ }^\circ\text{C}$; U_R applied; case $\emptyset D \times L = 10 \text{ mm} \times 30 \text{ mm}$ to 21 mm x 38 mm: 2000 h | $\Delta C/C$: $\leq \pm 20 \%$ $\tan \delta \leq 1.6 \times \text{spec. limit}$ $Z \leq 2 \times \text{spec. limit}$ $I_{L5} \leq \text{spec. limit}$ |
| Useful life | CECC 30301 subclause 1.8.1 | $T_{amb} = 85 \text{ }^\circ\text{C}$; U_R and I_R applied; case $\emptyset D \times L = 4.5 \text{ mm} \times 10 \text{ mm}$ to 10 mm x 25 mm: 2500 h; case $\emptyset D \times L = 10 \text{ mm} \times 30 \text{ mm}$ to 21 mm x 38 mm: 8000 h | $U_R \leq 6.3 \text{ V}$; $\Delta C/C$: + 45 %/- 50 % $U_R > 6.3 \text{ V}$; $\Delta C/C$: $\pm 45 \%$ $\tan \delta \leq 3 \times \text{spec. limit}$ $Z \leq 3 \times \text{spec. limit}$ $I_{L5} \leq \text{spec. limit}$ no short or open circuit total failure percentage: $\leq 1 \%$ |
| Shelf life (storage at high temperature) | IEC 60384-4/ EN130300 subclause 4.17 | $T_{amb} = 85 \text{ }^\circ\text{C}$; no voltage applied; 500 h after test: U_R to be applied for 30 min, 24 h to 48 h before measurement | $\Delta C/C$, $\tan \delta$, Z : for requirements see "Endurance test" above $I_{L5} \leq 2 \times \text{spec. limit}$ |



Disclaimer

ALL PRODUCT, PRODUCT SPECIFICATIONS AND DATA ARE SUBJECT TO CHANGE WITHOUT NOTICE TO IMPROVE RELIABILITY, FUNCTION OR DESIGN OR OTHERWISE.

Vishay Intertechnology, Inc., its affiliates, agents, and employees, and all persons acting on its or their behalf (collectively, "Vishay"), disclaim any and all liability for any errors, inaccuracies or incompleteness contained in any datasheet or in any other disclosure relating to any product.

Vishay makes no warranty, representation or guarantee regarding the suitability of the products for any particular purpose or the continuing production of any product. To the maximum extent permitted by applicable law, Vishay disclaims (i) any and all liability arising out of the application or use of any product, (ii) any and all liability, including without limitation special, consequential or incidental damages, and (iii) any and all implied warranties, including warranties of fitness for particular purpose, non-infringement and merchantability.

Statements regarding the suitability of products for certain types of applications are based on Vishay's knowledge of typical requirements that are often placed on Vishay products in generic applications. Such statements are not binding statements about the suitability of products for a particular application. It is the customer's responsibility to validate that a particular product with the properties described in the product specification is suitable for use in a particular application. Parameters provided in datasheets and/or specifications may vary in different applications and performance may vary over time. All operating parameters, including typical parameters, must be validated for each customer application by the customer's technical experts. Product specifications do not expand or otherwise modify Vishay's terms and conditions of purchase, including but not limited to the warranty expressed therein.

Except as expressly indicated in writing, Vishay products are not designed for use in medical, life-saving, or life-sustaining applications or for any other application in which the failure of the Vishay product could result in personal injury or death. Customers using or selling Vishay products not expressly indicated for use in such applications do so at their own risk. Please contact authorized Vishay personnel to obtain written terms and conditions regarding products designed for such applications.

No license, express or implied, by estoppel or otherwise, to any intellectual property rights is granted by this document or by any conduct of Vishay. Product names and markings noted herein may be trademarks of their respective owners.

Material Category Policy

Vishay Intertechnology, Inc. hereby certifies that all its products that are identified as RoHS-Compliant fulfill the definitions and restrictions defined under Directive 2011/65/EU of The European Parliament and of the Council of June 8, 2011 on the restriction of the use of certain hazardous substances in electrical and electronic equipment (EEE) - recast, unless otherwise specified as non-compliant.

Please note that some Vishay documentation may still make reference to RoHS Directive 2002/95/EC. We confirm that all the products identified as being compliant to Directive 2002/95/EC conform to Directive 2011/65/EU.

Vishay Intertechnology, Inc. hereby certifies that all its products that are identified as Halogen-Free follow Halogen-Free requirements as per JEDEC JS709A standards. Please note that some Vishay documentation may still make reference to the IEC 61249-2-21 definition. We confirm that all the products identified as being compliant to IEC 61249-2-21 conform to JEDEC JS709A standards.

Компания «Океан Электроники» предлагает заключение долгосрочных отношений при поставках импортных электронных компонентов на взаимовыгодных условиях!

Наши преимущества:

- Поставка оригинальных импортных электронных компонентов напрямую с производств Америки, Европы и Азии, а так же с крупнейших складов мира;
- Широкая линейка поставок активных и пассивных импортных электронных компонентов (более 30 млн. наименований);
- Поставка сложных, дефицитных, либо снятых с производства позиций;
- Оперативные сроки поставки под заказ (от 5 рабочих дней);
- Экспресс доставка в любую точку России;
- Помощь Конструкторского Отдела и консультации квалифицированных инженеров;
- Техническая поддержка проекта, помощь в подборе аналогов, поставка прототипов;
- Поставка электронных компонентов под контролем ВП;
- Система менеджмента качества сертифицирована по Международному стандарту ISO 9001;
- При необходимости вся продукция военного и аэрокосмического назначения проходит испытания и сертификацию в лаборатории (по согласованию с заказчиком);
- Поставка специализированных компонентов военного и аэрокосмического уровня качества (Xilinx, Altera, Analog Devices, Intersil, Interpoint, Microsemi, Actel, Aeroflex, Peregrine, VPT, Syfer, Eurofarad, Texas Instruments, MS Kennedy, Miteq, Cobham, E2V, MA-COM, Hittite, Mini-Circuits, General Dynamics и др.);

Компания «Океан Электроники» является официальным дистрибьютором и эксклюзивным представителем в России одного из крупнейших производителей разъемов военного и аэрокосмического назначения «JONHON», а так же официальным дистрибьютором и эксклюзивным представителем в России производителя высокотехнологичных и надежных решений для передачи СВЧ сигналов «FORSTAR».



JONHON

«JONHON» (основан в 1970 г.)

Разъемы специального, военного и аэрокосмического назначения:

(Применяются в военной, авиационной, аэрокосмической, морской, железнодорожной, горно- и нефтедобывающей отраслях промышленности)

«FORSTAR» (основан в 1998 г.)

ВЧ соединители, коаксиальные кабели, кабельные сборки и микроволновые компоненты:

(Применяются в телекоммуникациях гражданского и специального назначения, в средствах связи, РЛС, а так же военной, авиационной и аэрокосмической отраслях промышленности).



Телефон: 8 (812) 309-75-97 (многоканальный)

Факс: 8 (812) 320-03-32

Электронная почта: ocean@oceanchips.ru

Web: <http://oceanchips.ru/>

Адрес: 198099, г. Санкт-Петербург, ул. Калинина, д. 2, корп. 4, лит. А