


I2C-DAC™ I<sup>2</sup>C 8-Bit Digital-to-Analog Converter  
User Manual

# GRAVITECH.US



# *uResearch*

**GRAVITECH GROUP**

Copyright © 2007 MicroResearch  
GRAVITECH GROUP WWW.GRAVITECH.US

# I2C-DAC™ I<sup>2</sup>C 8-Bit Digital-to-Analog Converter User Manual

## Description

The I2C-DAC board is a 6-pin CMOS 8-bit digital-to-analog converter device using I<sup>2</sup>C bus. There are no external components required. Only two signal lines SDA and SCL plus supply voltage and ground are required to be connected. This makes it perfect for embedded systems that require digital-to-analog converter.

This board features innovations that set it apart from other digital-to-analog converter module. Innovations feature like on-board I<sup>2</sup>C address jumpers, pull-up resistors, and power LED. The module can be quickly connected directly on to the breadboard. The board is small and compact in size 0.70 x 0.47 inches.

The I2C-DAC is designed base on DAC5571 IC. It is a low-power, single-channel, 8-bit buffered voltage output DAC. Its on-chip precision output amplifier allows rail-to-rail output swing to be achieved.

The output voltage range of the DAC is 0V to VCC. The I2C-DAC incorporates a power-on-reset circuit that ensures that the DAC output powers up at zero volts and remains there until a valid write to the device takes place.

A jumper pins vary the fixed I<sup>2</sup>C address and allow up to two devices to share the same I<sup>2</sup>C bus.

## Features

- Up to 2 devices on the same bus
- Resolution: 8-bit  
Fast Update Rate: 188 KSPS
- I<sup>2</sup>C Interface up to 3.4 Mbps
- On-Chip Output Buffer Amplifier, Rail-to-Rail Operation
- Stand alone module, no external components required
- On-board I<sup>2</sup>C address jumpers, pull-up resistors and power LED
- Decoupling supply voltage
- Design easy for breadboard
- High quality double sided PCB
- All SMT components
- Small and compact in size 0.70 x 0.47 inches
- Dual row 0.6" width, 0.1" pitch header pins
- Flexible operating power supply voltage range of +2.7V to +5.5V
- Suitable for 3.3V or 5.0V microcontroller

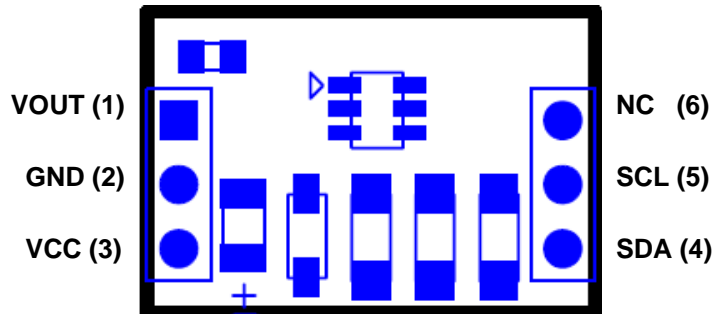
## Applications

- Process Control
- Data Acquisition Systems
- Closed-Loop Servo Control
- Thermostat controls
- Audio and Video
- Peripherals
- And much more...

\* I<sup>2</sup>C is a trademark of Philips Semiconductors Corporation.

# I2C-DAC™ I<sup>2</sup>C 8-Bit Digital-to-Analog Converter User Manual

## Pin Configuration



Pin No.	Name	Type	Description
1	VOUT	Output	Analog output voltage from DAC
2	GND	PWR	Supply ground
3	VCC	PWR	Supply voltage
4	SDA	I/O	Serial data line
5	SCL	Input	Serial clock line
6	NC	NC	No connect

## Interfaces

### Power:

The I2C-DAC board needs an external +2.7VDC – +5.5VDC supply.

- **VCC:** is an input power +2.7VDC – +5.5VDC to I2C-DAC board.
- **GND:** is a common ground for every pin. This pin **MUST** be connected to ground of the external power supply.

### I<sup>2</sup>C pins:

The I2C-DAC operates as a slave on the I<sup>2</sup>C bus. Only two signal lines SDA and SCL are required for I<sup>2</sup>C bus. Please refer to I<sup>2</sup>C specification for more information.

### VOUT pin:

This is an analog output voltage from the I2C-DAC. The output contains the buffer amplifier. The output buffer amplifier is a gain-of-2 amplifier, capable of generating rail-to-rail voltages on its

# I2C-DAC™ I<sup>2</sup>C 8-Bit Digital-to-Analog Converter User Manual

output, which gives an output range of 0 V to VCC. It is capable of driving a load of 2 kΩ in parallel with 1000 pF to GND. The source and sink capabilities of the output amplifier can be seen in the typical characteristics curves. The slew rate is 1 V/μs with a half-scale settling time of 7 μs with the output unloaded.

## Module Configuration


### I<sup>2</sup>C address:

Default address shipped from the manufacture is 0x98 for write and 0x99 for read.

A0 = GND

MSB								LSB
1	0	0	1	1	0	A0	0	

The address can be easily change by solder the bridge between the A0 pin to VCC or GND at the bottom of the module. This is allows up to two devices to share the same I<sup>2</sup>C bus.



### Power-on LED:

The green LED on the module is illuminating when the power applied. The power-on LED is enabled from the manufacture. It can be disabling for light sensitive or low current requirement application by remove the solder bridge on "PW" at the bottom of the module.




### I<sup>2</sup>C pull-up resistors:

I<sup>2</sup>C bus specification required to have pull-up resistors on SDA and SCL pin. I2C-DAC come with these two pull-up resistors enabled from the manufacture. It can be disabling when connect to I<sup>2</sup>C bus that already have pull-up resistors by remove the solder bridge on the "PU" at the bottom of the module.



# I2C-DAC™ I<sup>2</sup>C 8-Bit Digital-to-Analog Converter User Manual

Below are the default settings from the manufacture.



**uResearch**

© 2007 Copyright, All Rights Reserved



**uResearch**

© 2007 Copyright, All Rights Reserved



**uResearch**

© 2007 Copyright, All Rights Reserved

**Copyright © 2007 MicroResearch**  
GRAVITECH GROUP      WWW.GRAVITECH.US

# I2C-DAC™ I<sup>2</sup>C 8-Bit Digital-to-Analog Converter User Manual

## Notes

## Contact Us

We maintain a website where you can get information on our products, obtain literature and download support files. Visit us online at:

**[WWW.GRAVITECH.US](http://WWW.GRAVITECH.US)**

Use our online Forum or e-mail your technical support questions to [support@gravitech.us](mailto:support@gravitech.us). We try to respond to your questions the same day.

For sales questions or to place and order, direct your e-mails to [sales@gravitech.us](mailto:sales@gravitech.us). Refer to our website for product pricing, shipping rates, payment instructions, and for other info we need to complete your order.

**Disclaimer: MicroResearch reserves the right to modify its products or literature, or to discontinue any product at any time without prior notice. The customer is responsible for determining the suitability of any device for any application developed using MicroResearch components.**

**Copyright © 2007 MicroResearch**  
GRAVITECH GROUP      WWW.GRAVITECH.US

Компания «Океан Электроники» предлагает заключение долгосрочных отношений при поставках импортных электронных компонентов на взаимовыгодных условиях!

Наши преимущества:

- Поставка оригинальных импортных электронных компонентов напрямую с производств Америки, Европы и Азии, а так же с крупнейших складов мира;
- Широкая линейка поставок активных и пассивных импортных электронных компонентов (более 30 млн. наименований);
- Поставка сложных, дефицитных, либо снятых с производства позиций;
- Оперативные сроки поставки под заказ (от 5 рабочих дней);
- Экспресс доставка в любую точку России;
- Помощь Конструкторского Отдела и консультации квалифицированных инженеров;
- Техническая поддержка проекта, помощь в подборе аналогов, поставка прототипов;
- Поставка электронных компонентов под контролем ВП;
- Система менеджмента качества сертифицирована по Международному стандарту ISO 9001;
- При необходимости вся продукция военного и аэрокосмического назначения проходит испытания и сертификацию в лаборатории (по согласованию с заказчиком);
- Поставка специализированных компонентов военного и аэрокосмического уровня качества (Xilinx, Altera, Analog Devices, Intersil, Interpoint, Microsemi, Actel, Aeroflex, Peregrine, VPT, Syfer, Eurofarad, Texas Instruments, MS Kennedy, Miteq, Cobham, E2V, MA-COM, Hittite, Mini-Circuits, General Dynamics и др.);

Компания «Океан Электроники» является официальным дистрибьютором и эксклюзивным представителем в России одного из крупнейших производителей разъемов военного и аэрокосмического назначения «JONHON», а так же официальным дистрибьютором и эксклюзивным представителем в России производителя высокотехнологичных и надежных решений для передачи СВЧ сигналов «FORSTAR».



## JONHON

«JONHON» (основан в 1970 г.)

Разъемы специального, военного и аэрокосмического назначения:

(Применяются в военной, авиационной, аэрокосмической, морской, железнодорожной, горно- и нефтедобывающей отраслях промышленности)

«FORSTAR» (основан в 1998 г.)

ВЧ соединители, коаксиальные кабели, кабельные сборки и микроволновые компоненты:

(Применяются в телекоммуникациях гражданского и специального назначения, в средствах связи, РЛС, а так же военной, авиационной и аэрокосмической отраслях промышленности).



Телефон: 8 (812) 309-75-97 (многоканальный)

Факс: 8 (812) 320-03-32

Электронная почта: [ocean@oceanchips.ru](mailto:ocean@oceanchips.ru)

Web: <http://oceanchips.ru/>

Адрес: 198099, г. Санкт-Петербург, ул. Калинина, д. 2, корп. 4, лит. А