

Medium Power Film Capacitors



FPG/FPH (RoHS Compliant)

PROTECTION



Metallized polypropylene dielectric capacitor with controlled self-healing.

Reinforced metallization on margins developed for high impulse currents.

Axial connections specially developed to reduce series inductance and to provide rigid mechanical mounting.

APPLICATIONS

Protection of gate turn-off thyristor (G.T.O.).

Medium frequency tuning.

HOT SPOT TEMPERATURE CALCULATION

See *Hot Spot Temperature* page 3.

$$\theta_{\text{hot spot}} = \theta_{\text{terminals}} + (P_d + P_t) \times R_{th}$$

with

$$P_d \text{ (Dielectric losses)} = Q \times \text{tg}\delta_0 \\ \Rightarrow \left[\frac{1}{2} \times C_n \times (V_{\text{peak to peak}})^2 \times f \right] \times (2 \times 10^{-4})$$

$$P_t \text{ (Thermal losses)} = R_s \times (I_{\text{rms}})^2$$

where

- C_n in Farads
- V in Volts
- I_{rms} in Amperes
- R_s in Ohms
- f in Hertz
- θ in °C
- R_{th} in °C/W

Due to the design of the capacitor and its technology, the thermal impedance between the terminations and the core of the capacitor is low, it is necessary to take care that the capacitor is never overheated by use of incorrect sized connections.

In the case where the series diodes are screwed to the capacitor, cooling of the diodes must be taken in account.

Do not use the capacitor as a heat sink.

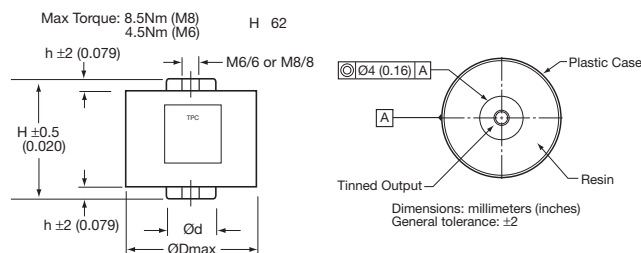
Due to the complexity of the diode/capacitor thermal exchanges, we recommend that thermal measurements shall be made on the different components. We would be pleased to advise you on specific problems.

WORKING TEMPERATURE

(according to the power to be dissipated) -40°C to +85°C

DIMENSIONS

millimeters (inches)



MARKING

Logo

Withstanding surge voltage

Capacitance and tolerance in clear

Nominal DC voltage in clear

RMS current in clear

Date of manufacture (IEC coding)

PACKAGING MATERIAL

Cylindrical in plastic case filled with thermosetting resin.

Outputs: threaded inserts either M6 or M8.

HOW TO ORDER

FPG	8	6	R	0105	J	--
Series	Case Size	Dielectric	Voltage Code	Capacitance Code	Capacitance Tolerances	Terminal Code
FPG = Standard FPH = RoHS Compliant	Case Size 8	6 = Polypropylene	R = 1500V N = 2000V P = 2500V W = 2600V X = 3500V Z = 4500V Y = 4600V	0 + pF code 0105 = 1.0µF 0405 = 4.0µF 0604 = 0.6µF etc.	J = ±5%	-- = Standard



Medium Power Film Capacitors



FPG/FPH (RoHS Compliant)

ELECTRICAL CHARACTERISTICS

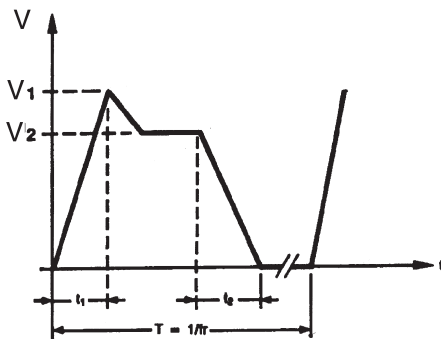
Capacitance range C_n	0.12 μ F to 6 μ F
Tolerance on C_n	$\pm 5\%$
Rated DC voltage $V_{n,dc}$	800 to 3000 V
Peak voltage V_{peak}	1200 to 4000 V
Allowable overvoltage V_s (for 10 s/day)	1500 to 4600 V
Nominal RMS voltage $V_{n,dc}$	500 to 1400 V
Stray inductance	≈ 10 nH
RMS current	I_{rms} max. = up to 80 A The currents shown in the tables are maximum. It is necessary to respect the thermal limits of the dielectric 85°C see "Hot spot temperature calculation"
Insulation resistance	$R_i \times C \geq 30,000$ s
Impulse current	$I^2.t$ max. given in the tables Spikes or peak currents in the capacitors may cause a deterioration of the bonding between the metallization and the connections. These bonds are capable of withstanding only a limited amount of energy for each spike. The table shows the maximum energy permitted in the form ($I^2.t$), where I is in Ampere, and t is in seconds.
Note:	The formula ($I^2.t$) replaces dV/dt which is less easy to use as it is not an expression of energy ($I = C.dV/dt$). This type of capacitor has been designed to withstand high ($I^2.t$) values.
Variation of capacitance with temperature	$\frac{\Delta C}{C} \leq \pm 2\%$ between -40 and 85°C
Climatic category	40/085/56 (IEC 60068)
Test voltage between terminals @ 25°C	V_s during 10s
Test voltage between terminals and case @ 25°C (Type test)	@ 4 kVrms @ 50 Hz during 1 min.
Dielectric	Polypropylene

PROTECTION

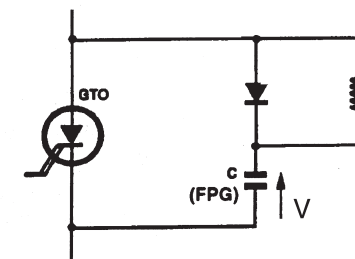
PROTECTION

APPLICATION NOTES

G.T.O. PROTECTION



Choice of voltage: $V_1 \leq V_{peak}$
 $V_2 \leq V_{n,dc}$
 Maximum overvoltage $\leq V_s$ (10 s/day)



FPG: Snubber capacitor

Nominal DC voltage ($V_{n,dc}$) and peak voltage (V_{peak}) are given in the table of values.

Medium Power Film Capacitors



FPG/FPH (RoHS Compliant) Table of Values

PROTECTION

Dimensions: millimeters (inches)

Part Number	Cn (µF)	Case Style	Dimensions				I ² t max. (A ² .s)	I _{rms} max. (A)	Rs (mΩ)	Rth (°C/W)	Typical Weight (g)
			H* ±0.5 (±0.020)	h ±2 (±0.079)	D max.	d ±0.5 (±0.020)					
FPG 1500V V_ndc = 800V V_{peak} = 1200V V_{rms} = 500V V_s = 1500V (Voltage Code R)											
FPG66R0105J--	1	Plastic Case M6/6	52 (2.047)	5 (0.197)	40 (1.575)	18 (0.709)	2	15	2.4	14	120
FPG66R0155J--	1.5	Plastic Case M6/6	52 (2.047)	5 (0.197)	55 (2.165)	18(0.709)	4.6	20	1.6	10.5	160
FPG86R0205J--	2	Plastic Case M8/8	52 (2.047)	5 (0.197)	60 (2.362)	22 (0.866)	8	30	1.2	6.1	190
FPG86R0305J--	3	Plastic Case M8/8	52 (2.047)	5 (0.197)	72 (2.835)	22 (0.866)	18	45	0.9	4.5	260
FPG86R0355J--	3.5	Plastic Case M8/8	52 (2.047)	5 (0.197)	72 (2.835)	22 (0.866)	25	50	0.85	4.5	260
FPG86R0405J--	4	Plastic Case M8/8	52 (2.047)	5 (0.197)	82 (1.575)	22 (0.866)	32	60	0.75	3.5	320
FPG86R0505J--	5	Plastic Case M8/8	52 (2.047)	5 (0.197)	82 (3.622)	22 (0.866)	50	70	0.65	2.5	320
FPG86R0605J--	6	Plastic Case M8/8	52 (2.047)	5 (0.197)	92 (3.622)	22 (0.866)	73	75	0.6	2.5	400
FPG 2000V V_ndc = 1000V V_{peak} = 1600V V_{rms} = 600V V_s = 2000V (Voltage Code N)											
FPG66N0504J--	0.5	Plastic Case M6/6	52 (2.047)	5 (0.197)	40 (1.575)	18 (0.709)	1	15	3	14	120
FPG86N0105J--	1	Plastic Case M8/8	52 (2.047)	5 (0.197)	60 (2.362)	22 (0.866)	3	20	2.3	10.5	190
FPG86N0155J--	1.5	Plastic Case M8/8	52 (2.047)	5 (0.197)	60 (2.362)	22 (0.866)	7	30	1.5	6.1	190
FPG86N0205J--	2	Plastic Case M8/8	52 (2.047)	5 (0.197)	72 (2.835)	22 (0.866)	12.7	40	1.1	4.5	260
FPG86N0255J--	2.5	Plastic Case M8/8	52 (2.047)	5 (0.197)	72 (2.835)	22 (0.866)	20	60	0.89	3.7	260
FPG86N0305J--	3	Plastic Case M8/8	52 (2.047)	5 (0.197)	82 (3.228)	22 (0.866)	28	60	0.85	3.2	320
FPG86N0355J--	3.5	Plastic Case M8/8	52 (2.047)	5 (0.197)	82 (3.228)	22 (0.866)	39	65	0.78	2.9	320
FPG86N0405J--	4	Plastic Case M8/8	52 (2.047)	5 (0.197)	92 (3.622)	22 (0.866)	50	70	0.7	2.5	400
FPG 2500V V_ndc = 1300V V_{peak} = 2000V V_{rms} = 700V V_s = 2500V (Voltage Code P)											
FPG66P0474J--	0.47	Plastic Case M6/6	62 (2.441)	5 (0.197)	40 (1.575)	18 (0.709)	0.7	15	6	25	160
FPG66P0105J--	1	Plastic Case M6/6	62 (2.441)	5 (0.197)	55 (2.165)	18 (0.709)	2	18	3	13	180
FPG66P0155J--	1.5	Plastic Case M6/6	62 (2.441)	5 (0.197)	60 (2.362)	22 (0.866)	4.5	25	2	10	220
FPG86P0205J--	2	Plastic Case M8/8	62 (2.441)	5 (0.197)	72 (2.835)	22 (0.866)	8	35	1.5	6.5	310
FPG86P0255J--	2.5	Plastic Case M8/8	62 (2.441)	5 (0.197)	72 (2.835)	22 (0.866)	12.5	40	1.3	4.8	310
FPG86P0305J--	3	Plastic Case M8/8	62 (2.441)	5 (0.197)	82 (3.228)	22 (0.866)	18	50	1.15	4.4	410
FPG86P0405J--	4	Plastic Case M8/8	62 (2.441)	5 (0.197)	92 (3.622)	22 (0.866)	32	65	0.95	3.4	475
FPG 2600V V_ndc = 1750V V_{peak} = 2000V V_{rms} = 800V V_s = 2600V (Voltage Code W)											
FPG66W0474J--	0.47	Plastic Case M6/6	62 (2.441)	5 (0.197)	40 (1.575)	18 (0.709)	1.4	12	4.04	28	160
FPG66W0105J--	1	Plastic Case M6/6	62 (2.441)	5 (0.197)	55 (2.165)	18 (0.709)	5.7	21	2.17	10.9	180
FPG66W0155J--	1.5	Plastic Case M6/6	62 (2.441)	5 (0.197)	60 (2.362)	18 (0.709)	12.9	31	1.55	7.7	220
FPG86W0205J--	2	Plastic Case M8/8	62 (2.441)	5 (0.197)	72 (2.835)	22 (0.866)	23	41	1.24	6.1	310
FPG86W0255J--	2.5	Plastic Case M8/8	62 (2.441)	5 (0.197)	82 (3.228)	22 (0.866)	36	51	1.05	4.5	410
FPG86W0305J--	3	Plastic Case M8/8	62 (2.441)	5 (0.197)	92 (3.622)	22 (0.866)	50	62	0.92	3.9	475
FPG86W0355J--	3.5	Plastic Case M8/8	62 (2.441)	5 (0.197)	92 (3.622)	22 (0.866)	70	72	0.83	3.4	475
FPG86W0395J--	3.9	Plastic Case M8/8	62 (2.441)	5 (0.197)	92 (3.622)	22 (0.866)	85	80	0.78	3.1	475
FPG 3500V V_ndc = 2000V V_{peak} = 2400V V_{rms} = 1000V V_s = 3500V (Voltage Code X)											
FPG66X0334J--	0.33	Plastic Case M6/6	62 (2.441)	5 (0.197)	40 (1.575)	18 (0.709)	2	15	2.5	28	160
FPG66X0504J--	0.5	Plastic Case M6/6	62 (2.441)	5 (0.197)	55 (2.165)	18 (0.709)	5	19	2.5	11.2	180
FPG86X0105J--	1	Plastic Case M8/8	62 (2.441)	5 (0.197)	72 (2.835)	22 (0.866)	15	38	1.4	6.2	310
FPG86X0155J--	1.5	Plastic Case M8/8	62 (2.441)	5 (0.197)	82 (3.228)	22 (0.866)	40	56	1.03	3.9	410
FPG86X0205J--	2	Plastic Case M8/8	62 (2.441)	5 (0.197)	92 (3.622)	22 (0.866)	70	75	0.85	3.1	475
FPG 4500V V_ndc = 2500V V_{peak} = 3200V V_{rms} = 1200V V_s = 4500V (Voltage Code Z)											
FPG66Z0224J--	0.22	Plastic Case M6/6	62 (2.441)	5 (0.197)	40 (1.575)	18 (0.709)	1.5	15	3.8	25	160
FPG66Z0474J--	0.47	Plastic Case M6/6	62 (2.441)	5 (0.197)	60 (2.362)	18 (0.709)	7	24	2.16	8.5	220
FPG86Z0684J--	0.68	Plastic Case M8/8	62 (2.441)	5 (0.197)	72 (2.835)	22 (0.866)	14	35	1.59	6.2	310
FPG86Z0105J--	1	Plastic Case M8/8	62 (2.441)	5 (0.197)	82 (3.228)	22 (0.866)	30	52	1.18	4	410
FPG86Z1254J--	1.25	Plastic Case M8/8	62 (2.441)	5 (0.197)	92 (3.622)	22 (0.866)	50	65	1	3.3	475
FPG 4600 V V_ndc = 3000 V V_{peak} = 4000 V V_{rms} = 1400 V V_s = 4600 V (Voltage Code Y)											
FPG66Y0124J--	0.12	Plastic Case M6/6	62 (2.441)	5 (0.197)	40 (1.575)	18 (0.709)	0.8	15	6	28	160
FPG66Y0224J--	0.22	Plastic Case M6/6	62 (2.441)	5 (0.197)	60 (2.362)	18 (0.709)	3	20	3.48	11	220
FPG86Y0334J--	0.33	Plastic Case M8/8	62 (2.441)	5 (0.197)	72 (2.835)	22 (0.866)	6.8	25	2.42	7.7	310
FPG86Y0474J--	0.47	Plastic Case M8/8	62 (2.441)	5 (0.197)	82 (3.228)	22 (0.866)	13.8	35	1.79	5.2	410
FPG86Y0604J--	0.60	Plastic Case M8/8	62 (2.441)	5 (0.197)	92 (3.622)	22(0.866)	22	45	1.47	4.2	475

PROTECTION



Компания «Океан Электроники» предлагает заключение долгосрочных отношений при поставках импортных электронных компонентов на взаимовыгодных условиях!

Наши преимущества:

- Поставка оригинальных импортных электронных компонентов напрямую с производств Америки, Европы и Азии, а так же с крупнейших складов мира;
- Широкая линейка поставок активных и пассивных импортных электронных компонентов (более 30 млн. наименований);
- Поставка сложных, дефицитных, либо снятых с производства позиций;
- Оперативные сроки поставки под заказ (от 5 рабочих дней);
- Экспресс доставка в любую точку России;
- Помощь Конструкторского Отдела и консультации квалифицированных инженеров;
- Техническая поддержка проекта, помощь в подборе аналогов, поставка прототипов;
- Поставка электронных компонентов под контролем ВП;
- Система менеджмента качества сертифицирована по Международному стандарту ISO 9001;
- При необходимости вся продукция военного и аэрокосмического назначения проходит испытания и сертификацию в лаборатории (по согласованию с заказчиком);
- Поставка специализированных компонентов военного и аэрокосмического уровня качества (Xilinx, Altera, Analog Devices, Intersil, Interpoint, Microsemi, Actel, Aeroflex, Peregrine, VPT, Syfer, Eurofarad, Texas Instruments, MS Kennedy, Miteq, Cobham, E2V, MA-COM, Hittite, Mini-Circuits, General Dynamics и др.);

Компания «Океан Электроники» является официальным дистрибьютором и эксклюзивным представителем в России одного из крупнейших производителей разъемов военного и аэрокосмического назначения «JONHON», а так же официальным дистрибьютором и эксклюзивным представителем в России производителя высокотехнологичных и надежных решений для передачи СВЧ сигналов «FORSTAR».



JONHON

«JONHON» (основан в 1970 г.)

Разъемы специального, военного и аэрокосмического назначения:

(Применяются в военной, авиационной, аэрокосмической, морской, железнодорожной, горно- и нефтедобывающей отраслях промышленности)

«FORSTAR» (основан в 1998 г.)

ВЧ соединители, коаксиальные кабели,
кабельные сборки и микроволновые компоненты:

(Применяются в телекоммуникациях гражданского и специального назначения, в средствах связи, РЛС, а так же военной, авиационной и аэрокосмической отраслях промышленности).



Телефон: 8 (812) 309-75-97 (многоканальный)

Факс: 8 (812) 320-03-32

Электронная почта: ocean@oceanchips.ru

Web: <http://oceanchips.ru/>

Адрес: 198099, г. Санкт-Петербург, ул. Калинина, д. 2, корп. 4, лит. А