

## Belden® Optical Fiber Catalog



**Belden FiberExpress®  
Systems, Cable and  
Connectivity**

Belden FiberExpress Systems  
are the definitive choice for all  
your optical fiber needs.

**Our focus on quality and detail  
ensures a solid return on your  
fiber cabling investment.**





## Preparing for the Future with Belden FiberExpress Solutions

Belden has been involved in the development of optical fiber components since 1972 – evolving to its present status as an international supplier of high quality, cost-effective optical fiber cabling systems.

The FiberExpress Solution is the culmination of Belden's experience in the optical fiber arena, offering users a complete, high-performance, end-to-end cabling system that supports both centralized and fiber-to-the desk (FTTD) topologies, as well as in-building or campus backbone cabling configurations.

The FiberExpress Solution is, however, much more than an assemblage of top-performing products. It represents a complete approach to the methodology of fiber optic cabling, i.e., FiberExpress systems are unique in their ability to offer both superior performance and a more cost effective, speedier and less complex installation process than traditional fiber optic cabling systems.

Belden developed the FiberExpress Solution to assure the smooth operation of your network and to provide for efficient network management – while continually reducing your total cost of ownership and preparing your system for the future.

| Table of Contents                                 |  | Page              |
|---|--|-------------------|
| <b>Introduction</b>                               |  | <b>3</b>          |
| <b>FiberExpress Connectivity</b>                  |  | <b>8-38</b>       |
| Connectors  |  | 8-10              |
| Pre-connectorized Assemblies                      |  | 11-14             |
| Ultra Patch Panels                                |  | 15-21             |
| Manager   |  | 22-23             |
| Patch Panels                                      |  | 24-25             |
| Accessories for Patch Panels                      |  | 26-27             |
| Secure/Keyed LC System                            |  | 28-36             |
| Outlets   |  | 37-38             |
| <b>FiberExpress Optical Fiber Cable</b>           |  | <b>39-55</b>      |
| Cable Selection Guide and Color Charts            |  | 39                |
| Interconnect Cable – Simplex and Duplex           |  | 40                |
| Distribution Cable                                |  | 41-43             |
| Breakout Style Cable                              |  | 44-45             |
| Interlocked Armor Distribution Cable              |  | 46                |
| Ribbon Cable                                      |  | 47                |
| Single Jacket, All Dielectric Cable               |  | 48-50             |
| Double Jacket, Armored Cable                      |  | 51-52             |
| Double Jacket, Heavy-Duty Cable                   |  | 53                |
| Central Tube Cable                                |  | 54                |
| TrayOptic® Heavy Duty, All Dielectric Cable       |  | 55                |
| <b>Part Number Index</b>                          |  | <b>56-58</b>      |
| <b>Belden Customer Care</b>                       |  | <b>59</b>         |
| <b>Customer Service and Other Belden Contacts</b> |  | <b>Back Cover</b> |

## Offering Three Outstanding, Cost Effective Solutions

FiberExpress solutions are for fiber-to-the-desk or centralized cabling applications and the backbone infrastructure. FiberExpress Pre-Terminated systems are the ultimate solution for quick, easy, and reliable installations.

FiberExpress Solutions consist of a full range of multimode and single-mode cables, connectivity hardware, patch cords, cable assemblies, field connectors and a number of work area outlets. These solutions are characterized as fiber-to-the-desk systems, pre-terminated systems and in-building or campus backbone systems.

### FiberExpress Pre-terminated Systems

The ultimate in quick, easy and reliable optical networking is the FiberExpress Pre-term System. All components are factory connectorized and fully tested to ensure fast deployment and tremendous reliability. This flexible solution can be deployed for traditional LAN systems, as well as in specialized applications such as Data Centers and Storage Area Networks.

The FiberExpress Pre-term System is also well-suited for temporary situations, such as disaster recovery installations or convention center services.

### FiberExpress Backbone Systems

In today's environment, cabling network backbones are typically designed using a combination of both multimode and single-mode fiber cables. Configuring the right fiber backbone for your unique premise or campus application is a complex process. An inadequate or improperly installed network backbone can severely limit overall network performance and, therefore, your business's productivity and efficiency. Fortunately, selecting the right fiber backbone cabling solution is comparatively easy when you specify Belden FiberExpress Systems.

Many factors will influence the design of your specific optical fiber backbone infrastructure and the appropriate mix of single-mode and multimode fiber products and technologies.

### FiberExpress Fiber-to-the-desk (FTTD) Systems

Whether for horizontal distribution or centralized cabling, FiberExpress solutions include a wide range of products such as work area outlets and large-capacity fiber management products designed to make FTTD applications a cost effective reality.





## Key Design Criteria

### Capacity and Topology Planning

#### Deployed Belden Horizontal UTP Systems

The role of the network backbone is to support the deployed or planned horizontal cabling system. Higher bandwidth horizontal systems, such as Belden's IBDN® System 10GX® or 4800, may indicate use of single-mode fiber in the backbone for superior overall network performance.

#### Horizontal to Backbone Data Rate Ratio

Traditional design guidelines use a 1:10 data rate ratio; indicating, for example, that when 1 Gb/s applications such as 1000BASE-T Ethernet are operating across the horizontal, the backbone should be capable of supporting throughputs of 10 Gb/s or more.

#### Distances and Topologies

The effective capacities of single-mode and multimode fiber channels have distance limitations. Generally speaking, single-mode fiber channels can operate at greater speeds over greater distances than multimode fiber channels. Distance considerations will be important criteria in campus or MAN backbone design, and must also be considered for in-building backbones and "centralized fiber network" topologies.

#### Return on Investment

#### Legacy Networks and Active Equipment

We seldom have the luxury of designing and deploying networks with a "clean slate" and accommodating existing cabling infrastructures and active equipment must be factored into backbone design considerations and may affect the single-mode/multimode mix.

#### Cost of Ownership

At first glance, fiber channels are typically more expensive than UTP channels; while single-mode fiber channels are typically more expensive than multimode channels. But, cost must always be considered in the context of performance, features and benefits – and ultimately in terms of "value."

#### Future-proofing

Cabling infrastructure design must consider not just current requirements, but also future growth, capacity and new applications. The same is true with fiber backbone planning and design. A marginal increase in investment today can extend the operational lifespan of your backbone, thereby increasing the return on your backbone networking investment.

| Fiber Channel Topology   |          |  |   |                                |  |
|--|----------|--|---|--------------------------------|--|
| Belden FiberExpress System Matrix  | Page No. | Fiber Backbone (Field Terminated Campus) | Fiber Backbone (Field Terminated In-Building) | Fiber Pre-Terminated Solutions | Fiber-To-The-Desk (FTTD) and Centralized Fiber |
| <b>FiberExpress Cables</b>   |          |  |   |                                |  |
| Breakout & Distribution Cable Series: MM & SM  | 41-47    | ●  | ●   | ●                              | ●  |
| Interconnect Cable Series: MM & SM   | 40       |  |   |                                | ●  |
| Loose Tube (Campus) Cable Series: MM & SM  | 48-55    |  | ●   | ●                              | ●  |
| MPO Cable Assemblies: MM & SM  | 12       | ●  | ●   | ●                              | ●  |
| <b>Cross-Connect Hardware in the Telecom Room</b>                                    |          |  |   |                                |  |
| FiberExpress Ultra Patch Panel with Adapter Modules and Cassettes: MM & SM           | 15-21    | ●  | ●   | ●                              | ●  |
| FiberExpress Manager with FiberExpress Manager Connector Modules: MM & SM            | 22-23    | ●  | ●   | ●                              | ●  |
| FiberExpress Rack- and Wall-mount Patch Panel with Universal Adapter Strips: MM & SM | 24-27    | ●  | ●   |                                | ●  |
| FiberExpress Bar: MM & SM  | 14       | ●  | ●   | ●                              | ●  |
| <b>Patch Cords in the Telecom Room and at the Work Area</b>                          |          |  |   |                                |  |
| FiberExpress Patch Cords: MM & SM  | 11       | ●  | ●   | ●                              | ●  |
| <b>Outlets at the Work Area</b>  |          |  |   |                                |  |
| MDVO Multimedia Outlets with MDVO Multimedia Modules                                 | 38       |  |   |                                | ●  |
| MediaFlex® Outlets with MediaFlex Multimedia Inserts                                 | 37       |  |   |                                | ●  |
| <b>Fiber Connectivity</b>  |          |  |   |                                |  |
| Optimax® Connectors: MM & SM   | 8-9      | ●  | ●   |                                | ●  |
| Epoxy Field-mountable Connectors: MM & SM  | 10       | ●  | ●   |                                | ●  |
| Fiber Pigtails: MM & SM  | 11       | ●  | ●   |                                | ●  |

MM = Multimode • SM = Single-mode

\* FiberExpress Pre-terminated Solutions provide simple-to-install, high-performance fiber channels through custom length, high precision factory terminated cables and matching optical connectivity components.

For more design details, please refer to the IBDN Optical Fiber Design Guide.

Every Belden  
FiberExpress product  
reflects our attention  
to quality and detail, and  
our commitment to you.

## Top-Quality, Field-proven Products Make the Difference

Belden FiberExpress components have over 20 years of field-proven telecommunications experience behind them. These products are designed with the same focus on quality and detail found in our complete Belden product line.

### FiberExpress Ultra Patch Panel System



The FiberExpress Ultra Patch Panel System is a highly innovative

fiber patching solution that ensures the utmost reliability and ease of use during installation, operation and maintenance. The system also provides the highest density fiber patching available today, enabling the conservation of valuable IT real estate and the ability to save on installation and maintenance labor costs.

It is available in both 1U and 4U designs, using LC or other Small Form Factor (SFF) connectors. It has dual swing-out frames to ease front access to connectors; 1" pull-out of individual adapter modules for connector maintenance or replacement; full rear access for easy maintenance; and built-in cable management features that facilitate connector and patch cord identification and built-in protection, as well as providing for intuitive cable routing. Wall-mount and Splice Enclosures are also available.

### FiberExpress Manager



The FiberExpress Manager is a modular system that facilitates management of large numbers of high-density, in-building terminations. The FiberExpress Manager allows up to 1920 single-mode or multimode fiber terminations in a single rack.

The FiberExpress Manager's connector module supports LC, SC, SC Duplex, ST Type, FC and MT-RJ connectors. Its innovative release mechanism allows it to slide from the shelf like a PC card, greatly facilitating management of the patch cords.

### FiberExpress Patch Panel System



FiberExpress Patch Panels can be used with tight-buffered or loose-tube optical fiber cables. Since these panels are versatile, they can be tailored to suit your individual

needs in terms of density or management.

Patch Panels are populated with Universal Adapter Strips which are pre-loaded with six (single density) or 12 (double density) adapter sleeves. The sleeves are offered in two different materials: Phosphor Bronze and Zirconia Ceramic and accommodate LC, SC, SC Duplex, ST Type, FC and MT-RJ connectors.

### Optimax Field-installable Connectors



The Optimax Connector is a field-installable optical fiber connector that requires no epoxy and no polishing. The unique design of the

patented mechanical splice body incorporates a factory-mounted fiber stub and a pre-polished ceramic ferrule. This technology provides a fast, secure and reliable LC, SC or ST Type optical fiber termination for either multimode or single-mode cable.

### Belden Fiber Cables




A variety of multimode and single-mode optical fiber cables are available for in-building and inter-building applications, including the following types: distribution, breakout, interconnect, loose tube and industrial armored.



### FiberExpress Cable Assemblies



FiberExpress MPO Cable Assemblies have multi-fiber cables using single MPO connectors (6, 8 and 12 fiber) that are used to interconnect pre-terminated FiberExpress Ultra Cassettes, FiberExpress Manager Connector Modules and FiberExpress Bars.



Multi-fiber Cable Assemblies are factory-terminated fiber cables of various constructions (distribution, breakout, loose tube or ribbon) using Simplex, Duplex or multi-fiber connectors.

The range of fan-out constructions, lengths and geometry suit virtually any application.



The FiberExpress Bar is an extremely compact, versatile and resilient linking panel. Resembling a power bar, it offers 6 or 12 fibers, pre-terminated with LC, SC, SC Duplex, ST Type, FC or MTRJ connectors and a cord terminated with a multi-fiber MPO connector. These factory-tested mini patch panels can adapt to all kinds of properties or developments, is easily re-deployable and can serve as a consolidation or linking point.

### FiberExpress Patch Cords



FiberExpress Patch Cord assemblies are of the highest quality available. They are assembled and 100% optically tested in the factory prior to shipment.

### Need an Even More Secure Infrastructure?

The FiberExpress Secure/Keyed LC System is designed to bring a whole new level of security into your network infrastructure design by enabling the physical segregation of any network segments that you designate.

- Connectors and adapters with 12 color-coded keying options
- A tamper-resistant key design (front and back to prevent intruder access) which cannot be reproduced inside a standard LC connector




- High-quality ceramic ferrules for low insertion loss and excellent durability



Start designing your own **FiberExpress Solution** by selecting from the products featured in the following pages.

**FiberExpress Connectors**

Optimax Field Installable Connectors and Installation Tool Kits



AX101982, Optimax LC Connector



AX100029 with AX101794 Optimax SC Connector



A0408835 with AX101793 Optimax ST Type Connector



AX103142, Optimax Enhanced Tool Kit

**Optimax Field Installable Connector**

The Optimax Connectors are the connector of choice for high-speed optical networks such as 10-Gigabit Ethernet. It is also the industry's best solution to the challenges of field connectorization of optical fiber networks. Optimax Connectors do not require epoxy, curing or polishing. Their unique design incorporates a factory-mounted fiber stub and a premium quality, zirconia ceramic ferrule with a physical contact (PC) polish for multimode and a super physical contact (SPC) polish for single-mode. The quality of the ferrule construction ensures the connector's low loss, low reflectance characteristics and its suitability for high-bandwidth optical transmissions.

Connectors are available for 62.5 or 50/125  $\mu\text{m}$  multimode fiber and single-mode fiber installations. Only simple tools are required for installation, making Optimax a cost effective field termination.

**Optimax Enhanced Installation Tool Kit**

The Optimax Enhanced Installation Tool Kit is packaged in a small convenient carrying case and includes an Optimax LC, SC and ST Type installation and training video, installation instructions and all the tools required to terminate 900  $\mu\text{m}$  buffered optical fiber and jacketed optical fiber.

Belden has simplified the Kit's Installation Tool components, added an Installation Tool table-top base and reduced the number of manuals with a "three-in-one" version for LC/SC/ST connectors types. Certain tool kit items can be purchased separately to accommodate installers already possessing basic optical fiber installation tools.

| Description | Belden Part Number |
|-------------|--------------------|
|-------------|--------------------|

**FiberExpress Connectors**

| <b>Optimax Field Installable Connector</b>                                    |          |
|---|----------|
| LC 62.5 $\mu\text{m}$ , Multimode*  | AX101981 |
| LC 50 $\mu\text{m}$ , Multimode*  | AX101982 |
| LC Single-mode*   | AX101983 |
| SC 62.5 $\mu\text{m}$ , Multimode*  | AX100029 |
| SC 50 $\mu\text{m}$ , Multimode*  | AX101077 |
| SC Single-mode*   | AX101792 |
| ST Type 62.5 $\mu\text{m}$ , Multimode*                                       | A0408835 |
| ST Type 50 $\mu\text{m}$ , Multimode*   | AX101075 |
| ST Type Single-mode*  | AX101791 |
| LC Accessory Kit for jacketed fiber (2 mm & 3 mm boots, crimp sleeves)        | AX101984 |
| SC Accessory Kit for jacketed fiber (3 mm boots, crimp sleeves, cord adapter) | AX101794 |
| ST Accessory Kit for jacketed fiber (3 mm boots, crimp sleeves)               | AX101793 |

\*For 900  $\mu\text{m}$  buffered fiber only. For termination on jacketed fiber, please use the appropriate Accessory Kit.



## FiberExpress Connectors

Optimax Field Installable Connectors and Installation Tool Kits (continued)

| Description | Belden Part Number |
|-------------|--------------------|
|-------------|--------------------|

### FiberExpress Connectors

#### Optimax Enhanced Tool Kit

|   |          |
|---|----------|
| LC/SC/ST Type<br>(includes installation tools, fiber cleaver, crimping tool, instruction manual, microscope, tweezers, alcohol wipes, marker, scissors, waste bottle, universal fiber/cable stripper, and training video) | AX103142 |
| Basic (excludes universal fiber/cable stripper & cleaver)   | AX103146 |
| Optimax Enhanced Tool Kit Upgrade<br>(includes new installation tool and inserts, tool table-top base, instructions manual, foam for the case)  | AX103147 |

#### Optimax Individual Components

|   |          |
|---|----------|
| Fiber Cleaver   | A0408829 |
| Universal Installation Tool LC/SC/ST (includes inserts, tool, tool clamp)   | AX103152 |
| Installation Tool Table-top Base  | AX103153 |
| Microscope  | AX100910 |
| Refurbishing Materials (80 alcohol wipes and a black felt tip marker)       | AX100951 |
| Installation Instruction Manual (LC, SC, ST)                                | AX103148 |
| Installation & Training Video, CD (see literature ordering form on the web) | NOT0651  |
| Crimp Tool (complete with die)  | A0403641 |
| Cleaver's Ceramic Blade Replacement   | AX103149 |
| Cleaver's Leaf Spring Base plate replacement                                | AX103150 |

### Optical Fiber Accessories

The Field Breakout Kit is designed to attach to one tube of a loose-tube cable. Each kit has either six or twelve 900  $\mu\text{m}$  tubes that hold each of the coated fibers. For each end of the cable, one kit


is needed for every tube. For example, a 12-fiber 62.5  $\mu\text{m}$  cable contains two 6-fiber tubes. This cable would require four kits, two for each end.

| Description | Belden Part Number |
|-------------|--------------------|
|-------------|--------------------|

### FiberExpress Accessories

#### Optical Fiber Field Breakout Kit

|                   |          |
|-------------------|----------|
| 6 fibers, 1/pack  | AX101100 |
| 12 fibers, 1/pack | AX101101 |



AX101100, Field Breakout Kit

**FiberExpress Connectors**  
Epoxy Field Installable Connectors



A0390851, Optical Fiber Field Installable Epoxy Connector, ST Type

**Epoxy Field Installable Connectors**

Epoxy Field Installable Connectors are available as Multimode and Single-mode ST Type, SC and LC field installable connectors. They require heat-cured epoxy and polishing.

All connectors have a ceramic ferrule. ST and SC connectors come complete with all the parts necessary for termination of tight buffered fibers as well as jacketed fibers. LC connectors can be terminated on 900 μm tight buffered fiber only. Parts include crimp sleeves, boots, cord adapter and dust cap.

| Description                              | Belden Part Number |             |
|--|--------------------|-------------|
|  | Multimode          | Single-mode |
| <b>FiberExpress Connectors</b>           |                    |             |
| <b>Epoxy Field Installable Connector</b> |                    |             |
| ST Type                                  | A0390851           | AX101412    |
| SC Simplex                               | AX100919           | AX101411    |
| SC Duplex                                | AX100929           |             |
| LC Simplex                               | AC301184           | AC300580    |

Note: If you require information on heat cured epoxy polishing kits, please contact Belden's Technical Support at [ibdn.ts@belden.com](mailto:ibdn.ts@belden.com).

## FiberExpress Pre-Connectorized Assemblies

### FiberExpress Patch Cords

#### FiberExpress Patch Cords

FiberExpress Patch Cord Assemblies are of the highest quality available. They are assembled and 100% optically tested in our factory prior

to shipment. All patch cords are built with high-quality connectors and cables which guarantees superior performance and excellent reliability.



AX200664, Patch Cord LC Duplex

| Description | Belden Part Number      |                       |                       |                           |
|-------------|-------------------------|-----------------------|-----------------------|---------------------------|
|             | Multimode, OM1, 62.5 μm | Multimode, OM2, 50 μm | Multimode, OM3, 50 μm | Single-mode Enhanced, OS2 |

#### FiberExpress Pre-Connectorized Assemblies

| Duplex Patch Cord                 |          |          |          |          |
|-----------------------------------|----------|----------|----------|----------|
| ST-ST, 2 m (6 ft.)                | 70102419 | AX200341 | AX200799 | AX200090 |
| ST-ST, 3 m (10 ft.)               | 70102420 | AX200459 | AX200795 | AX200091 |
| ST-ST, 5 m (16 ft.)               | 70102447 | AX200413 | AX200800 | AX200092 |
| 568SC-568SC, 2 m (6 ft.)          | AX200056 | AX200084 | AX200603 | AX200094 |
| 568SC-568SC, 3 m (10 ft.)         | AX200057 | AX200082 | AX200589 | AX200095 |
| 568SC-568SC, 5 m (16 ft.)         | AX200058 | AX200280 | AX200624 | AX200096 |
| LC Duplex-LC Duplex, 2 m (6 ft.)  | AX200517 | AX200527 | AX200664 | AX200507 |
| LC Duplex-LC Duplex, 3 m (10 ft.) | AX200518 | AX200528 | AX200665 | AX200508 |
| LC Duplex-LC Duplex, 5 m (16 ft.) | AX200519 | AX200529 | AX200666 | AX200509 |
| MT-RJ-MT-RJ, 2 m (6 ft.)          | AX101122 | AX101139 | AX200801 | AX101157 |
| MT-RJ-MT-RJ, 3 m (10 ft.)         | AX101123 | AX101138 | AX200802 | AX101156 |
| MT-RJ-MT-RJ, 5 m (16 ft.)         | AX101125 | AX101137 | AX200803 | AX101155 |
| Hybrid Patch Cord                 |          |          |          |          |
| 568SC-ST, 3 m (10 ft.)            | AX200060 | AX200196 | AX200900 | AX200421 |
| LC Duplex-ST, 3 m (10 ft.)        | AX200699 | AX200695 | AX200809 | AX200698 |
| LC Duplex-568SC, 3 m (10 ft.)     | AX200580 | AX200581 | AX200668 | AX200667 |
| MT-RJ-ST, 3 m (10 ft.)            | AX101133 | AX101151 | AX200810 | AX101166 |
| MT-RJ-568SC, 3 m (10 ft.)         | AX101128 | AX101143 | AX200797 | AX101161 |
| Single-ended (pigtails)           |          |          |          |          |
| ST-open, 2 m (6 ft.)              | 70100390 | AX200458 | AX200811 | AX200097 |
| SC-open, 2 m (6 ft.)              | 70101714 | AX200192 | AX200653 | AX200098 |
| LC-open, 2 m (6 ft.)              | AX200657 | AX200658 | AX200660 | AX200659 |
| MT-RJ(m)-open, 3 m (10 ft.)       | AX101366 | AX101367 | AX200812 | AX101368 |

Also available as Simplex and Hybrid Patch Cords or as custom lengths and assemblies, please contact Customer Service for more details.

## FiberExpress Pre-Connectorized Assemblies

### Cable Assemblies



AX250105, MPO Cable Assembly

#### MPO Cable Assemblies

MPO Cable Assemblies are multi-fiber cables using single MPO connectors (6, 8 and 12 fiber) that are used to interconnect pre-terminated devices such as FiberExpress Pre-terminated Modules and FiberExpress Bars. Depending on the application, MPO Cable Assemblies can use Ribbon cables or Loose Tube cables. MPO cables are available in lengths of up to 500 meters with a pulling-eye for ease of deployment.

#### Multi-fiber Cable Assemblies

Multi-fiber Cable Assemblies are factory-terminated fiber cables of various constructions (distribution, breakout or ribbon) using Simplex, Duplex or Multi-fiber connectors. They are available in configurations from 2 fibers up to 144 fibers with various kinds of fan-out constructions, lengths and geometry to suit virtually any application.



Multi-fiber Cable Assembly

| Description | Belden Part Number      |                       |
|-------------|-------------------------|-----------------------|
|             | Multimode, OM1, 62.5 μm | Multimode, OM2, 50 μm |

#### FiberExpress Pre-Connectorized Assemblies

| MPO Cable Assembly, FOMC, MPO(f)-MPO(f)         |                       |                           |
|---|-----------------------|---------------------------|
| 1 pulling eye, OFNP, 12 fibers, 10 m (33 ft.)   | AX250021              | AX250345                  |
| 1 pulling eye, OFNP, 12 fibers, 20 m (66 ft.)   | AX250105              | AX250376                  |
| 1 pulling eye, OFNP, 12 fibers, 50 m (164 ft.)  | AX250349              | AX250065                  |
| 1 pulling eye, OFNP, 12 fibers, 75 m (246 ft.)  | AX250060              | AX250066                  |
| 1 pulling eye, OFNP, 12 fibers, 100 m (328 ft.) | AX250061              | AX250067                  |
|   | Multimode, OM3, 50 μm | Single-mode Enhanced, OS2 |
| 1 pulling eye, OFNP, 12 fibers, 10 m (33 ft.)   | AX250457              | AX250224                  |
| 1 pulling eye, OFNP, 12 fibers, 20 m (66 ft.)   | AX250412              | AX250106                  |
| 1 pulling eye, OFNP, 12 fibers, 50 m (164 ft.)  | AX250387              | AX250071                  |
| 1 pulling eye, OFNP, 12 fibers, 75 m (246 ft.)  | AX250413              | AX250072                  |
| 1 pulling eye, OFNP, 12 fibers, 100 m (328 ft.) | AX250458              | AX250073                  |

Also available in 6 or 8-fiber MPO Cable Assemblies, please contact Customer Service for more details.



900 μm Fan-out Assembly

## FiberExpress Pre-Connectorized Assemblies

Cable Assemblies (continued)

| Description | Belden Part Number |
|-------------|--------------------|
|-------------|--------------------|

### FiberExpress Pre-Connectorized Assemblies

#### Multi-fiber Cable Assembly, MPO(m)-SC

|   |                               |
|---|-------------------------------|
| Multimode OM1, 62.5 $\mu$ m, 12 fibers, 1.5 m (5 ft.) | NXC-RPML-PGPNNN-SCPFBN-N-01.5 |
| Multimode OM2, 50 $\mu$ m, 12 fibers, 1.5 m (5 ft.)   | NXC-RPNL-PGPNNN-SCPFBN-N-01.5 |
| Multimode OM3, 50 $\mu$ m, 12 fibers, 1.5 m (5 ft.)   | NXC-RPFL-PGPNNN-SCPFBN-N-01.5 |
| Single-mode Enhanced, OS2, 12 fibers, 1.5 m (5 ft.)   | NXC-RPSL-PGANNN-SCSFBN-N-01.5 |

#### Multi-fiber Cable Assembly, MPO(m)-LC

|  |                               |
|--|-------------------------------|
| Multimode, OM1, 62.5 $\mu$ m, 12 fibers, 1.5 m (5 ft.) | NXC-RPML-PGPNNN-LCPFBN-N-01.5 |
| Multimode OM2, 50 $\mu$ m, 12 fibers, 1.5 m (5 ft.)    | NXC-RPNL-PGPNNN-LCPFBN-N-01.5 |
| Multimode OM3, 50 $\mu$ m, 12 fibers, 1.5 m (5 ft.)    | NXC-RPFL-PGPNNN-LCPFBN-N-01.5 |
| Single-mode Enhanced, OS2, 12 fibers, 1.5 m (5 ft.)    | NXC-RPSL-PGANNN-LCSFBN-N-01.5 |

#### Multi-plex Cable Assembly, LCD-LCD

|  |                               |
|--|-------------------------------|
| Multimode, OM3, 50 $\mu$ m, OFNP, 12 fibers, 10 m (33 ft.) | NXC-MPFL-LDPFEN-LDPFEN-O-0010 |
| Multimode, OM3, 50 $\mu$ m, OFNP, 24 fibers, 10 m (33 ft.) | NXC-MPFX-LDPFEN-LDPFEN-O-0010 |
| Multimode, OM3, 50 $\mu$ m, OFNR, 12 fibers, 10 m (33 ft.) | NXC-MRFL-LDPFEN-LDPFEN-O-0010 |
| Multimode, OM3, 50 $\mu$ m, OFNR, 24 fibers, 10 m (33 ft.) | NXC-MRFX-LDPFEN-LDPFEN-O-0010 |
| Single-mode Enhanced, OS2, OFNP, 12 fibers, 10 m (33 ft.)  | NXC-MPSL-LDUFEN-LDUFEN-O-0010 |
| Single-mode Enhanced, OS2, OFNP, 24 fibers, 10 m (33 ft.)  | NXC-MPSX-LDUFEN-LDUFEN-O-0010 |
| Single-mode Enhanced, OS2, OFNR, 12 fibers, 10 m (33 ft.)  | NXC-MRSL-LDUFEN-LDUFEN-O-0010 |
| Single-mode Enhanced, OS2, OFNR, 24 fibers, 10 m (33 ft.)  | NXC-MRSX-LDUFEN-LDUFEN-O-0010 |

Note: For front of panel connections.

#### Multi-plex Cable Assembly, LC-LC

|  |                               |
|--|-------------------------------|
| Multimode, OM3, 50 $\mu$ m, OFNP, 12 fibers, 10 m (33 ft.) | NXC-MPFL-LCPFBN-LCPFBN-O-0010 |
| Multimode, OM3, 50 $\mu$ m, OFNP, 24 fibers, 10 m (33 ft.) | NXC-MPFX-LCPFBN-LCPFBN-O-0010 |
| Multimode, OM3, 50 $\mu$ m, OFNR, 12 fibers, 10 m (33 ft.) | NXC-MRFL-LCPFBN-LCPFBN-O-0010 |
| Multimode, OM3, 50 $\mu$ m, OFNR, 24 fibers, 10 m (33 ft.) | NXC-MRFX-LCPFBN-LCPFBN-O-0010 |
| Single-mode Enhanced, OS2, OFNP, 12 fibers, 10 m (33 ft.)  | NXC-MPSL-LCUFBN-LCUFBN-O-0010 |
| Single-mode Enhanced, OS2, OFNP, 24 fibers, 10 m (33 ft.)  | NXC-MPSX-LCUFBN-LCUFBN-O-0010 |
| Single-mode Enhanced, OS2, OFNR, 12 fibers, 10 m (33 ft.)  | NXC-MRSL-LCUFBN-LCUFBN-O-0010 |
| Single-mode Enhanced, OS2, OFNR, 24 fibers, 10 m (33 ft.)  | NXC-MRSX-LCUFBN-LCUFBN-O-0010 |


For back panel to back panel connections (Horizontal links).

Note: To order a similar construction but with a different length in meters (ft.), replace the digits at the end of the Belden part number.  
Example: Multimode, OM3, 50  $\mu$ m, OFNR, 12 fibers, 75 m (246 ft.) – NXC-MRFL-LDPFBN-LDPFBN-O-0075

For any other assemblies, please contact Belden's Technical Support at 1-800-858-7954 or [ibdn.ts@belden.com](mailto:ibdn.ts@belden.com).

**FiberExpress Pre-Connectorized Assemblies**

FiberExpress Bar



AX250001, FiberExpress Bar 12 ST Type



MX100154, FiberExpress MPO Adapter

**FiberExpress Bar**

The FiberExpress Bar consists of a custom length fiber cable with, at one end, a factory pre-terminated rugged mini patch panel and, at the other end, a factory installed multi-fiber MPO connector. The very compact fiber patch panel contains 6 or 12 factory-terminated and tested connectors in a variety of styles. The ruggedness of the FiberExpress Bar makes it an ideal candidate for disaster recovery, industrial applications and other fiber deployments in harsh environments.

**FiberExpress Bar Accessories**

The MPO Adapter is the sleeve that provides primary alignment and locking when connecting the two MPO connectors (male to female). It has a flange and a metal clip for panel mounting and it is included with each FiberExpress Bar (1 m with male connector).

| Description | Belden Part Number |
|-------------|--------------------|
|-------------|--------------------|

**FiberExpress Pre-Connectorized Assemblies**

**FiberExpress Bar Multimode, OM1, 62.5 μm**

|                                      |          |
|--------------------------------------|----------|
| 12 ST Type, MPO (m), 1 m             | AX250001 |
| 6 SC Duplex, MPO (m), 12 fibers, 1 m | AX250005 |
| 6 MT-RJ, MPO (m), 12 fibers, 1 m     | AX250178 |
| 12 LC, MPO (m), 1 m                  | AX250539 |

**FiberExpress Bar Multimode, OM2, 50 μm**

|                                      |          |
|--------------------------------------|----------|
| 12 ST Type, MPO (m), 1 m             | AX250052 |
| 6 SC Duplex, MPO (m), 12 fibers, 1 m | AX250054 |
| 6 MT-RJ, MPO (m), 12 fibers, 1 m     | AX250179 |
| 12 LC, MPO (m), 1 m                  | AX250540 |

**FiberExpress Bar Multimode, OM3, 50 μm**

|                                      |          |
|--------------------------------------|----------|
| 12 ST Type, MPO (m), 1 m             | AX250459 |
| 6 SC Duplex, MPO (m), 12 fibers, 1 m | AX250460 |
| 6 MT-RJ, MPO (m), 12 fibers, 1 m     | AX250461 |
| 12 LC, MPO (m), 1 m                  | AX250541 |

**FiberExpress Bar Single-mode Enhanced, OS2**

|                                      |          |
|--------------------------------------|----------|
| 12 ST Type, MPO (m), 1 m             | AX250009 |
| 6 SC Duplex, MPO (m), 12 fibers, 1 m | AX250011 |
| 6 MT-RJ, MPO (m), 12 fibers, 1 m     | AX250180 |
| 12 LC, MPO (m), 1 m                  | AX250542 |

Also available for 6 fibers, please contact Customer Service for more details.

**FiberExpress Bar Accessories**

|  |          |
|--|----------|
| MPO Adapter (6 or 12 fibers)<br>included with each FiberExpress Bar (1 m - Male) | MX100154 |
|--|----------|

## FiberExpress Ultra Patch Panels

Wall- and Rack-Mount Patch Panels, Bezels, Frames, Cassettes, Splice Tray Kits and Enclosures

### The FiberExpress Ultra Patch Panel System

Belden's FiberExpress Ultra Patch Panel System is ultra-rich in user-friendly features that elevate fiber patching to a whole new level. Designed to meet the needs of IT managers and their technical teams, Belden built the system around three core concepts:

- Ultra high density
- Ultra-easy installation and maintenance
- Ultra flexibility, scalability and manageability

The result is a fiber patching system that is easy to deploy, operate and maintain, while ensuring maximum uptime, uninterrupted availability and superior performance – whether in the data center, LAN backbone or storage area network (SAN). The system's modular design provides optimal flexibility and scalability to “future proof” your investment and to provide a low total cost of ownership when compared with other fiber patching systems.

### FiberExpress Ultra Patch Panels

FiberExpress Ultra Patch Panels provide ultra high density connection while facilitating cable routing and patch cord management. Available in Rack-mount and Wall-mount versions, the Patch Panels are totally modular and scalable to accommodate future fiber build-out. Wall-mount version accommodates two (2) Frames or Cassettes for a maximum capacity of 48 fibers (LC or MT-RJ). Rack-mount version is available in two sizes: 1U and 4U. 1U unit accommodates four (4) Frames or Cassettes for a maximum of 96 fibers (LC or MT-RJ); 4U unit accommodates 12 Frames or Cassettes for a maximum of 288 fibers (LC or MT-RJ).

### FiberExpress Ultra Bezels and Frames

FiberExpress Ultra Frames – typically preloaded with Bezels – provide streamlined patch cord management and optimal design flexibility and single- or dual-connector options. A unique

(patent pending) mechanism allows the Bezel to slide out 1-inch (2.5 cm) from the frame, providing easy connector access and patch cord management. Available in a wide variety of connector types, in both multimode and single-mode versions, and in the newly recognized TIA/EIA multimode colors. The Bezels and Frames can be easily inserted or removed from the panel for enhanced maintenance capabilities. Each Frame can accommodate a maximum of six (6) Bezels. Frames with pigtails come loaded with connector Bezels and 2-meter pigtails.


### FiberExpress Ultra Pre-terminated Cassettes

FiberExpress Ultra Cassettes comes fully loaded with connector Bezels and pre-terminated with MPO connection(s) at the rear of the Cassette. In combination with the Bezels and the 1-inch pull-out feature, the Cassette provides easy connection access. Cassettes can also be easily inserted or removed from the Patch Panels for enhanced maintenance capabilities. The Cassette's rear assembly and cover is available separately to provide additional installation capability.

### FiberExpress Ultra Splice Tray Kits and Enclosures

FiberExpress Ultra Splice Tray Kits offer splicing solutions that support, protect and organize optical fibers to make splicing faster, easier to perform, more secure and error-free. Available in three sizes: each Splice Tray Kit contains one (1) organizer tray, fiber support and connection tubes, cable ties and identification markers. The Kits feature rugged 20-gauge steel construction and a Lexan cover.

The Splice Enclosures provide a convenient area for bonding, grounding and termination of the cables, while maintaining the proper bend radius and intuitive cable routing. Available in Rack- and Wall-mount versions, they come equipped with all the hardware necessary to organize and protect cables and splices.



AX103267, FiberExpress Ultra 4U Rack Mount Patch Panel



AX103928, FiberExpress Ultra Stackable Wall-mount Patch Panel



FiberExpress Ultra Wall-mount Patch Panel with Spacer




AX103143, FiberExpress Ultra 1U Patch Panel

## FiberExpress Ultra Patch Panels


Wall- and Rack-Mount Patch Panels, Bezels, Frames, Cassettes, Splice Tray Kits and Enclosures (continued)



AX103910, FiberExpress Ultra 4U 23" Extension Mounting Brackets



AX103272, FiberExpress Ultra Patch Cord Management Brackets



AX103916, FiberExpress Ultra Empty Frame



FiberExpress Ultra Frame with Pigtailed

| Description | Belden Part Number |
|-------------|--------------------|
|-------------|--------------------|

### FiberExpress Ultra System

#### Rack-mount Patch Panels/Components

|                                       |          |
|---------------------------------------|----------|
| 1U Patch Panel, 19", Black            | AX103143 |
| 4U Patch Panel, 19", Black            | AX103267 |
| 4U 23" Extension Brackets, Black      | AX103910 |
| Patch Cord Management Brackets, Black | AX103272 |
| 1U Patch Cord Cover                   | AX103915 |

#### Wall-mount Patch Panels/Components

|                              |          |
|------------------------------|----------|
| Stackable Patch Panel, Black | AX103928 |
| 2-inch Spacer, Black         | AX103932 |
| Door Lock Kit                | AX103934 |

| Description | Belden Part Number      |                       |                       |                           |
|-------------|-------------------------|-----------------------|-----------------------|---------------------------|
|             | Multimode, OM1, 62.5 μm | Multimode, OM2, 50 μm | Multimode, OM3, 50 μm | Single-mode Enhanced, OS2 |

### FiberExpress Ultra System

#### Frames - ST Type, SC Simplex, SC Duplex, LC Duplex, MT-RJ, FC

|  |          |          |          |          |
|--|----------|----------|----------|----------|
| ST Type, 6 fibers                        | AX103382 | -        | -        | AX103467 |
| ST Type, 12 fibers                       | AX103403 | -        | -        | AX103493 |
| SC Simplex, 6 fibers                     | AX103383 | AX103439 | AX103453 | AX103468 |
| SC Simplex w/shutter, 6 fibers           | AX103384 | AX103440 | AX103454 | AX103469 |
| SC Simplex, 12 fibers                    | AX103404 | AX103445 | AX103459 | AX103494 |
| SC Duplex, 6 fibers                      | AX103385 | AX103441 | AX103455 | AX103470 |
| SC Duplex w/shutter, 6 fibers            | AX103386 | AX103442 | AX103456 | AX103471 |
| SC Duplex, 12 fibers                     | AX103406 | AX103447 | AX103461 | AX103496 |
| LC Duplex, 6 fibers                      | AX103387 | AX103443 | AX103457 | AX103476 |
| LC Duplex w/shutter, 6 fibers            | AX103388 | AX103444 | AX103458 | AX103477 |
| LC Duplex, 12 fibers                     | AX103408 | AX103449 | AX103463 | AX103502 |
| LC Duplex w/shutter, 12 fibers           | AX103409 | AX103450 | AX103464 | AX103503 |
| LC Duplex, 24 fibers                     | AX103424 | AX103451 | AX103465 | AX103519 |
| MT-RJ, 6 fibers                          | AX103389 | -        | -        | AX103859 |
| MT-RJ, 12 fibers                         | AX103410 | -        | -        | AX103860 |
| MT-RJ, 24 fibers                         | AX103426 | -        | -        | AX103861 |
| FC, 6 fibers                             | AX103390 | -        | -        | AX103480 |
| FC, 12 fibers                            | AX103411 | -        | -        | AX103506 |
| Frame w/6 blanks                         |          | AX103862 |          |          |
| Frame, empty                             |          | AX103916 |          |          |
| Cassette Rear Assembly                   |          | AX103917 |          |          |
| Universal Frame w/Cassette Rear Assembly |          | AX103918 |          |          |



## FiberExpress Ultra Patch Panels

Wall- and Rack-Mount Patch Panels, Bezels, Frames, Cassettes, Splice Tray Kits and Enclosures (continued)

| Description | Belden Part Number<br>Single-mode Enhanced, OS2 |
|-------------|---|
|-------------|---|

### FiberExpress Ultra System

#### Frames - SP APC Simplex, SC APC Duplex, LC APC

|                                    |          |
|------------------------------------|----------|
| SC APSC APC Simplex, 6 fibers      | AX103472 |
| SC APC Simplex w/shutter, 6 fibers | AX103473 |
| SC APC Simplex, 12 fibers          | AX103498 |
| SC APC Duplex, 6 fibers            | AX103474 |
| SC APC Duplex w/shutter, 6 fibers  | AX103475 |
| SC APC Duplex, 12 fibers           | AX103500 |
| LC APC Duplex, 6 fibers            | AX103478 |
| LC APC Duplex w/shutter, 6 fibers  | AX103479 |
| LC APC Duplex, 12 fibers           | AX103504 |
| LC APC Duplex w/shutter, 12 fibers | AX103505 |
| LC APC Duplex, 24 fibers           | AX103521 |



AX103424, FiberExpress Ultra Loaded Frame



AX103283, FiberExpress Ultra Bezel

| Description | Belden Part Number      |                       |                       |                           |
|-------------|-------------------------|-----------------------|-----------------------|---------------------------|
|             | Multimode, OM1, 62.5 μm | Multimode, OM2, 50 μm | Multimode, OM3, 50 μm | Single-mode Enhanced, OS2 |


### FiberExpress Ultra System

#### Frames w/pigtails - SC Simplex, SC Duplex, LC Duplex

|   |          |          |          |          |
|---|----------|----------|----------|----------|
| SC Simplex w/pigtails, 6 fibers           | AX103535 | AX103549 | AX103563 | AX103591 |
| SC Simplex w/shutter & pigtails, 6 fibers | AX103536 | AX103550 | AX103564 | AX103592 |
| SC Simplex w/pigtails, 12 fibers          | AX103541 | AX103555 | AX103569 | AX103603 |
| SC Duplex w/pigtails, 6 fibers            | AX103537 | AX103551 | AX103565 | AX103593 |
| SC Duplex w/shutter & pigtails, 6 fibers  | AX103538 | AX103552 | AX103566 | AX103594 |
| SC Duplex w/pigtails, 12 fibers           | AX103543 | AX103557 | AX103571 | AX103605 |
| LC Duplex w/pigtails, 6 fibers            | AX103539 | AX103553 | AX103567 | AX103599 |
| LC Duplex w/shutter & pigtails, 6 fibers  | AX103540 | AX103554 | AX103568 | AX103600 |
| LC Duplex w/pigtails, 12 fibers           | AX103545 | AX103559 | AX103573 | AX103611 |
| LC Duplex w/shutter & pigtails, 12 fibers | AX103546 | AX103560 | AX103574 | AX103612 |
| LC Duplex w/pigtails, 24 fibers           | AX103547 | AX103561 | AX103575 | AX103615 |



AX103683, FiberExpress Ultra Cassette



AX103912, FiberExpress Ultra 8" Splice Tray Kit

**FiberExpress Ultra Patch Panels**

Wall- and Rack-Mount Patch Panels, Bezels, Frames, Cassettes, Splice Tray Kits and Enclosures (continued)

| Description   | Belden Part Number<br>Single-mode Enhanced, OS2 |
|---|---|
| <b>FiberExpress Ultra System</b>  |   |
| <b>Frames w/pigtails - SC APC Simplex, SC APC Duplex, LC APC Duplex</b> |   |
| SC APC Simplex w/pigtails, 6 fibers                                     | AX103595  |
| SC APC Simplex w/shutter & pigtails, 6 fibers                           | AX103596  |
| SC APC Simplex w/pigtails, 12 fibers                                    | AX103607  |
| SC APC Duplex w/pigtails, 6 fibers                                      | AX103597  |
| SC APC Duplex w/shutter & pigtails, 6 fibers                            | AX103598  |
| SC APC Duplex w/pigtails, 12 fibers                                     | AX103609  |
| LC APC Duplex w/pigtails, 6 fibers                                      | AX103601  |
| LC APC Duplex w/shutter & pigtails, 6 fibers                            | AX103602  |
| LC APC Duplex w/pigtails, 12 fibers                                     | AX103613  |
| LC APC Duplex w/shutter & pigtails, 12 fibers                           | AX103614  |
| LC APC Duplex w/pigtails, 24 fibers                                     | AX103617  |

## FiberExpress Ultra Patch Panels

Wall- and Rack-Mount Patch Panels, Bezels, Frames, Cassettes, Splice Tray Kits and Enclosures (continued)

| Description | Belden Part Number                 |                                  |                                  |                           |
|-------------|------------------------------------|----------------------------------|----------------------------------|---------------------------|
|             | Multimode, OM1, 62.5 $\mu\text{m}$ | Multimode, OM2, 50 $\mu\text{m}$ | Multimode, OM3, 50 $\mu\text{m}$ | Single-mode Enhanced, OS2 |

### FiberExpress Ultra System

| Bezels - ST Type, SC Simplex, SC Duplex, LC Duplex, MT-RJ, FC Simplex |          |          |          |          |
|---|----------|----------|----------|----------|
| ST Type, 1-adapter  | AX103276 | -        | -        | AX103332 |
| ST Type, 2-adapter  | AX103277 | -        | -        | AX103333 |
| SC Simplex, 1-adapter   | AX103278 | AX103316 | AX103324 | AX103334 |
| SC Simplex w/shutter, 1-adapter                                       | AX103279 | AX103317 | AX103325 | AX103335 |
| SC Simplex, 2-adapter   | AX103853 | AX103854 | AX103855 | AX103342 |
| SC Duplex, 1-adapter  | AX103280 | AX103318 | AX103326 | AX103336 |
| LC Duplex, 1-adapter  | AX103282 | AX103320 | AX103328 | AX103346 |
| LC Duplex, 2-adapter  | AX103283 | AX103322 | AX103330 | AX103350 |
| LC Duplex w/shutter, 1-adapter  | AX103284 | AX103321 | AX103329 | AX103347 |
| MT-RJ , 1 adapter   | AX103286 | -        | -        | AX103354 |
| MT-RJ , 2 adapter   | AX103287 | -        | -        | AX103355 |
| FC Simplex, 1-adapter   | AX103288 | -        | -        | AX103356 |
| FC Simplex, 2-adapter   | AX103289 | -        | -        | AX103357 |
| MPO, 1-adapter  | AX103290 |          |          |          |
| Blank   | AX103291 |          |          |          |

| Description | Belden Part Number<br>Single-mode Enhanced, OS2 |
|-------------|---|
|-------------|---|

### FiberExpress Ultra System

| Bezels - SC APC Simplex, SC APC Duplex, LC APC Duplex |          |
|---|----------|
| SC APC Simplex, 1-adapter                             | AX103338 |
| SC APC Simplex w/shutter, 1-adapter                   | AX103339 |
| SC APC Simplex, 2-adapter                             | AX103344 |
| SC APC Duplex, 1-adapter                              | AX103340 |
| LC APC Duplex, 1-adapter                              | AX103348 |
| LC APC Duplex w/shutter, 1-adapter                    | AX103349 |
| LC APC Duplex, 2-adapter                              | AX103352 |

**FiberExpress Ultra Patch Panels**

Wall- and Rack-Mount Patch Panels, Bezels, Frames, Cassettes, Splice Tray Kits and Enclosures (continued)

| Description | Belden Part Number      |                       |                       |                           |
|-------------|-------------------------|-----------------------|-----------------------|---------------------------|
|             | Multimode, OM1, 62.5 μm | Multimode, OM2, 50 μm | Multimode, OM3, 50 μm | Single-mode Enhanced, OS2 |

**FiberExpress Ultra System**

| <b>Cassettes</b>                   |          |          |          |          |
|------------------------------------|----------|----------|----------|----------|
| ST-MPO, 6 fibers                   | AX103619 | AX103673 | AX103691 | AX103799 |
| ST-MPO, 12 fibers                  | AX103638 | AX103680 | AX103710 | AX103818 |
| SC Duplex-MPO, 6 fibers            | AX103620 | AX103674 | AX103692 | AX103800 |
| SC Duplex w/shutter-MPO, 6 fibers  | AX103621 | AX103675 | AX103693 | AX103801 |
| SC Duplex-MPO, 12 fibers           | AX103639 | AX103681 | AX103711 | AX103819 |
| LC Duplex-MPO, 6 fibers            | AX103622 | AX103676 | AX103694 | AX103802 |
| LC Duplex w/shutter-MPO, 6 fibers  | AX103623 | AX103677 | AX103695 | AX103803 |
| LC Duplex-MPO, 12 fibers           | AX103641 | AX103683 | AX103713 | AX103821 |
| LC Duplex w/shutter-MPO, 12 fibers | AX103642 | AX103684 | AX103714 | AX103822 |
| LC Duplex-MPO, 24 fibers           | AX103657 | AX103687 | AX103729 | AX103837 |
| MT-RJ(M)-MPO, 6 fibers             | AX103625 | AX103679 | AX103697 | AX103805 |
| MT-RJ(M)-MPO, 12 fibers            | AX103644 | AX103686 | AX103716 | AX103824 |
| MT-RJ(M)-MPO, 24 fibers            | AX103660 | AX103690 | AX103732 | AX103840 |


## FiberExpress Ultra Patch Panels

Wall- and Rack-Mount Patch Panels, Bezels, Frames, Cassettes, Splice Tray Kits and Enclosures (continued)

| Description                                   | Belden Part Number |
|---|--------------------|
| <b>FiberExpress Ultra System</b>              |                    |
| <b>Wall- and Rack-mount Splice Enclosures</b> |                    |
| Wall-mount Splice Enclosure, Black            | AX103930           |
| Rack-mount Splice Enclosure, 4U, Black        | AX103900           |
| <b>Splice Kits/Lock</b>                       |                    |
| 8" Splice Tray Kit                            | AX103912           |
| 10" Splice Tray Kit                           | AX103913           |
| 12" Splice Tray Kit                           | AX103914           |
| Lock (for Wall-mount Splice Enclosure)        | AX103934           |
| Patch Panel and Splice Enclosure Flex Kit     | AX104002           |



AX103930, FiberExpress Ultra Wall-mount Splice Enclosure



AX103900, FiberExpress Ultra Rack-mount Enclosure (with Splice Tray Caddy), 4U


## FiberExpress Manager



AX100935, FiberExpress Manager Shelf

### FiberExpress Manager Shelf


FiberExpress Modules are rack-mounted using FiberExpress Manager Shelves. The shelves provide the total system with extra high connection density while facilitating cable routing and patch cord management. For 19- or 23-inch rack: 19 in. shelf holds up to 12 modules; 23 in. shelf holds up to 16 modules.



AX101943, FiberExpress Manager 1U Rack Mount Patch Panel

### FiberExpress Manager 1U


The FiberExpress Manager 1U Rack Mount Patch Panel is a low-cost, compact assembly designed for interconnection or splicing of optical fiber cables, using up to three FiberExpress Manager Modules. The low-profile design minimizes rack space to only 45 mm (1.75 in.). An optional FiberExpress Manager 1U Cable Management Accessory is also available.



AX102032, FiberExpress Manager 1U Cable Management Accessory



AX100945, Flex Kit



AX101098, Splice Holder Kit

### FiberExpress Manager Connector Module

The Connector Module is the basic building block of the FiberExpress Manager. It is designed with a unique release mechanism that allows it to slide from the shelf like a PC card, easing management of patch cords.

The Flex Kit contains tubes and manifolds designed to split cables into individual fiber strands, and is suitable for 6 fibers up to 12 fibers. It is necessary for use with loose tube cables or when the fiber cable count does not match the number of connections in the FiberExpress Manager Connector Module. The Flex Kit tubes help to maintain proper fiber bend radius. One kit is required per 12 modules (one 19 in. shelf).

A Splice Holder Kit can be used to hold fusion or mechanical splices. Each splice holder can handle up to 6 splices.

| Description   | Belden Part Number |
|---|--------------------|
| <b>FiberExpress Manager</b>                         |                    |
| Shelf, 23 in., 10.9 kg (24 lb)                      | AX100935           |
| Shelf, 19 in., 8.2 kg (18 lb)                       | AX101085           |
| 1U, Rack Mount Patch Panel, 19 in., 5 kg (11 lb)    | AX101943           |
| 1U, Cable Management Accessory, 19 in., 1 kg (2 lb) | AX102032           |
| Flex Kit  | AX100945           |
| Splice Holder Kit                                   | AX101098           |

## FiberExpress Manager

| Description | Belden Part Number |
|-------------|--------------------|
|-------------|--------------------|


### FiberExpress Manager

| FiberExpress Manager Connector Module                              |          |
|--|----------|
| Metal Sleeve, Multimode, ST Type, 6 fibers                         | AX101089 |
| Metal Sleeve, Multimode, SC Duplex, 6 fibers                       | AX101092 |
| Zirconia Ceramic, Single-mode, ST Type, 6 fibers                   | AX100936 |
| Zirconia Ceramic, Single-mode, SC Simplex, 6 fibers                | AX100943 |
| Zirconia Ceramic, Single-mode, SC Duplex, 6 fibers                 | AX100944 |
| Metal Sleeve, Multimode, ST Type, 12 fibers                        | AX101187 |
| Metal Sleeve, Multimode, SC Duplex, 12 fibers                      | AX101714 |
| Metal Sleeve, Multimode, SC Duplex (ST in), 12 fibers              | AX101120 |
| Metal Sleeve, Multimode, LC, 12 fibers                             | AX101528 |
| Zirconia Ceramic, Single-mode, ST Type, 12 fibers                  | AX101186 |
| Zirconia Ceramic, Single-mode, SC Duplex, 12 fibers                | AX101713 |
| Zirconia Ceramic, Single-mode, SC Duplex (ST in), 12 fibers        | AX101119 |
| Zirconia Ceramic, Single-mode, LC, 12 fibers                       | AX101527 |
| Zirconia Ceramic, Single-mode, SC Duplex, 12 UPC pigtails          | AX101715 |
| Metal Sleeve, Multimode, LC, 24 fibers                             | AX102306 |
| Zirconia Ceramic, Single-mode, LC, 24 fibers                       | AX102305 |
| Zirconia Ceramic, Single-mode/Multimode, FC, 6 fibers              | AX100937 |
| Multimode 62.5 $\mu\text{m}$ , MPO(m)-ST Type, 12 pre-terminated   | AX101189 |
| Multimode 62.5 $\mu\text{m}$ , MPO(m)-SC Duplex, 12 pre-terminated | AX101091 |
| Multimode 62.5 $\mu\text{m}$ , MPO(m)-MT-RJ(m), 12 pre-terminated  | AX101525 |
| Multimode 62.5 $\mu\text{m}$ , MPO(m)-LC, 12 pre-terminated        | AX101530 |
| Multimode 62.5 $\mu\text{m}$ , MPO(m)-LC, 24 pre-terminated        | AX102309 |
| Multimode 50 $\mu\text{m}$ , MPO(m)-ST Type, 12 pre-terminated     | AX101190 |
| Multimode 50 $\mu\text{m}$ , MPO(m)-SC Duplex, 12 pre-terminated   | AX101114 |
| Multimode 50 $\mu\text{m}$ , MPO(m)-MT-RJ(m), 12 pre-terminated    | AX101526 |
| Multimode 50 $\mu\text{m}$ , MPO(m)-LC, 12 pre-terminated          | AX101531 |
| Multimode 50 $\mu\text{m}$ , MPO(m)-LC, 24 pre-terminated          | AX102308 |
| Single-mode, MPO(m)-ST Type, 12 pre-terminated                     | AX101188 |
| Single-mode, MPO(m)-SC Duplex, 12 pre-terminated                   | AX101090 |
| Single-mode, MPO(m)-MT-RJ(m), 12 pre-terminated                    | AX101524 |
| Single-mode, MPO(m)-LC, 12 pre-terminated                          | AX101529 |
| Single-mode, MPO(m)-LC, 24 pre-terminated                          | AX102307 |
| MT-RJ, Beige, Multimode, FC, 12 fibers                             | AX101096 |
| MT-RJ, Blue, Single-mode, FC, 12 fibers                            | AX101581 |




AX101525, Connector Module Pre-terminated MPO-MT-RJ

**FiberExpress Patch Panels**  
Rack-Mount Patch Panels



AX100041, FiberExpress 12/24 Port (1U) Rack-Mount Patch Panel



AX100068, FiberExpress 24/48 Port (2U) Rack-Mount Patch Panel



AX100077, FiberExpress (3U) Rack-Mount Patch Panel



AX100116, FiberExpress 48/96 Port (4U) Rack-Mount Patch Panel

The *FiberExpress* 1U Rack-Mount Patch Panels are equipped with a special hinge that allows easy access to the rear of the patch panel without disturbing the optical fiber cable. A specially designed front panel allows connector protection and easy routing of optical fiber patch cords. The *FiberExpress* Rack-Mount Patch Panels are also compatible with our 203 mm (8 in.) Splice Organizer Trays. This allows the optical fiber cable to be either terminated with fiber single-ended patch cords or field-installable connectors. The patch panels can be used with ST Type, SC, 568SC, FC, LC or MT-RJ adapters strips (ordered separately).

The *FiberExpress* 1U Rack-Mount Patch Panel is a low-cost, compact assembly designed for interconnection or splicing of optical fiber cables, from 12 up to 48 fibers if MT-RJ or LC double density adapter strips are used. The low-profile design minimizes rack space to only 45 mm (1.75 in.). An optional smoked Plexiglass front cover is also available.

The *FiberExpress* 4U Rack-Mount Patch Panel is an economical solution for the protection of optical fiber terminations and splices, up to 192 optical fibers if using MT-RJ or LC connectors. The connector panel, accepting the Universal Adapter Strips, is located inside the enclosure and swings out (left or right) to give easy access to the cable and splices.

The *FiberExpress* 4U Rack-Mount Patch Panel is a compact enclosure for the interconnection or splicing of optical fiber cables. The low-profile

design minimizes required rack space to 178 mm (7 in.). It can be used with ST Type, SC, 568SC, MT-RJ, LC and FC adapter strips (ordered separately).

The *FiberExpress* 2U Rack-Mount Patch Panel offers a high fiber capacity, 96 fibers if using double density MT-RJ or LC adapter strips. The *FiberExpress* 2U comes equipped with a smoked Plexiglass front cover that protects fiber connections while allowing for quick visual inspection.

The *FiberExpress* 3U Rack-Mount Patch Panel can accommodate up to 96 optical fiber connections using MT-RJ or LC connectors. The connector panel is mounted on a sliding drawer for easy access to the back side (cable side) of the panel. The *FiberExpress* 3U Rack-Mount Patch Panel can be used with either optical fiber single-ended patch cords or field-installable connectors. If optical single-ended patch cords are to be used, organizer trays are easily accessible via the removable front access pull-out drawer. (Trays must be ordered separately.)

The *FiberExpress* 3U Rack Mount Patch Panel is a compact enclosure for the cross-connection, interconnection or splicing of optical fiber cables. The low-profile design minimizes required rack space to 127 mm (5 in.). It is compatible with ST Type, SC, 568SC, MT-RJ, LC and FC adapter strips (ordered separately).

| Description | Belden Part Number |
|-------------|--------------------|
|-------------|--------------------|

**FiberExpress Patch Panels**

| Rack Mount Panels          |          |
|----------------------------|----------|
| Rack-Mount Patch Panel 1U* | AX100041 |
| Rack-Mount Patch Panel 2U* | AX100068 |
| Rack-Mount Patch Panel 3U  | AX100077 |
| Rack-Mount Patch Panel 4U  | AX100116 |

If Single-ended patch cords are to be spliced to the fiber cable, don't forget to order Splice Organizer Trays or Kits. Both these and the Universal Adapter Strips can be ordered in the *FiberExpress* Accessories section.

\*IMPORTANT: The *FiberExpress* 1U accepts two (2) 203 mm (8 in.) splice trays. The 2U accepts four (4) 203 mm (8 in.) splice trays.



## FiberExpress Patch Panels

Rack-Mount Accessories and Wall-Mount Patch Panels

### FiberExpress Rack-Mount Patch Panels 1U and 2U Accessories

The accessories provide additional panel mounting flexibility for racks, cabinets and cable entry.

| Description | Belden Part Number |
|-------------|--------------------|
|-------------|--------------------|

#### FiberExpress Patch Panels

##### Rack Mount Accessories (1U and 2U)

|   |                 |
|---|-----------------|
| 127 mm (5 in.) Universal Offset Bracket Kit:<br>for 19 in. and 23 in. racks (1U), Black | <b>AX101799</b> |
| for 19 in. and 23 in. racks (2U), Black   | <b>AX101797</b> |
| 23 in. Universal extension bracket, Black   | <b>AX101801</b> |
| Right side cable entry bracket (1U), Black  | <b>AX100046</b> |
| Right side cable entry bracket (2U), Black  | <b>AX100073</b> |
| Front Cover (1U), Smoked Plexiglass   | <b>AX100045</b> |

### FiberExpress Wall-Mount Patch Panel

The FiberExpress Wall-Mount Patch Panel Series is an economical solution for the protection of optical fiber terminations and splices in hostile environments.

Using the FiberExpress Universal Adapter Strips (ordered separately), the Wall-Mount Patch Panels allow for flexible and customized patch panel

design. They are compatible with most industry standard connections: ST Type, SC, 568SC, MT-RJ, LC and FC.

The FiberExpress Wall Mount Patch Panels have an ergonomic design, rugged construction and compact assemblies to effectively protect your optical fiber terminations and splices.


| Description | Belden Part Number |
|-------------|--------------------|
|-------------|--------------------|

#### FiberExpress Patch Panels

##### Wall-Mount

|               |                 |
|---------------|-----------------|
| Small, Black  | <b>AX100495</b> |
| Medium, Black | <b>AX100540</b> |
| Large, Black  | <b>AX100542</b> |

If optical Single-ended patch cords are to be spliced to the fiber cable, don't forget to order Splice Organizer Trays or Kits in FiberExpress Accessories section. Universal Adapter Strips can be ordered in FiberExpress Patch Panels section.




AX101799, 127 mm (5 in.) Universal Offset Bracket Kit, for 19 in. and 23 in. Racks 1U



AX100046, Right Side Cable Entry Bracket for 1U



AX101801, 23 in. Rack Universal Extension Bracket for 1U and 2U



AX100045, Front Cover for 1U



AX100495, Small Wall Mount




AX100540, Medium Wall Mount



AX100542, Large Wall Mount

**FiberExpress Accessories for FiberExpress Patch Panels**


Universal Optical Fiber Adapter Strips and Accessories



AX101729, Adapters loaded with 6 LC Duplex



AX100094, Adapters loaded with 3 SC Duplex



AX100066, Blank Strip

**Optical Fiber Adapter Strips**

Universal Optical Fiber Adapter Strips are pre-loaded with six (single density) or 12 (double density) adapter sleeves. Two types of adapter sleeves are available: Phosphor Bronze and Zirconia Ceramic. Adapter sleeves are used as the connecting interface between two optical fiber connectors.

A Blank Adapter Strip is also available and can be used with any FiberExpress Patch Panel to fill in unused adapter strip openings.

**Optical Fiber Accessories**

Optical Fiber Splice Organizer Kits provide the accessories necessary for installing the FiberExpress Patch Panels, as well as other fiber terminals that accommodate the standard Belden organizer tray.

| Description | Belden Part Number         |                               |
|-------------|----------------------------|-------------------------------|
|             | Phosphor Bronze, Multimode | Zirconia Ceramic, Single-mode |

**FiberExpress Optical Fiber Adapter Strips**

| <b>Single Density, Black</b>                       |          |          |
|--|----------|----------|
| Loaded with 6 ST Type Adapters                     | AX100088 | AX100534 |
| Loaded with 3 SC Duplex Adapters                   | AX100094 | AX101407 |
| Loaded with 6 SC Simplex Adapters                  | AX100092 | AX100538 |
| Loaded with 6 LC Duplex Adapters                   | AX101729 | AX101731 |
| Loaded with 6 FC Adapters, Multimode/Single-mode   | AX100536 |          |
| MT-RJ, loaded with 6 MT-RJ, Multimode/Single-mode  | AX101115 |          |
| <b>Double Density, Black</b>                       |          |          |
| Loaded with 12 ST Type Adapters                    | AX100080 | AX100528 |
| Loaded with 6 SC Duplex Adapters                   | AX100098 | AX101409 |
| Loaded with 12 SC Simplex Adapters                 | AX100084 | AX100532 |
| Loaded with 12 LC Duplex Adapters                  | AX101741 | AX101743 |
| Loaded with 12 FC Adapters, Multimode/Single-mode  | AX100530 |          |
| MT-RJ, loaded with 12 MT-RJ, Multimode/Single-mode | AX101117 |          |
| <b>Blank Strip</b>                                 |          |          |
| Black  | AX100066 |          |

Fiber Express Accessories for Fiber Express Patch Panels  
 Universal Optical Fiber Adapter Strips and Accessories (continued)

| Description   | Belden Part Number |
|---|--------------------|
| <b>Optical Fiber Splice Organizer Kit</b>                   |                    |
| Splice kit, tray, 203 mm (8 in.)                            | <b>A0649869</b>    |
| Splice kit, tray, 305 mm (12 in.)                           | <b>A0318904</b>    |
| <b>Optical Fiber Splice Tray</b>                            |                    |
| Fusion, 203 mm (8 in.)                                      | <b>A0335015</b>    |
| Fusion, 305 mm (12 in.)                                     | <b>A0316446</b>    |
| Universal (mechanical or fusion), 203 mm (8 in.)            | <b>AX1 00079</b>   |
| Universal (mechanical or fusion), 305 mm (12 in.)           | <b>A0394328</b>    |
| Tray Cover, 203 mm (8 in.)                                  | <b>A0394331</b>    |
| Tray Cover, 305 mm (12 in.)                                 | <b>A0394330</b>    |
| Fusion Splice Protection 250 $\mu$ m to 250 $\mu$ m, Yellow | <b>AX1 01169</b>   |
| Fusion Splice Protection 900 $\mu$ m to 250 $\mu$ m, Blue   | <b>AX1 01170</b>   |
| Fusion Splice Protection 900 $\mu$ m to 900 $\mu$ m, Green  | <b>AX1 01171</b>   |



A0649869, Optical Fiber Splice Organizer Kits and Trays

## FiberExpress Secure/Keyed LC System


Adapter Modules, Adapter Strips, Patch Cords, Pigtails, FiberExpress Manager Modules and Optimax Field-Installable Connectors




AX103034, FiberExpress Secure/Keyed LC Manager Module



AX102089, FiberExpress Secure/Keyed LC Adapter Module



FiberExpress Secure/Keyed LC System



AX102120, FiberExpress Secure/Keyed LC Adapter Strip



AX102197, FiberExpress Secure/Keyed LC Optimax Connector

### FiberExpress Secure/Keyed LC System

The FiberExpress Secure/Keyed LC System allows for physical segregation of networks segments in secure fiber cabling infrastructures. All Secure/ Keyed LC products are available with 12 different keying options each carrying a different color to facilitate network administration. The keying detail inside the connector is totally tamper-resistant and cannot be reproduced inside a standard LC connector to violate the network security. All products comply with the FOClS 10 standard and optical performance exceeds all industry standards for SFF connectors.

The Secure/Keyed LC Adapter Modules and Adapter Strips can be used in all mounting hardware for workstation area, Consolidation Point or Telecom Room applications.

The Secure/Keyed LC Patch Cords and Pigtails are offered in Multimode 62.5 μm (OM1), 50 μm (OM2) and laser-optimized 50 μm (OM3) for the

most demanding network performance. The Secure/Keyed LC FiberExpress Manager Modules can be used in 19- and 23-inch FiberExpress Manager Shelves to provide a high-density management system of up to 1920 terminated fibers per rack. The Secure/Keyed LC FiberExpress Ultra Frames, Bezels and Cassettes can be used with the FiberExpress Ultra Rack- and Wall-mount Patch Panels to provide a high-density patching system that is easy to deploy, operate and maintain, while ensuring maximum uptime, uninterrupted availability and superior performance.

The Secure/Keyed LC Optimax Field Installable Connectors are available in Multimode 50 μm laser-optimized and 62.5 μm fiber versions. They are high-quality connectors that use a ceramic ferrule with a physical contact (PC) polish for Multimode connectors.

| Description                                   | Belden Part Number |
|---|--------------------|
| <b>FiberExpress Secure/Keyed LC System</b>    |                    |
| <b>Duplex Adapter Modules, Keystone-style</b> |                    |
| LC Key1, Red                                  | AX102422           |
| LC Key2, Green                                | AX102423           |
| LC Key3, Yellow                               | AX102424           |
| LC Key4, Black                                | AX102425           |
| LC Key5, Orange                               | AX102426           |
| LC Key6, Blue                                 | AX102427           |
| LC Key7, Violet                               | AX103154           |
| LC Key8, Rose                                 | AX103155           |
| LC Key9, Aqua                                 | AX103156           |
| LC KeyA, Brown                                | AX103157           |
| LC KeyB, Slate                                | AX103158           |
| LC KeyC, White                                | AX103159           |

## FiberExpress Secure/Keyed LC System


Adapter Modules, Adapter Strips, Patch Cords, Pigtails, FiberExpress Manager Modules and Optimax Field-Installable Connectors (continued)

| Description | Belden Part Number |               |              |              |
|-------------|--------------------|---------------|--------------|--------------|
|             | Gray Holder        | Almond Holder | White Holder | Black Holder |

### FiberExpress Secure/Keyed LC System

#### Duplex Adapter Modules, MDVO-style

|                 |          |          |          |          |
|-----------------|----------|----------|----------|----------|
| LC Key1, Red    | AX102089 | AX102095 | AX102101 | AX102107 |
| LC Key2, Green  | AX102090 | AX102096 | AX102102 | AX102108 |
| LC Key3, Yellow | AX102091 | AX102097 | AX102103 | AX102109 |
| LC Key4, Black  | AX102092 | AX102098 | AX102104 | AX102110 |
| LC Key5, Orange | AX102093 | AX102099 | AX102105 | AX102111 |
| LC Key6, Blue   | AX102094 | AX102100 | AX102106 | AX102112 |
| LC Key7, Violet | AX103010 | AX103016 | AX103022 | AX103028 |
| LC Key8, Rose   | AX103011 | AX103017 | AX103023 | AX103029 |
| LC Key9, Aqua   | AX103012 | AX103018 | AX103024 | AX103030 |
| LC KeyA, Brown  | AX103013 | AX103019 | AX103025 | AX103031 |
| LC KeyB, Slate  | AX103014 | AX103020 | AX103026 | AX103032 |
| LC KeyC, White  | AX103015 | AX103021 | AX103027 | AX103033 |



Secured/Keyed LC FiberExpress Ultra Frame



Secured/Keyed LC FiberExpress Ultra Bezel

| Description | Belden Part Number |          |
|-------------|--------------------|----------|
|             | 12 Fiber           | 24 Fiber |

### FiberExpress Secure/Keyed LC System

#### Adapter Strips

|                 |          |          |
|-----------------|----------|----------|
| LC Key1, Red    | AX102119 | AX102125 |
| LC Key2, Green  | AX102120 | AX102126 |
| LC Key3, Yellow | AX102121 | AX102127 |
| LC Key4, Black  | AX102122 | AX102128 |
| LC Key5, Orange | AX102123 | AX102129 |
| LC Key6, Blue   | AX102124 | AX102130 |
| LC Key7, Violet | AX103046 | AX103052 |
| LC Key8, Rose   | AX103047 | AX103053 |
| LC Key9, Aqua   | AX103048 | AX103054 |
| LC KeyA, Brown  | AX103049 | AX103055 |
| LC KeyB, Slate  | AX103050 | AX103056 |
| LC KeyC, White  | AX103051 | AX103057 |



Secured/Keyed LC FiberExpress Ultra Cassette

### FiberExpress Secure/Keyed LC System

Adapter Modules, Adapter Strips, Patch Cords, Pigtails, FiberExpress Manager Modules and Optimax Field-Installable Connectors (continued)

| Description  | Belden Part Number |              |              |
|--|--------------------|--------------|--------------|
|  | 2 m (6 ft.)        | 3 m (10 ft.) | 5 m (16 ft.) |
| <b>Secure/Keyed FiberExpress LC Duplex Patch Cords</b> (continued) |                    |              |              |
| <b>KeyX-KeyX Multimode, OM1, 62.5 μm</b>                           |                    |              |              |
| LC Key1-Key1, Red  | AX201365           | AX201371     | AX201377     |
| LC Key2-Key2, Green  | AX201366           | AX201372     | AX201378     |
| LC Key3-Key3, Yellow   | AX201367           | AX201373     | AX201379     |
| LC Key4-Key4, Black  | AX201368           | AX201374     | AX201380     |
| LC Key5-Key5, Orange   | AX201369           | AX201375     | AX201381     |
| LC Key6-Key6, Blue   | AX201370           | AX201376     | AX201382     |
| LC Key7-Key7, Violet   | AX202940           | AX202946     | AX202952     |
| LC Key8-Key8, Rose   | AX202941           | AX202947     | AX202953     |
| LC Key9-Key9, Aqua   | AX202942           | AX202948     | AX202954     |
| LC KeyA-KeyA, Brown  | AX202943           | AX202949     | AX202955     |
| LC KeyB-KeyB, Slate  | AX202944           | AX202950     | AX202956     |
| LC KeyC-KeyC, White  | AX202945           | AX202951     | AX202957     |
| <b>KeyX-KeyX Multimode, OM2, 50 μm</b>                             |                    |              |              |
| LC Key1-Key1, Red  | AX201383           | AX201389     | AX201395     |
| LC Key2-Key2, Green  | AX201384           | AX201390     | AX201396     |
| LC Key3-Key3, Yellow   | AX201385           | AX201391     | AX201397     |
| LC Key4-Key4, Black  | AX201386           | AX201392     | AX201398     |
| LC Key5-Key5, Orange   | AX201387           | AX201393     | AX201399     |
| LC Key6-Key6, Blue   | AX201388           | AX201394     | AX201400     |
| LC Key7-Key7, Violet   | AX202958           | AX202964     | AX202970     |
| LC Key8-Key8, Rose   | AX202959           | AX202965     | AX202971     |
| LC Key9-Key9, Aqua   | AX202960           | AX202966     | AX202972     |
| LC KeyA-KeyA, Brown  | AX202961           | AX202967     | AX202973     |
| LC KeyB-KeyB, Slate  | AX202962           | AX202968     | AX202974     |
| LC KeyC-KeyC, White  | AX202963           | AX202969     | AX202975     |
| <b>KeyX-KeyX Multimode, OM3, 50 μm</b>                             |                    |              |              |
| LC Key1-Key1, Red  | AX201401           | AX201407     | AX201413     |
| LC Key2-Key2, Green  | AX201402           | AX201408     | AX201414     |
| LC Key3-Key3, Yellow   | AX201403           | AX201409     | AX201415     |
| LC Key4-Key4, Black  | AX201404           | AX201410     | AX201416     |
| LC Key5-Key5, Orange   | AX201405           | AX201411     | AX201417     |
| LC Key6-Key6, Blue   | AX201406           | AX201412     | AX201418     |
| LC Key7-Key7, Violet   | AX202976           | AX202982     | AX202988     |
| LC Key8-Key8, Rose   | AX202977           | AX202983     | AX202989     |
| LC Key9-Key9, Aqua   | AX202978           | AX202984     | AX202990     |
| LC KeyA-KeyA, Brown  | AX202979           | AX202985     | AX202991     |
| LC KeyB-KeyB, Slate  | AX202980           | AX202986     | AX202992     |
| LC KeyC-KeyC, White  | AX202981           | AX202987     | AX202993     |

## FiberExpress Secure/Keyed LC System

Adapter Modules, Adapter Strips, Patch Cords, Pigtails, FiberExpress Manager Modules and Optimax Field-Installable Connectors (continued)

| Description | Belden Part Number |              |              |
|-------------|--------------------|--------------|--------------|
|             | 2 m (6 ft.)        | 3 m (10 ft.) | 5 m (16 ft.) |

### Secure/Keyed FiberExpress LC Duplex Hybrid Patch Cords (continued)

| <b>KeyX-LCD Multimode, OM1, 62.5 <math>\mu</math>m</b> |          |          |          |
|--|----------|----------|----------|
| LC Key1-LCD, Red                                       | AX201419 | AX201425 | AX201431 |
| LC Key2-LCD, Green                                     | AX201420 | AX201426 | AX201432 |
| LC Key3-LCD, Yellow                                    | AX201421 | AX201427 | AX201433 |
| LC Key4-LCD, Black                                     | AX201422 | AX201428 | AX201434 |
| LC Key5-LCD, Orange                                    | AX201423 | AX201429 | AX201435 |
| LC Key6-LCD, Blue                                      | AX201424 | AX201430 | AX201436 |
| LC Key7-LCD, Violet                                    | AX202994 | AX203000 | AX203006 |
| LC Key8-LCD, Rose                                      | AX202995 | AX203001 | AX203007 |
| LC Key9-LCD, Aqua                                      | AX202996 | AX203002 | AX203008 |
| LC KeyA-LCD, Brown                                     | AX202997 | AX203003 | AX203009 |
| LC KeyB-LCD, Slate                                     | AX202998 | AX203004 | AX203010 |
| LC KeyC-LCD, White                                     | AX202999 | AX203005 | AX203011 |
| <b>KeyX-LCD Multimode, OM2, 50 <math>\mu</math>m</b>   |          |          |          |
| LC Key1-LCD, Red                                       | AX201437 | AX201443 | AX201449 |
| LC Key2-LCD, Green                                     | AX201438 | AX201444 | AX201450 |
| LC Key3-LCD, Yellow                                    | AX201439 | AX201445 | AX201451 |
| LC Key4-LCD, Black                                     | AX201440 | AX201446 | AX201452 |
| LC Key5-LCD, Orange                                    | AX201441 | AX201447 | AX201453 |
| LC Key6-LCD, Blue                                      | AX201442 | AX201448 | AX201454 |
| LC Key7-LCD, Violet                                    | AX203012 | AX203018 | AX203024 |
| LC Key8-LCD, Rose                                      | AX203013 | AX203019 | AX203025 |
| LC Key9-LCD, Aqua                                      | AX203014 | AX203020 | AX203026 |
| LC KeyA-LCD, Brown                                     | AX203015 | AX203021 | AX203027 |
| LC KeyB-LCD, Slate                                     | AX203016 | AX203022 | AX203028 |
| LC KeyC-LCD, White                                     | AX203017 | AX203023 | AX203029 |
| <b>KeyX-LCD Multimode, OM3, 50 <math>\mu</math>m</b>   |          |          |          |
| LC Key1-LCD, Red                                       | AX201455 | AX201461 | AX201467 |
| LC Key2-LCD, Green                                     | AX201456 | AX201462 | AX201468 |
| LC Key3-LCD, Yellow                                    | AX201457 | AX201463 | AX201469 |
| LC Key4-LCD, Black                                     | AX201458 | AX201464 | AX201470 |
| LC Key5-LCD, Orange                                    | AX201459 | AX201465 | AX201471 |
| LC Key6-LCD, Blue                                      | AX201460 | AX201466 | AX201472 |
| LC Key7-LCD, Violet                                    | AX203030 | AX203036 | AX203042 |
| LC Key8-LCD, Rose                                      | AX203031 | AX203037 | AX203043 |
| LC Key9-LCD, Aqua                                      | AX203032 | AX203038 | AX203044 |
| LC KeyA-LCD, Brown                                     | AX203033 | AX203039 | AX203045 |
| LC KeyB-LCD, Slate                                     | AX203034 | AX203040 | AX203046 |
| LC KeyC-LCD, White                                     | AX203035 | AX203041 | AX203047 |

**FiberExpress Secure/Keyed LC System**

Adapter Modules, Adapter Strips, Patch Cords, Pigtails, FiberExpress Manager Modules and Optimax Field-Installable Connectors (continued)

| Description | Belden Part Number |              |              |
|-------------|--------------------|--------------|--------------|
|             | 2 m (6 ft.)        | 3 m (10 ft.) | 5 m (16 ft.) |

**Secure/Keyed FiberExpress LC Duplex Hybrid Patch Cords** (continued)

| <b>KeyX-SCD Multimode, OM1, 62.5 μm</b> |          |          |          |
|---|----------|----------|----------|
| LC Key1-SCD, Red                        | AX201473 | AX201479 | AX201485 |
| LC Key2-SCD, Green                      | AX201474 | AX201480 | AX201486 |
| LC Key3-SCD, Yellow                     | AX201475 | AX201481 | AX201487 |
| LC Key4-SCD, Black                      | AX201476 | AX201482 | AX201488 |
| LC Key5-SCD, Orange                     | AX201477 | AX201483 | AX201489 |
| LC Key6-SCD, Blue                       | AX201478 | AX201484 | AX201490 |
| LC Key7-SCD, Violet                     | AX203048 | AX203054 | AX203060 |
| LC Key8-SCD, Rose                       | AX203049 | AX203055 | AX203061 |
| LC Key9-SCD, Aqua                       | AX203050 | AX203056 | AX203062 |
| LC KeyA-SCD, Brown                      | AX203051 | AX203057 | AX203063 |
| LC KeyB-SCD, Slate                      | AX203052 | AX203058 | AX203064 |
| LC KeyC-SCD, White                      | AX203053 | AX203059 | AX203065 |
| <b>KeyX-SCD Multimode, OM2, 50 μm</b>   |          |          |          |
| LC Key1-SCD, Red                        | AX201491 | AX201497 | AX201503 |
| LC Key2-SCD, Green                      | AX201492 | AX201498 | AX201504 |
| LC Key3-SCD, Yellow                     | AX201493 | AX201499 | AX201505 |
| LC Key4-SCD, Black                      | AX201494 | AX201500 | AX201506 |
| LC Key5-SCD, Orange                     | AX201495 | AX201501 | AX201507 |
| LC Key6-SCD, Blue                       | AX201496 | AX201502 | AX201508 |
| LC Key7-SCD, Violet                     | AX203066 | AX203072 | AX203078 |
| LC Key8-SCD, Rose                       | AX203067 | AX203073 | AX203079 |
| LC Key9-SCD, Aqua                       | AX203068 | AX203074 | AX203080 |
| LC KeyA-SCD, Brown                      | AX203069 | AX203075 | AX203081 |
| LC KeyB-SCD, Slate                      | AX203070 | AX203076 | AX203082 |
| LC KeyC-SCD, White                      | AX203071 | AX203077 | AX203083 |
| <b>KeyX-SCD Multimode, OM3, 50 μm</b>   |          |          |          |
| LC Key1-SCD, Red                        | AX201509 | AX201515 | AX201521 |
| LC Key2-SCD, Green                      | AX201510 | AX201516 | AX201522 |
| LC Key3-SCD, Yellow                     | AX201511 | AX201517 | AX201523 |
| LC Key4-SCD, Black                      | AX201512 | AX201518 | AX201524 |
| LC Key5-SCD, Orange                     | AX201513 | AX201519 | AX201525 |
| LC Key6-SCD, Blue                       | AX201514 | AX201520 | AX201526 |
| LC Key7-SCD, Violet                     | AX203084 | AX203090 | AX203096 |
| LC Key8-SCD, Rose                       | AX203085 | AX203091 | AX203097 |
| LC Key9-SCD, Aqua                       | AX203086 | AX203092 | AX203098 |
| LC KeyA-SCD, Brown                      | AX203087 | AX203093 | AX203099 |
| LC KeyB-SCD, Slate                      | AX203088 | AX203094 | AX203100 |
| LC KeyC-SCD, White                      | AX203089 | AX203095 | AX203101 |



## FiberExpress Secure/Keyed LC System

Adapter Modules, Adapter Strips, Patch Cords, Pigtails, FiberExpress Manager Modules and Optimax Field-Installable Connectors (continued)

| Description | Belden Part Number                          |   |   |
|-------------|---|---|---|
|             | Multimode, OM1, 62.5 $\mu$ m<br>2 m (6 ft.) | Multimode, OM2, 50 $\mu$ m<br>2 m (6 ft.) | Multimode, OM3, 50 $\mu$ m<br>2 m (6 ft.) |

### Secure/Keyed FiberExpress LC Pigtails

| KeyX-Open Multimode  |          |          |          |
|----------------------|----------|----------|----------|
| LC Key1-Open, Red    | AX201527 | AX201533 | AX201539 |
| LC Key2-Open, Green  | AX201528 | AX201534 | AX201540 |
| LC Key3-Open, Yellow | AX201529 | AX201535 | AX201541 |
| LC Key4-Open, Black  | AX201530 | AX201536 | AX201542 |
| LC Key5-Open, Orange | AX201531 | AX201537 | AX201543 |
| LC Key6-Open, Blue   | AX201532 | AX201538 | AX201544 |
| LC Key7-Open, Violet | AX203102 | AX203108 | AX203114 |
| LC Key8-Open, Rose   | AX203103 | AX203109 | AX203115 |
| LC Key9-Open, Aqua   | AX203104 | AX203110 | AX203116 |
| LC KeyA-Open, Brown  | AX203105 | AX203111 | AX203117 |
| LC KeyB-Open, Slate  | AX203106 | AX203112 | AX203118 |
| LC KeyC-Open, White  | AX203107 | AX203113 | AX203119 |

| Description | Belden Part Number |          |
|-------------|--------------------|----------|
|             | 12 Fiber           | 24 Fiber |

### Secure/Keyed LC FiberExpress Manager Modules

| Modules         |          |          |
|-----------------|----------|----------|
| LC Key1, Red    | AX102113 | AX102310 |
| LC Key2, Green  | AX102114 | AX102311 |
| LC Key3, Yellow | AX102115 | AX102312 |
| LC Key4, Black  | AX102116 | AX102313 |
| LC Key5, Orange | AX102117 | AX102314 |
| LC Key6, Blue   | AX102118 | AX102315 |
| LC Key7, Violet | AX103034 | AX103040 |
| LC Key8, Rose   | AX103035 | AX103041 |
| LC Key9, Aqua   | AX103036 | AX103042 |
| LC KeyA, Brown  | AX103037 | AX103043 |
| LC KeyB, Slate  | AX103038 | AX103044 |
| LC KeyC, White  | AX103039 | AX103045 |

### FiberExpress Secure/Keyed LC System

Adapter Modules, Adapter Strips, Patch Cords, Pigtails, FiberExpress Manager Modules and Optimax Field-Installable Connectors (continued)

| Description | Belden Part Number |          |          |
|-------------|--------------------|----------|----------|
|             | 6 Fiber            | 12 Fiber | 24 Fiber |

#### FiberExpress Ultra System

| Secure/Keyed LC Frames, Multimode |          |          |          |
|-----------------------------------|----------|----------|----------|
| LC Key1, Red                      | AX103391 | AX103412 | AX103427 |
| LC Key2, Green                    | AX103392 | AX103413 | AX103428 |
| LC Key3, Yellow                   | AX103393 | AX103414 | AX103429 |
| LC Key4, Black                    | AX103394 | AX103415 | AX103430 |
| LC Key5, Orange                   | AX103395 | AX103416 | AX103431 |
| LC Key6, Blue                     | AX103396 | AX103417 | AX103432 |
| LC Key7, Violet                   | AX103397 | AX103418 | AX103433 |
| LC Key8, Rose                     | AX103398 | AX103419 | AX103434 |
| LC Key9, Aqua                     | AX103399 | AX103420 | AX103435 |
| LC KeyA, Brown                    | AX103400 | AX103421 | AX103436 |
| LC KeyB, Slate                    | AX103401 | AX103422 | AX103437 |
| LC KeyC, White                    | AX103402 | AX103423 | AX103438 |

| Description | Belden Part Number |                 |
|-------------|--------------------|-----------------|
|             | 1-Adapter Bezel    | 2-Adapter Bezel |

#### FiberExpress Ultra System

| Secure/Keyed LC Bezels, Multimode |          |          |
|-----------------------------------|----------|----------|
| LC Key1, Red                      | AX103292 | AX103304 |
| LC Key2, Green                    | AX103293 | AX103305 |
| LC Key3, Yellow                   | AX103294 | AX103306 |
| LC Key4, Black                    | AX103295 | AX103307 |
| LC Key5, Orange                   | AX103296 | AX103308 |
| LC Key6, Blue                     | AX103297 | AX103309 |
| LC Key7, Violet                   | AX103298 | AX103310 |
| LC Key8, Rose                     | AX103299 | AX103311 |
| LC Key9, Aqua                     | AX103300 | AX103312 |
| LC KeyA, Brown                    | AX103301 | AX103313 |
| LC KeyB, Slate                    | AX103302 | AX103314 |
| LC KeyC, White                    | AX103303 | AX103315 |

## FiberExpress Secure/Keyed LC System

Adapter Modules, Adapter Strips, Patch Cords, Pigtails, FiberExpress Manager Modules and Optimax Field-Installable Connectors (continued)

| Description | Belden Part Number |          |          |
|-------------|--------------------|----------|----------|
|             | 6 Fiber            | 12 Fiber | 24 Fiber |

### FiberExpress Ultra System

| Secure/Keyed LC Cassettes, Multimode |          |          |          |
|--------------------------------------|----------|----------|----------|
| MPO-OM1, K1 Red                      | AX103626 | AX103645 | AX103661 |
| MPO-OM1, K2 Green                    | AX103627 | AX103646 | AX103662 |
| MPO-OM1, K3 Yellow                   | AX103628 | AX103647 | AX103663 |
| MPO-OM1, K4 Black                    | AX103629 | AX103648 | AX103664 |
| MPO-OM1, K5 Orange                   | AX103630 | AX103649 | AX103665 |
| MPO-OM1, K6 Blue                     | AX103631 | AX103650 | AX103666 |
| MPO-OM1, K7 Violet                   | AX103632 | AX103651 | AX103667 |
| MPO-OM1, K8 Rose                     | AX103633 | AX103652 | AX103668 |
| MPO-OM1, K9 Aqua                     | AX103634 | AX103653 | AX103669 |
| MPO-OM1, KA Brown                    | AX103635 | AX103654 | AX103670 |
| MPO-OM1, KB Slate                    | AX103636 | AX103655 | AX103671 |
| MPO-OM1, KC White                    | AX103637 | AX103656 | AX103672 |
| MPO-OM3, K1 Red                      | AX103698 | AX103717 | AX103733 |
| MPO-OM3, K2 Green                    | AX103699 | AX103718 | AX103734 |
| MPO-OM3, K3 Yellow                   | AX103700 | AX103719 | AX103735 |
| MPO-OM3, K4 Black                    | AX103701 | AX103720 | AX103736 |
| MPO-OM3, K5 Orange                   | AX103702 | AX103721 | AX103737 |
| MPO-OM3, K6 Blue                     | AX103703 | AX103722 | AX103738 |
| MPO-OM3, K7 Violet                   | AX103704 | AX103723 | AX103739 |
| MPO-OM3, K8 Rose                     | AX103705 | AX103724 | AX103740 |
| MPO-OM3, K9 Aqua                     | AX103706 | AX103725 | AX103741 |
| MPO-OM3, KA Brown                    | AX103707 | AX103726 | AX103742 |
| MPO-OM3, KB Slate                    | AX103708 | AX103727 | AX103743 |
| MPO-OM3, KC White                    | AX103709 | AX103728 | AX103744 |

### FiberExpress Secure/Keyed LC System

Adapter Modules, Adapter Strips, Patch Cords, Pigtails, FiberExpress Manager Modules and Optimax Field-Installable Connectors (continued)

| Description | Belden Part Number                |                                 |                                   |                                 |
|-------------|-----------------------------------|---------------------------------|-----------------------------------|---------------------------------|
|             | 12 Fiber, Multimode, OM1, 62.5 µm | 12 Fiber, Multimode, OM3, 50 µm | 24 Fiber, Multimode, OM1, 62.5 µm | 24 Fiber, Multimode, OM3, 50 µm |

#### FiberExpress Secure/Keyed LC Series Manager

| Pre-terminated Modules, MPO-keyed LC |          |          |          |          |
|--------------------------------------|----------|----------|----------|----------|
| LC Key1, Red                         | AX102362 | AX102368 | AX102374 | AX102380 |
| LC Key2, Green                       | AX102363 | AX102369 | AX102375 | AX102381 |
| LC Key3, Yellow                      | AX102364 | AX102370 | AX102376 | AX102382 |
| LC Key4, Black                       | AX102365 | AX102371 | AX102377 | AX102383 |
| LC Key5, Orange                      | AX102366 | AX102372 | AX102378 | AX102384 |
| LC Key6, Blue                        | AX102367 | AX102373 | AX102379 | AX102385 |
| LC Key7, Violet                      | AX103180 | AX103186 | AX103192 | AX103198 |
| LC Key8, Rose                        | AX103181 | AX103187 | AX103193 | AX103199 |
| LC Key9, Aqua                        | AX103182 | AX103188 | AX103194 | AX103200 |
| LC KeyA, Brown                       | AX103183 | AX103189 | AX103195 | AX103201 |
| LC KeyB, Slate                       | AX103184 | AX103190 | AX103196 | AX103202 |
| LC KeyC, White                       | AX103185 | AX103191 | AX103197 | AX103203 |

| Description | Belden Part Number                             |  |
|-------------|--|--|
|             | Multimode 50 µm for 900 µm Buffered Fiber Only | Multimode 62.5 µm for 900 µm Buffered Fiber Only |

#### FiberExpress Secure/Keyed LC Series Connectors

| Optimax Connectors |          |          |
|--------------------|----------|----------|
| LC Key1, Red       | AX102197 | AX102203 |
| LC Key2, Green     | AX102198 | AX102204 |
| LC Key3, Yellow    | AX102199 | AX102205 |
| LC Key4, Black     | AX102200 | AX102206 |
| LC Key5, Orange    | AX102201 | AX102207 |
| LC Key6, Blue      | AX102202 | AX102208 |
| LC Key7, Violet    | AX103174 | AX103168 |
| LC Key8, Rose      | AX103175 | AX103169 |
| LC Key9, Aqua      | AX103176 | AX103170 |
| LC KeyA, Brown     | AX103177 | AX103171 |
| LC KeyB, Slate     | AX103178 | AX103172 |
| LC KeyC, White     | AX103179 | AX103173 |

| LC FiberExpress Optimax Accessory Kit for Jacketed Fiber |          |
|--|----------|
| Kit contains 2 mm & 3 mm boots and crimp sleeves         | AX101984 |

## FiberExpress Outlets

### MediaFlex® Plates and Inserts

MediaFlex Plates are one part of the comprehensive line of plates and inserts that snap together to create a full line of modular workstation outlets.

MediaFlex Plates can be mounted over standard NEMA type outlet boxes and rings to provide support for a variety of MediaFlex Adapters and Inserts. The fully modular construction combined with the front access design provides extensive configuration flexibility for current and future network needs. MediaFlex Plates are available in Single Gang and Double Gang configurations.

The Double Gang faceplate comes with a stand-off ring included in the package. This ring allows for easy mounting with virtually any industry electrical box or mud/adaptor rings, therefore providing added installation flexibility.

Each plate has the capacity of up to 6 ports per Single Gang and 12 ports per Double Gang.

MediaFlex Surface Adapter Boxes are one part of the comprehensive line of plates and inserts that snap together to create a full line of modular workstation outlets.

MediaFlex Surface Adapter Boxes can be mounted over standard NEMA type outlet boxes and rings to provide support for the MediaFlex plates. The MediaFlex Surface Adapter Boxes are

available as a Double Gang configuration. The Double Gang box allows more room for cable management and bend radius control.

MediaFlex MDVO-style Inserts are available in a 2-port configuration in both Flush and Angled versions. They are compatible with all GigaFlex and MDVO Modules (EZ-MDVO and Multimedia). The inserts are two units high for the flush version and three units high for the angled version. Therefore three flush inserts or two angled inserts are required to fully populate a Single Gang MediaFlex Plate.

MediaFlex Multimedia Inserts provide optimum flexibility in configuring multimedia workstation outlets that respond to any present or future network needs. MediaFlex Multimedia Inserts along with other MediaFlex Inserts allow for easy configuration of outlets. All inserts are front loaded and easily snapped in and out of the MediaFlex Plates for easy installation and maintenance.


MediaFlex Multimedia Inserts are available in Angled versions only in order to allow for proper management of cable bend radius. The inserts are three units high, therefore two inserts are required to fully populate a Single Gang faceplate and four inserts will fully populate a Double Gang faceplate.



AX101869, MediaFlex Plate, Double Gang



AX101874, MediaFlex Adapter Box, Double Gang



AX101756, MediaFlex MDVO (style) Insert, 2-port, Angled



AX101937, MediaFlex SC Duplex Insert, Angled

| Description                          | Belden Part Number |          |             |          |          |          |
|--------------------------------------|--------------------|----------|-------------|----------|----------|----------|
|                                      | Gray               | Almond   | Elec. White | Black    | White    | Ivory    |
| <b>FiberExpress Outlets</b>          |                    |          |             |          |          |          |
| <b>MediaFlex Plate</b>               |                    |          |             |          |          |          |
| Single Gang                          | AX101745           | AX101746 | AX101747    | AX101748 | AX102608 | AX102569 |
| Double Gang                          | AX101869           | AX101870 | AX101871    | AX101872 | AX102609 | AX102570 |
| <b>MediaFlex Adapter Box</b>         |                    |          |             |          |          |          |
| Single Gang                          | AX102480           | AX102481 | AX102482    | AX102483 | AX102484 | AX102485 |
| Double Gang                          | AX101873           | AX101874 | AX101875    | AX101876 | AX102610 | AX102571 |
| <b>MediaFlex MDVO (style) Insert</b> |                    |          |             |          |          |          |
| 2-port, Flush, bag of 10 units       | AX101749           | AX101750 | AX101751    | AX101752 | AX102612 | AX102572 |
| 2-port, Angled, bag of 10 units      | AX101753           | AX101754 | AX101755    | AX101756 | AX102613 | AX102573 |
| <b>MediaFlex SC Duplex</b>           |                    |          |             |          |          |          |
| SC Duplex Single-mode                | AX101935           | AX101936 | AX101937    | AX101938 | AX102619 | AX102649 |
| SC Duplex Multimode                  | AX101939           | AX101940 | AX101941    | AX101942 | AX102620 | AX102650 |

**FiberExpress Outlets**

MDVO Multimedia Outlet Boxes and Modules and Multi-User Outlet Boxes



A0643205, MDVO Multimedia Outlet Box, shown here as terminated



A0407010, MDVO ST Type Fiber Module



AX101467, MT-RJ Adapter



A0649254, SC Duplex Adapter



AX100222, Multi-User Outlet Box, shown here with modules

**MDVO Multimedia Outlet Box**

The MDVO Multimedia Outlet Box brings unique versatility for multimedia work area installations. The box design provides cable management and helps maintain cable bend radius. The low profile design and side-entry of the outlet box offers better protection for patch cords. The outlet box can accept up to six EZ-MDVO, GigaFlex or MDVO Multimedia Modules or three SC Duplex adapters.

The MDVO Multimedia Outlet Box can be mounted directly on the wall or attached to standard electrical boxes. Included with the MDVO Multimedia box are three SC Duplex Mounting bezels and three MDVO Adapters.

**MDVO Multimedia Modules**

MDVO Multimedia Modules address audio/video and fiber applications. Fiber modules are available for LC Duplex, SC Simplex, ST Type multimode and MT-RJ multimode and single-mode connections. The SC Duplex Adapter is a fiber adapter sleeve with flanges that mounts into the SC Duplex mounting bezel (included in the MDVO Multimedia Outlet box). Audio/video modules are available for SVHS, RCA, BNC and Video F connections.

**Multi-User Outlet Box**

The Multi-User Outlet Box is a versatile box that can be used in many different applications. The outlet box can accommodate up to 24 connections of any type: UTP, fiber or coax. The outlet box is ideal for use as a multi-user telecommunications assembly, or simply as a high-density multimedia telecommunications outlet. The Multi-User Outlet Box can also be used as a wall mounted patch panel in confined areas, such as shallow rooms and cabinets.

| Description | Belden Part Number |        |       |       |
|-------------|--------------------|--------|-------|-------|
|             | Gray               | Almond | White | Black |

**FiberExpress Outlets**

**MDVO Multimedia Outlet Box**

|        |          |          |          |          |
|--------|----------|----------|----------|----------|
| 6-port | A0643205 | A0643206 | A0643207 | A0643208 |
|--------|----------|----------|----------|----------|

Please note that SC Duplex adapters must be ordered separately (A0649254).

**MDVO Multimedia Module**

|                                    |          |          |          |          |
|------------------------------------|----------|----------|----------|----------|
| LC Duplex Multimode                | AX102209 | AX102210 | AX102211 | AX102212 |
| LC Duplex Single-mode              | AX102213 | AX102214 | AX102215 | AX102216 |
| SC Simplex, Multimode, Blue insert | A0407003 | A0407004 | A0407005 | A0407006 |
| SC Duplex Adapter, Multimode       | A0649254 |          |          |          |
| ST Type, Multimode                 | A0407007 | A0407008 | A0407009 | A0407010 |
| MT-RJ, Multimode                   | AX101467 |          |          |          |
| MT-RJ, Single-mode, Blue           | AX101466 |          |          |          |

Custom multimedia connectors are also available. Please contact Customer Service for more details.

**Multi-User Outlet Box**

|         |          |          |          |          |
|---------|----------|----------|----------|----------|
| 24-port | AX100219 | AX100220 | AX100221 | AX100222 |
|---------|----------|----------|----------|----------|

Note: A complete offering of Keystone-style connectors is available. Please contact Customer Service for more information.

## Cable Selection Guide

### Introduction

The Belden line of Optical Fiber Cables represents a selection of the best optical fiber cable products offered by the consolidated resources of the Belden organization. The unmatched resources of Belden have now generated a complete line of indoor and outdoor cable products in tight buffered and loose tube constructions. This offering now expands the applications available for Belden optical fiber cable.

### Customer Service

Most of our optical fiber cables are available from stock. Many of these are available off-the-shelf from distributors. If you have a new or unusual application, or you cannot find a optical fiber cable in this catalog section that meets your technical requirements, contact Technical Support at 1-800-BELDEN-1 for additional information.

## Cable Selection Guide

### Optical Fiber

#### Fiber Selection Chart

| Type        | Fiber Size (μ) | Standards Compliance             | Link Length (m) | Data Rate (Gb) |
|-------------|----------------|----------------------------------|-----------------|----------------|
| Multimode   | 50/125         | TIA/EIA-568-C.3<br>ISO 11801 OM3 | 300             | 10             |
|             | 50/125         | TIA/EIA-568-C.3                  | 600             | 1              |
|             | 62.5/125       | TIA/EIA-568-C.3                  | 300             | 1              |
| Single-mode | —              | ITU G.652.c/d <sup>†</sup>       | —               | —              |

<sup>†</sup> Zero or Low water peak fiber with advantages for CWDM applications

### Color Code Charts

#### Jacket Color Chart

| Cable Type                        | Jacket Color |
|-----------------------------------|--------------|
| Loose Tube & Outside Plant Cables | Black        |
| Industrial Tray Cables            | Orange       |
| Tight Buffered Cables             |              |
| Multimode OM1, OM2                | Orange       |
| Multimode OM3                     | Aqua         |
| Single-mode Enhanced              | Yellow       |

Nonstandard jacket colors are available on request.

#### Fiber Sub-unit Color Code Chart\*

| Fiber/Tube No. | Color  |
|----------------|--------|
| 1              | Blue   |
| 2              | Orange |
| 3              | Green  |
| 4              | Brown  |
| 5              | Slate  |
| 6              | White  |

\*Per TIA/EIA 598-B

| Fiber/Tube No. | Color  |
|----------------|--------|
| 7              | Red    |
| 8              | Black  |
| 9              | Yellow |
| 10             | Violet |
| 11             | Rose   |
| 12             | Aqua   |

### Optical Specifications

| Glass Type   | Multimode, OM1,<br>62.5 μm<br>Std./1 Gb | Multimode, OM2,<br>50 μm<br>Std./1 Gb | Multimode, OM3,<br>50 μm<br>10 Gb - 300 m | Single-mode<br>Enhanced, OS2 <sup>5</sup> |
|--|---|---------------------------------------|---|---|
| Operating Wavelength (nm)                                  | 850/1300                                | 850/1300                              | 850/1300                                  | 1300/1550                                 |
| Min. OFL <sup>1</sup> Bandwidth (MHz-km)                   | 200/600                                 | 500/800                               | 1500/500                                  | —   |
| Max. Attenuation Loose Tube (dB/km)                        | 3.5/1.2                                 | 3.5/1.2                               | 3.5/1.2                                   | 0.40/0.30                                 |
| Max. Attenuation Tight Buffered <sup>2</sup> (dB/km)       | 3.50/1.20                               | 3.50/1.5                              | 3.0/1.2                                   | 0.50/0.50                                 |
| 1 Gb Ethernet Min. Link Length (meters S/L <sup>3</sup> )  | 300/550                                 | 600/600                               | 900 <sup>4</sup> /550                     | —/5000                                    |
| 10 Gb Ethernet Min. Link Length (meters S/L <sup>3</sup> ) | 32/—                                    | 82/—                                  | 300/—                                     | —/10,000                                  |

<sup>1</sup> OFL = Overfilled Launch

<sup>2</sup> Max. Attenuation for Tight Buffered, Ribbon, Micro-Loose Tube and Loose Tube Plenum Cables

<sup>3</sup> S/L = Short wavelength (850 nm) / Long wavelength (1310 nm)


Other performance levels are available on request. Contact Customer Service for more information.

<sup>4</sup> >2000 meters for engineered links

<sup>5</sup> Low water peak Single-mode suitable for CWDM use complies with ITU G.652.c/d

## Interconnect Cable – Simplex and Duplex

Tight Buffer – Riser & Plenum Rated



Duplex Optical Fiber Interconnect Cable

### Applications

- Patch panels
- Workstation equipment connections
- Horizontal distribution in open office environments

### Product Description

Interconnect Cables are designed for low fiber-count premises environments. They are small and very flexible, making them ideal for confined spaces. Their aesthetic appearance makes these cables suitable for use in open office environments. Available in 1 or 2 fibers. One sub-unit is marked to permit easy identification of transmit and receive fibers. Length markings to facilitate installation.

|                           |                                |
|---------------------------|--------------------------------|
| Jacket Material           | Thermoplastic                  |
| Tight Buffer              | Thermoplastic                  |
| Strength Member           | Aramid Yarn                    |
| Color Code (Tight Buffer) | Per TIA/EIA 598-B, see page 39 |

|                        |        |
|------------------------|--------|
| Jacket Color           |        |
| Single-mode            | Yellow |
| 62.5/125 $\mu$ m       | Orange |
| 50/125 $\mu$ m / 1 Gb  | Orange |
| 50/125 $\mu$ m / 10 Gb | Aqua   |

### Ratings

|        |      |
|--------|------|
| Riser  | OFNR |
| Plenum | OFNP |

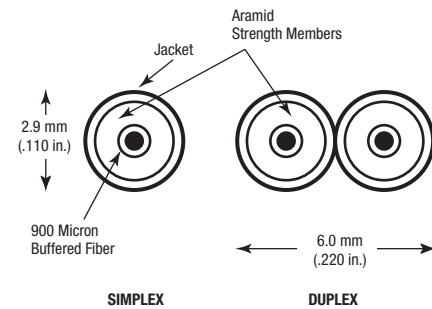
### Specifications

|                        |              |
|------------------------|--------------|
| Temperature Range      |              |
| Storage                | -40 to +75°C |
| Operating/Installation | 0 to +70°C   |

|                  |         |
|------------------|---------|
| Min. Bend Radius |         |
| Installation     | 18 x OD |
| Long Term        | 11 x OD |

Optical Specifications see page 39

### Fiber Bundle Detail



| No. of Fibers | Belden Part Number                       |  |  |                                | Outside Diameter |    | Weight      |       | Max. Install Load |   |
|---------------|--|--|--|--------------------------------|------------------|----|-------------|-------|-------------------|---|
|               | OM1<br>62.5 / 125 $\mu$ m<br>Std. / 1 Gb | OM2<br>50 / 125 $\mu$ m<br>Std. / 1 Gb | OM3<br>50 / 125 $\mu$ m<br>10 Gb – 300 m | OS2<br>Single-mode<br>Enhanced | Inch             | mm | lb/1000 ft. | kg/km | lb                | N |

### Interconnect Cable Series

| Riser (NEC/CEC OFNR/OFN FT.4)  |        |        |        |        |             |           |    |    |     |      |
|--------------------------------|--------|--------|--------|--------|-------------|-----------|----|----|-----|------|
| 1                              | B97112 | B9A001 | B9C001 | B9W001 | 0.110       | 2.9       | 6  | 9  | 119 | 530  |
| 2                              | B96915 | B9A002 | B9C002 | B9W002 | 0.11 x 0.22 | 2.9 x 6.0 | 10 | 15 | 239 | 1063 |
| Plenum (NEC/CEC OFNP/OFN FT.6) |        |        |        |        |             |           |    |    |     |      |
| 1                              | B98086 | B9A003 | B9C003 | B9W003 | 0.110       | 2.9       | 6  | 9  | 119 | 530  |
| 2                              | B96919 | B9A004 | B9C004 | B9W004 | 0.11 x 0.22 | 2.9 x 6.0 | 12 | 18 | 239 | 1063 |



## Distribution Cable

Tight Buffer — Indoor and Indoor/Outdoor Riser, Plenum & LSZH Rated

### Applications

- Low to high fiber count requirements
- In-building backbone
- Fiber-to-the-desk applications
- Computer room

### Product Description

Flexible thermoplastic jacket provides excellent handling characteristics. Fibers and cable sub-units are color coded for easy identification. Length markings in meters for easy determination of cable length. Full dielectric construction, no grounding required. For Riser offering, MSHA approved cables are available.

|                           |                                |
|---------------------------|--------------------------------|
| Jacket Material           | Thermoplastic                  |
| Tight Buffer              | Thermoplastic                  |
| Strength Member           | Aramid Yarn                    |
| Color Code (Tight Buffer) | Per TIA/EIA 598-B, see page 39 |

|                              |        |
|------------------------------|--------|
| Jacket Color                 |        |
| Single-mode                  | Yellow |
| 62.5/125 $\mu\text{m}$       | Orange |
| 50/125 $\mu\text{m}$ / 1 Gb  | Orange |
| 50/125 $\mu\text{m}$ / 10 Gb | Aqua   |

### Ratings

|                  |          |
|------------------|----------|
| Riser            |          |
| UL Type          | OFNR     |
| cUL Type         | OFN FT.4 |
| Flame Resistance | UL 1666  |

|                  |          |
|------------------|----------|
| Plenum           |          |
| UL Type          | OFNP     |
| cUL Type         | OFN FT.6 |
| Flame Resistance | NFPA 262 |


|                        |          |
|------------------------|----------|
| Low Smoke Zero Halogen |          |
| UL Type                | OFNR     |
| cUL Type               | OFN FT.4 |
| Flame Resistance       | UL 1666  |

### Specifications

|                        |              |
|------------------------|--------------|
| Temperature Range      |              |
| Storage                | -40 to +75°C |
| Operating/Installation | 0 to +70°C   |

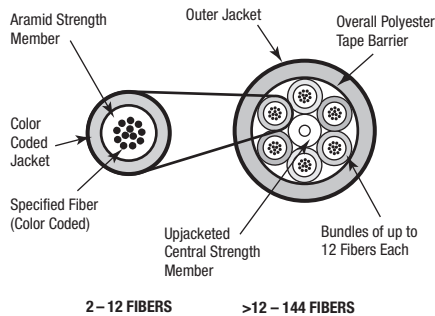
|                  |         |
|------------------|---------|
| Min. Bend Radius |         |
| Installation     | 15 x OD |
| Long Term        | 10 x OD |

|                        |             |
|------------------------|-------------|
| Optical Specifications | See page 39 |
|------------------------|-------------|



Optical Fiber Distribution Cable

### Fiber Bundle Detail



**Distribution Cable**

Tight Buffer — Riser, Plenum & LSZH Rated

| No. of Fibers | Belden Part Number                  |                                   |                                     |                                | Outside Diameter |    | Weight      |       | Max. Install Load |   |
|---------------|-------------------------------------|-----------------------------------|-------------------------------------|--------------------------------|------------------|----|-------------|-------|-------------------|---|
|               | OM1<br>62.5 / 125 µm<br>Std. / 1 Gb | OM2<br>50 / 125 µm<br>Std. / 1 Gb | OM3<br>50 / 125 µm<br>10 Gb – 300 m | OS2<br>Single-mode<br>Enhanced | Inch             | mm | lb/1000 ft. | kg/km | lb                | N |

**Distribution Cable Series**

| <b>Riser (NEC/CEC OFNR/OFN FT.4)</b> |         |         |         |         |       |       |     |     |      |        |
|--------------------------------------|---------|---------|---------|---------|-------|-------|-----|-----|------|--------|
| 2                                    | B9B037  | B9A037  | B9C037  | B9W037  | 0.190 | 4.83  | 13  | 19  | 180  | 801    |
| 4                                    | B9B038  | B9A038  | B9C038  | B9W038  | 0.190 | 4.83  | 17  | 25  | 195  | 867    |
| 6                                    | B9B039  | B9A039  | B9C039  | B9W039  | 0.170 | 4.40  | 12  | 17  | 286  | 1272   |
| 8                                    | B9B040  | B9A040  | B9C040  | B9W040  | 0.190 | 4.80  | 13  | 19  | 239  | 1063   |
| 12                                   | B9B042  | B9A042  | B9C042  | B9W042  | 0.220 | 5.59  | 17  | 25  | 239  | 1063   |
| 24                                   | B9B601* | B9A601* | B9C601* | B9W601* | 0.550 | 13.97 | 121 | 180 | 390  | 1735   |
| 24                                   | B9B602  | B9A602  | B9C602  | B9W602  | 0.496 | 12.60 | 83  | 124 | 960  | 4270   |
| 36                                   | B9B604  | B9A604  | B9C604  | B9W604  | 0.620 | 15.60 | 147 | 220 | 1074 | 4779   |
| 48                                   | B9B606  | B9A606  | B9C606  | B9W606  | 0.610 | 15.40 | 120 | 180 | 956  | 4254   |
| 72                                   | B9B609  | B9A609  | B9C609  | B9W609  | 0.760 | 19.30 | 184 | 275 | 1434 | 6381   |
| 96                                   | B9B622  | B9A622  | B9C622  | B9W622  | 0.900 | 22.80 | 281 | 420 | 1912 | 8508   |
| 144                                  | B9B619  | B9A619  | B9C619  | B9W619  | 1.000 | 25.40 | 288 | 430 | 2868 | 12,762 |

| <b>Riser (NEC/CEC OFNR/OFN FT.4) Indoor Outdoor</b> |          |          |          |          |      |      |     |     |      |        |
|---|----------|----------|----------|----------|------|------|-----|-----|------|--------|
| 2   | B9B037T  | B9A037T  | B9C037T  | B9W037T  | 0.19 | 4.8  | 14  | 21  | 303  | 1350   |
| 4   | B9B038T  | B9A038T  | B9C038T  | B9W038T  | 0.19 | 4.8  | 15  | 23  | 303  | 1350   |
| 6   | B9B039T  | B9A039T  | B9C039T  | B9W039T  | 0.21 | 5.3  | 19  | 28  | 303  | 1350   |
| 8   | B9B040T  | B9A040T  | B9C040T  | B9W040T  | 0.22 | 5.6  | 23  | 33  | 303  | 1350   |
| 12  | B9B042T  | B9A042T  | B9C042T  | B9W042T  | 0.24 | 6.0  | 26  | 38  | 303  | 1350   |
| 24  | B9B601T  | B9A601T  | B9C601T  | B9W601T  | 0.67 | 16.9 | 169 | 252 | 1078 | 4800   |
| 24  | B9B602T* | B9A602T* | B9C602T* | B9W602T* | 0.33 | 0.3  | 46  | 69  | 600  | 2670   |
| 36  | B9B604T  | B9A604T  | B9C604T  | B9W604T  | 0.67 | 16.9 | 178 | 265 | 1348 | 6000   |
| 48  | B9B606T  | B9A606T  | B9C606T  | B9W606T  | 0.67 | 16.9 | 187 | 278 | 1618 | 7200   |
| 72  | B9B609T  | B9A609T  | B9C609T  | B9W609T  | 0.81 | 20.7 | 233 | 346 | 2360 | 10,500 |

| <b>Plenum (NEC/CEC OFNP/OFN FT.6)</b> |         |         |         |         |       |       |     |     |      |        |
|---------------------------------------|---------|---------|---------|---------|-------|-------|-----|-----|------|--------|
| 2                                     | B9B043  | B9A043  | B9C043  | B9W043  | 0.190 | 4.83  | 13  | 19  | 180  | 801    |
| 4                                     | B9B044  | B9A044  | B9C044  | B9W044  | 0.190 | 4.83  | 17  | 25  | 195  | 867    |
| 6                                     | B9B045  | B9A045  | B9C045  | B9W045  | 0.170 | 4.40  | 12  | 17  | 286  | 1272   |
| 8                                     | B9B046  | B9A046  | B9C046  | B9W046  | 0.190 | 4.80  | 13  | 19  | 239  | 1063   |
| 12                                    | B9B048  | B9A048  | B9C048  | B9W048  | 0.220 | 5.59  | 17  | 25  | 239  | 1063   |
| 24                                    | B9B611* | B9A611* | B9C611* | B9W611* | 0.550 | 13.97 | 121 | 180 | 390  | 1735   |
| 24                                    | B9B612  | B9A612  | B9C612  | B9W612  | 0.496 | 12.60 | 83  | 124 | 960  | 4270   |
| 36                                    | B9B614  | B9A614  | B9C614  | B9W614  | 0.620 | 15.60 | 147 | 220 | 1074 | 4779   |
| 48                                    | B9B616  | B9A616  | B9C616  | B9W616  | 0.610 | 15.40 | 120 | 180 | 956  | 4254   |
| 72                                    | B9B620  | B9A620  | B9C620  | B9W620  | 0.760 | 19.30 | 184 | 275 | 1434 | 6381   |
| 96                                    | B9B623  | B9A623  | B9C623  | B9W623  | 0.900 | 22.80 | 281 | 420 | 1912 | 8508   |
| 144                                   | B9B621  | B9A621  | B9C621  | B9W621  | 1.000 | 25.40 | 288 | 430 | 2868 | 12,762 |

Construction for LSZH cables differs from the drawing. Alternative fiber counts are available.

\*Single jacket design.

For product details on the Indoor/Outdoor fiber cables, contact [1.800.BELDEN.1](tel:1.800.BELDEN.1) or [www.belden.com](http://www.belden.com).

## Distribution Cable

Tight Buffer — Riser, Plenum & LSZH Rated (continued)

| No. of Fibers | Belden Part Number                       |  |  |                                | Outside Diameter |    | Weight      |       | Max. Install Load |   |
|---------------|--|--|--|--------------------------------|------------------|----|-------------|-------|-------------------|---|
|               | OM1<br>62.5 / 125 $\mu$ m<br>Std. / 1 Gb | OM2<br>50 / 125 $\mu$ m<br>Std. / 1 Gb | OM3<br>50 / 125 $\mu$ m<br>10 Gb – 300 m | OS2<br>Single-mode<br>Enhanced | Inch             | mm | lb/1000 ft. | kg/km | lb                | N |

### Distribution Cable Series

| Plenum (NEC/CEC OFNP/OFN FT.6) Indoor Outdoor |          |          |          |          |       |       |     |     |      |      |
|---|----------|----------|----------|----------|-------|-------|-----|-----|------|------|
| 2   | B9B043T  | B9A043T  | B9C043T  | B9W043T  | 0.19  | 4.8   | 18  | 27  | 243  | 1082 |
| 4   | B9B044T  | B9A044T  | B9C044T  | B9W044T  | 0.19  | 4.8   | 18  | 27  | 243  | 1082 |
| 6   | B9B045T  | B9A045T  | B9C045T  | B9W045T  | 0.22  | 5.5   | 22  | 33  | 243  | 1082 |
| 8   | B9B046T  | B9A046T  | B9C046T  | B9W046T  | 0.24  | 6.0   | 26  | 38  | 388  | 1726 |
| 12  | B9B048T  | B9A048T  | B9C048T  | B9W048T  | 0.26  | 7.0   | 34  | 50  | 388  | 1726 |
| 24  | B9B611T* | B9A611T* | B9C611T* | B9W611T* | 0.33  | 8.5   | 54  | 80  | 398  | 1744 |
| LSZH (NEC/CEC OFNR/OFN FT.4)                  |          |          |          |          |       |       |     |     |      |      |
| 2   | B9B100   | B9A100   | B9C100   | B9W100   | 0.184 | 4.70  | 15  | 22  | 180  | 800  |
| 4   | B9B101   | B9A101   | B9C101   | B9W101   | 0.200 | 5.10  | 17  | 25  | 195  | 867  |
| 6   | B9B102   | B9A102   | B9C102   | B9W102   | 0.220 | 5.60  | 21  | 31  | 270  | 1201 |
| 8   | B9B103   | B9A103   | B9C103   | B9W103   | 0.235 | 6.00  | 24  | 36  | 270  | 1201 |
| 12  | B9B104   | B9A104   | B9C104   | B9W104   | 0.255 | 6.50  | 29  | 43  | 300  | 1334 |
| 16  | B9B105   | B9A105   | B9C105   | B9W105   | 0.347 | 8.80  | 43  | 63  | 315  | 1400 |
| 24  | B9B107   | B9A107   | B9C107   | B9W107   | 0.386 | 9.80  | 54  | 79  | 450  | 2000 |
| 36  | B9B111   | B9A111   | B9C111   | B9W111   | 0.798 | 20.00 | 214 | 313 | 1619 | 7200 |
| 48  | B9B112   | B9A112   | B9C112   | B9W112   | 0.835 | 21.20 | 237 | 347 | 1619 | 7200 |
| 72  | B9B114   | B9A114   | B9C114   | B9W114   | 0.883 | 22.40 | 270 | 395 | 1619 | 7200 |
| 96  | B9B116   | B9A116   | B9C116   | B9W116   | 0.973 | 24.70 | 364 | 532 | 1619 | 7200 |
| 144   | B9B120   | B9A120   | B9C120   | B9W120   | 1.087 | 27.60 | 384 | 561 | 1619 | 7200 |

Construction for LSZH cables differs from the drawing. Alternative fiber counts are available.

\*Single jacket design.

For product details on the Indoor/Outdoor fiber cables, contact [1.800.BELDEN.1](tel:1.800.BELDEN.1) or [www.belden.com](http://www.belden.com).

## Breakout Style Cable

Tight Buffer — Indoor Riser, Plenum & LSZH Rated



Optical Fiber Breakout Cable

### Applications

- Low to medium fiber count requirements
- In-building backbone or horizontal deployment
- Office wiring
- Factory floor automation and harsh environment installations

### Product Description

Full dielectric construction, no grounding required. Available with 2 to 36 fibers. Fiber subunits are color coded for easy identification. Length markings in meters for easy determination of cable length. For Riser offering, MSHA approved cables are available.

|                           |                                |
|---------------------------|--------------------------------|
| Outer Jacket Material     | Thermoplastic                  |
| Sub-unit Jacket Material  | Thermoplastic                  |
| Tight Buffer              | Thermoplastic                  |
| Strength Member           | Aramid Yarn                    |
| Color Code (Tight Buffer) | Per TIA/EIA 598-B, See page 39 |

|                   |        |
|-------------------|--------|
| Jacket Color      |        |
| Single-mode       | Yellow |
| 62.5/125 μm       | Orange |
| 50/125 μm / 1 Gb  | Orange |
| 50/125 μm / 10 Gb | Aqua   |

### Ratings

|                        |      |
|------------------------|------|
| Riser                  | OFNR |
| Plenum                 | OFNP |
| Low Smoke Zero Halogen | OFNR |

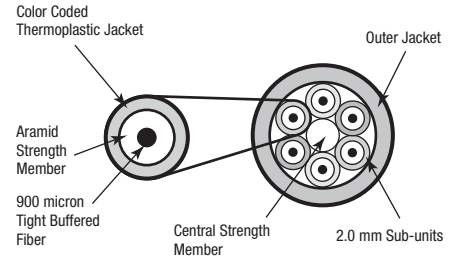
### Specifications

|                        |              |
|------------------------|--------------|
| Temperature Range      |              |
| Storage                | -40 to +75°C |
| Operating/Installation | 0 to +70°C   |

|                  |         |
|------------------|---------|
| Min. Bend Radius |         |
| Installation     | 15 x OD |
| Long Term        | 10 x OD |

Optical Specifications See page 39

### Fiber Bundle Detail



| No. of Fibers | Belden Part Number                  |                                   |                                     |                                | Outside Diameter |    | Weight      |       | Max. Install Load |   |
|---------------|-------------------------------------|-----------------------------------|-------------------------------------|--------------------------------|------------------|----|-------------|-------|-------------------|---|
|               | OM1<br>62.5 / 125 μm<br>Std. / 1 Gb | OM2<br>50 / 125 μm<br>Std. / 1 Gb | OM3<br>50 / 125 μm<br>10 Gb – 300 m | OS2<br>Single-mode<br>Enhanced | Inch             | mm | lb/1000 ft. | kg/km | lb                | N |

### Breakout Cable Series

| Riser (NEC/CEC OFNR/OFN FT.4) |        |        |        |        |       |       |     |     |      |      |
|-------------------------------|--------|--------|--------|--------|-------|-------|-----|-----|------|------|
| 2                             | B9B005 | B9A005 | B9C005 | B9W005 | 0.335 | 8.50  | 44  | 65  | 448  | 2000 |
| 4                             | B9B006 | B9A006 | B9C006 | B9W006 | 0.330 | 8.50  | 44  | 65  | 448  | 2000 |
| 6                             | B9B007 | B9A007 | B9C007 | B9W007 | 0.400 | 10.10 | 64  | 95  | 674  | 3000 |
| 8                             | B9B008 | B9A008 | B9C008 | B9W008 | 0.460 | 11.60 | 84  | 125 | 899  | 4000 |
| 10                            | B9B009 | B9A009 | B9C009 | B9W009 | 0.580 | 14.70 | 138 | 205 | 1398 | 6000 |
| 12                            | B9B010 | B9A010 | B9C010 | B9W010 | 0.580 | 14.70 | 138 | 205 | 1398 | 6000 |
| 18                            | B9B011 | B9A011 | B9C011 | B9W011 | 0.587 | 14.90 | 138 | 205 | 1398 | 6000 |
| 24                            | B9B012 | B9A012 | B9C012 | B9W012 | 0.650 | 16.60 | 118 | 175 | 600  | 2670 |

| Plenum (NEC/CEC OFNP/OFN FT.6) |        |        |        |        |       |       |     |     |      |      |
|--------------------------------|--------|--------|--------|--------|-------|-------|-----|-----|------|------|
| 2                              | B9B013 | B9A013 | B9C013 | B9W013 | 0.354 | 6.57  | 57  | 85  | 448  | 2000 |
| 4                              | B9B014 | B9A014 | B9C014 | B9W014 | 0.360 | 6.68  | 57  | 45  | 448  | 2000 |
| 6                              | B9B015 | B9A015 | B9C015 | B9W015 | 0.420 | 7.85  | 79  | 61  | 674  | 3000 |
| 8                              | B9B016 | B9A016 | B9C016 | B9W016 | 0.480 | 8.53  | 105 | 82  | 899  | 4000 |
| 10                             | B9B017 | B9A017 | B9C017 | B9W017 | 0.610 | 9.93  | 169 | 97  | 1398 | 6000 |
| 12                             | B9B018 | B9A018 | B9C018 | B9W018 | 0.610 | 9.93  | 169 | 97  | 1398 | 6000 |
| 18                             | B9B019 | B9A019 | B9C019 | B9W019 | 0.587 | 14.90 | 138 | 205 | 1398 | 6000 |
| 24                             | B9B020 | B9A020 | B9C020 | B9W020 | 0.650 | 16.60 | 118 | 175 | 600  | 2670 |

## Breakout Style Cable

Tight Buffer — Indoor Riser, Plenum & LSZH Rated (continued)



| No. of Fibers                       | Belden Part Number                       |  |  |                                | Outside Diameter |       | Weight      |       | Max. Install Load |      |
|-------------------------------------|--|--|--|--------------------------------|------------------|-------|-------------|-------|-------------------|------|
|                                     | OM1<br>62.5 / 125 $\mu$ m<br>Std. / 1 Gb | OM2<br>50 / 125 $\mu$ m<br>Std. / 1 Gb | OM3<br>50 / 125 $\mu$ m<br>10 Gb – 300 m | OS2<br>Single-mode<br>Enhanced | Inch             | mm    | lb/1000 ft. | kg/km | lb                | N    |
| <b>LSZH (NEC/CEC OFNR/OFN FT.4)</b> |  |  |  |                                |                  |       |             |       |                   |      |
| 2                                   | B9B130                                   | B9A130                                 | B9C130                                   | B9W130                         | 0.290            | 7.37  | 39          | 57    | 270               | 1200 |
| 4                                   | B9B131                                   | B9A131                                 | B9C131                                   | B9W131                         | 0.351            | 8.92  | 38          | 55    | 285               | 1268 |
| 6                                   | B9B132                                   | B9A132                                 | B9C132                                   | B9W132                         | 0.358            | 9.09  | 52          | 76    | 543               | 2415 |
| 8                                   | B9B133                                   | B9A133                                 | B9C133                                   | B9W133                         | 0.405            | 10.29 | 67          | 98    | 600               | 2700 |
| 10                                  | B9B134                                   | B9A134                                 | B9C134                                   | B9W134                         | 0.455            | 11.56 | 110         | 162   | 600               | 2700 |
| 12                                  | B9B135                                   | B9A135                                 | B9C135                                   | B9W135                         | 0.514            | 13.06 | 110         | 161   | 600               | 2700 |
| 18                                  | B9B136                                   | B9A136                                 | B9C136                                   | B9W136                         | 0.520            | 13.21 | 103         | 151   | 600               | 2700 |
| 24                                  | B9B137                                   | B9A137                                 | B9C137                                   | B9W137                         | 0.590            | 14.99 | 138         | 202   | 600               | 2700 |
| 36                                  | B9B138                                   | B9A138                                 | B9C138                                   | B9W138                         | 0.680            | 17.27 | 171         | 250   | 600               | 2700 |

2.5 mm Breakout Cables are also available.

## Interlocked Armor Distribution Cable

Tight Buffer — Plenum Rated

### Applications

- Industrial environments
- Rugged installations
- Manufacturing plants
- Mining operations
- Telecommunications and data trunk
- Inter- and intra-building installations

### Product Description

Heavy duty construction with interlocking aluminum armor (steel available on request) provides excellent mechanical protection from cutting or crushing and eliminates need for innerduct. Rodent resistant. Also available for outside plant. Loose tube design available on request.

|                         |        |               |
|-------------------------|--------|---------------|
| Jacket Material         | Plenum | Thermoplastic |
| Buffer Tube             |        | Thermoplastic |
| Strength Member         |        | Aramid Yarn   |
| Central Strength Member |        | E-Glass       |

|                     |                                   |
|---------------------|-----------------------------------|
| Armor               | Aluminum                          |
| Color Code (Buffer) | Per TIA/EIA 598-B,<br>See page 39 |
| Jacket Color        |                                   |
| Single-mode         | Yellow                            |
| 62.5/125 μm         | Orange                            |
| 50/125 μm / 1 Gb    | Orange                            |
| 50/125 μm / 10 Gb   | Aqua                              |

### Ratings

|        |      |
|--------|------|
| Plenum | OFCP |
|--------|------|

### Specifications

|                                   |                        |
|-----------------------------------|------------------------|
| Temperature Range                 |                        |
| Storage                           | -40 to +70°C           |
| Operating                         | -20 to +70°C           |
| Crush Resistance<br>(EIA-455-41)  | 2000 N/cm              |
| Impact Resistance<br>(EIA-455-25) | 2000 Impacts @ 3.0 N-m |

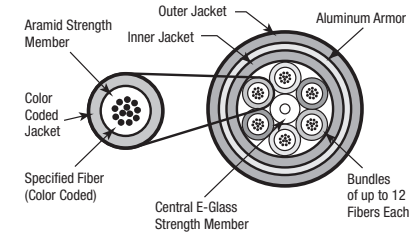


Armored Optical Fiber Distribution Cable

|                  |         |
|------------------|---------|
| Min. Bend Radius |         |
| Installation     | 20 x OD |
| Long Term        | 15 x OD |

|                        |             |
|------------------------|-------------|
| Optical Specifications | See page 39 |
|------------------------|-------------|

### Fiber Bundle Detail



| No. of Fibers | Belden Part Number                  |                                   |                                     |                                | Outside Diameter |    | Weight      |       | Max. Install Load |   |
|---------------|-------------------------------------|-----------------------------------|-------------------------------------|--------------------------------|------------------|----|-------------|-------|-------------------|---|
|               | OM1<br>62.5 / 125 μm<br>Std. / 1 Gb | OM2<br>50 / 125 μm<br>Std. / 1 Gb | OM3<br>50 / 125 μm<br>10 Gb – 300 m | OS2<br>Single-mode<br>Enhanced | Inch             | mm | lb/1000 ft. | kg/km | lb                | N |

### Industrial Armored Series

| Riser (NEC/CEC OFCR/OFC FT.4) |         |         |         |         |       |       |        |     |      |       |
|-------------------------------|---------|---------|---------|---------|-------|-------|--------|-----|------|-------|
| 6                             | B9B230  | B9A230  | B9C230  | B9W230  | 0.570 | 14.48 | 23.24  | 35  | 286  | 1272  |
| 12                            | B9B231  | B9A231  | B9C231  | B9W231  | 0.570 | 14.48 | 28.24  | 42  | 239  | 1063  |
| 24                            | B9B232* | B9A232* | B9C232* | B9W232* | 0.670 | 17.02 | 54.72  | 81  | 641  | 2852  |
| 24                            | B9B233  | B9A233  | B9C233  | B9W233  | 0.920 | 23.27 | 140.93 | 210 | 641  | 2852  |
| 36                            | B9B234  | B9A234  | B9C234  | B9W234  | 0.970 | 24.64 | 144.67 | 215 | 717  | 3190  |
| 48                            | B9B235  | B9A235  | B9C235  | B9W235  | 0.970 | 24.64 | 144.67 | 215 | 985  | 4254  |
| 72                            | B9B236  | B9A236  | B9C236  | B9W236  | 1.120 | 28.45 | 213.06 | 317 | 1434 | 5381  |
| 96                            | B9B237  | B9A237  | B9C237  | B9W237  | 1.270 | 32.26 | 314.45 | 468 | 1912 | 8608  |
| 144                           | B9B238  | B9A238  | B9C238  | B9W238  | 1.320 | 33.53 | 322.91 | 481 | 2868 | 12762 |

| Plenum (NEC/CEC OFCP/OFC FT.6) |         |         |         |         |      |       |        |     |      |        |
|--------------------------------|---------|---------|---------|---------|------|-------|--------|-----|------|--------|
| 6                              | B9B240  | B9A240  | B9C240  | B9W240  | 0.57 | 14.48 | 24.24  | 36  | 286  | 1272   |
| 12                             | B9B241  | B9A241  | B9C241  | B9W241  | 0.57 | 14.48 | 31.24  | 46  | 239  | 1063   |
| 24                             | B9B242* | B9A242* | B9C242* | B9W242* | 0.67 | 17.02 | 59.72  | 89  | 641  | 2852   |
| 24                             | B9B243  | B9A243  | B9C243  | B9W243  | 0.92 | 23.37 | 153.93 | 229 | 641  | 2852   |
| 36                             | B9B244  | B9A244  | B9C244  | B9W244  | 0.97 | 24.64 | 158.67 | 236 | 717  | 3190   |
| 48                             | B9B245  | B9A245  | B9C245  | B9W245  | 0.97 | 24.64 | 158.67 | 236 | 986  | 4254   |
| 72                             | B9B246  | B9A246  | B9C246  | B9W246  | 1.12 | 28.45 | 240.06 | 357 | 1434 | 6381   |
| 96                             | B9B247  | B9A247  | B9C247  | B9W247  | 1.27 | 32.26 | 328.45 | 489 | 1912 | 8508   |
| 144                            | B9B248  | B9A248  | B9C248  | B9W248  | 1.32 | 33.53 | 336.91 | 501 | 2868 | 12,762 |

Additional optical fiber cable constructions are available upon request.  
\*Single jacket design.

## Ribbon Cable

Riser and Plenum Rated

### Applications

- Inter-equipment connections
- NEBS applications
- Direct interface to computers with the use of "backbone" style fiber connectors
- High density interconnection to wall outlets or patch panels with ribbon connector interfaces
- "Micro-diameter" fan-out cables utilizing standard industry fiber connectors (ST, SC, FC, LC, MT-RJ)
- VSR OC-192/OC-768 interface based on parallel fiber optics

### Product Description

Small size is ideal for connections in tight spaces. Color coded fibers. Suitable for use with standard ribbon connectors. Flexible, with half-inch minimum bend radius. Tight center-to-center tolerances. Optional identification printing available.

Jacket Material PVC

Strength Member Aramid Yarn

Color Code Per TIA/EIA 598-B,  
(Jacket & Fibers) See page 39

Jacket Color

|                   |        |
|-------------------|--------|
| Single-mode       | Yellow |
| 62.5/125µm        | Orange |
| 50/125 µm / 1 Gb  | Orange |
| 50/125 µm / 10 Gb | Aqua   |

### Ratings

|                  |          |
|------------------|----------|
| <b>Riser</b>     |          |
| UL Type          | OFNR     |
| cUL Type         | OFN FT.4 |
| Flame Resistance | UL 1666  |

|                  |          |
|------------------|----------|
| <b>Plenum</b>    |          |
| UL Type          | OFNP     |
| cUL Type         | OFN FT.6 |
| Flame Resistance | NFPA 262 |

### Specifications

|                          |              |
|--------------------------|--------------|
| <b>Temperature Range</b> |              |
| Storage                  | -40 to +75°C |
| Operating/Installation   | 0° to +70°C  |

|   |          |
|---|----------|
| <b>Crush Resistance</b><br>(EIA-455-41) | 2000 Ncm |
|---|----------|

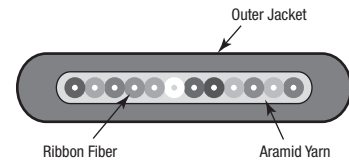
|  |                        |
|--|------------------------|
| <b>Impact Resistance</b><br>(EIA-455-25) | 2000 Impacts @ 1.6 N-m |
|--|------------------------|

|  |                   |
|--|-------------------|
| <b>Cyclic Flexing</b><br>(EIA-455-104) | 2000 cycles, min. |
|--|-------------------|

|                         |         |
|-------------------------|---------|
| <b>Min. Bend Radius</b> |         |
| Installation            | 15 x OD |
| Long Term               | 10 x OD |

|                               |             |
|-------------------------------|-------------|
| <b>Optical Specifications</b> | See page 39 |
|-------------------------------|-------------|

### Fiber Bundle Detail



| No. of Fibers | Belden Part Number                  |                                   |                                    |                                | Outside Diameter |    | Weight      |       | Max. Install Load |   |
|---------------|-------------------------------------|-----------------------------------|------------------------------------|--------------------------------|------------------|----|-------------|-------|-------------------|---|
|               | OM1<br>62.5 / 125 µm<br>Std. / 1 Gb | OM2<br>50 / 125 µm<br>Std. / 1 Gb | OM3<br>50 / 125 µm<br>10 Gb– 300 m | OS2<br>Single-mode<br>Enhanced | Inch             | mm | lb/1000 ft. | kg/km | lb                | N |

### Ribbon Series

| Riser (NEC/CEC OFNR/OFN FT.4)  |        |        |        |        |              |           |   |    |     |     |
|--------------------------------|--------|--------|--------|--------|--------------|-----------|---|----|-----|-----|
| 2                              | B9B630 | B9A630 | B9C630 | B9W630 | 0.11         | 2.9       | 5 | 7  | 100 | 444 |
| 4                              | B9B631 | B9A631 | B9C631 | B9W631 | 0.08 x 0.158 | 2.1 x 4.0 | 4 | 6  | 100 | 444 |
| 6                              | B9B632 | B9A632 | B9C632 | B9W632 | 0.08 x 0.158 | 2.1 x 4.0 | 6 | 9  | 100 | 444 |
| 8                              | B9B633 | B9A633 | B9C633 | B9W633 | 0.08 x 0.158 | 2.1 x 4.0 | 6 | 9  | 100 | 444 |
| 12                             | B9B634 | B9A634 | B9C634 | B9W634 | 0.08 x 0.180 | 2.1 x 4.6 | 7 | 10 | 100 | 444 |
| Plenum (NEC/CEC OFNP/OFN FT.6) |        |        |        |        |              |           |   |    |     |     |
| 2                              | B9B640 | B9A640 | B9C640 | B9W640 | 0.11         | 2.9       | 5 | 7  | 100 | 444 |
| 4                              | B9B641 | B9A641 | B9C641 | B9W641 | 0.08 x 0.158 | 2.1 x 4.0 | 4 | 6  | 100 | 444 |
| 6                              | B9B642 | B9A642 | B9C642 | B9W642 | 0.08 x 0.158 | 2.1 x 4.0 | 6 | 9  | 100 | 444 |
| 8                              | B9B643 | B9A643 | B9C643 | B9W643 | 0.08 x 0.158 | 2.1 x 4.0 | 6 | 9  | 100 | 444 |
| 12                             | B9B644 | B9A644 | B9C644 | B9W644 | 0.08 x 0.180 | 2.1 x 4.6 | 7 | 10 | 100 | 444 |

Fiber Ribbon Cable is to be sold as bulk cable and has not been qualified for field connectorization.

**Single Jacket, All Dielectric Cable**

Loose Tube — Outdoor, and Indoor/Outdoor Riser Rated



Single Jacket, All Dielectric Optical Fiber Cable

**Applications**

- Medium to high fiber count requirements
- Inter-building duct installations
- Lashed aerial
- Indoor/outdoor
- Industrial outside plant

**Product Description**

Gel-filled buffer tube prevents water migration. All-dielectric strength member. Available as Riser rated cable, thereby eliminating the need for service entrance splicing to in-building cable. Full dielectric construction, no grounding required. Available with up to 216 fibers. Length markings in meters for easy determination of cable length.

|                         |         |                                   |
|-------------------------|---------|-----------------------------------|
| Jacket Material         | Outdoor | PE                                |
|                         | Riser   | Thermoplastic                     |
| Buffer Tube             |         | PBT                               |
| Strength Member         |         | Aramid Yarn                       |
| Central Strength Member |         | E-Glass                           |
| Color Code (Buffer)     |         | Per TIA/EIA 598-B,<br>See page 39 |
| Jacket Color            |         | Black                             |

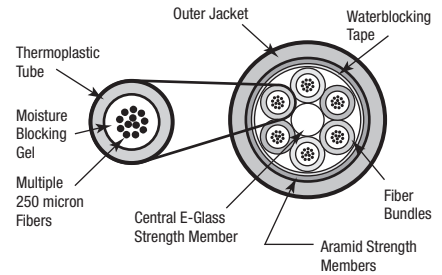
**Ratings**

|                  |          |
|------------------|----------|
| Riser            |          |
| UL Type          | OFNR     |
| cUL Type         | OFN FT.4 |
| Flame Resistance | UL 1666  |

**Specifications**

|   |              |
|---|--------------|
| <b>Temperature Range (Outdoor Series)</b> |              |
| Storage                                   | -40 to +75°C |
| Operating                                 | -40 to +70°C |
| <b>Temperature Range (Riser Series)</b>   |              |
| Storage                                   | -40 to +75°C |
| Operating                                 | -40 to +70°C |
| <b>Min. Bend Radius</b>                   |              |
| Installation                              | 20 x OD      |
| Long Term                                 | 15 x OD      |
| <b>Optical Specifications</b>             | See page 39  |

**Fiber Bundle Detail**





## Single Jacket, All Dielectric Cable

Loose Tube — Outdoor, and Indoor/Outdoor Riser Rated (continued)

| No. of Fibers | Fibers Per Tube | Belden Part Number                       |  |  |                                | Outside Diameter |    | Weight      |       | Max. Install Load |   |
|---------------|-----------------|--|--|--|--------------------------------|------------------|----|-------------|-------|-------------------|---|
|               |                 | OM1<br>62.5 / 125 $\mu$ m<br>Std. / 1 Gb | OM2<br>50 / 125 $\mu$ m<br>Std. / 1 Gb | OM3<br>50 / 125 $\mu$ m<br>10 Gb – 300 m | OS2<br>Single-mode<br>Enhanced | Inch             | mm | lb/1000 ft. | kg/km | lb                | N |

### Loose Tube Series

| Outdoor                       |    |         |         |         |         |      |      |     |     |     |      |
|-------------------------------|----|---------|---------|---------|---------|------|------|-----|-----|-----|------|
| 6                             | 6  | B9B510T | B9A510T | B9C510T | B9W510T | 0.41 | 10.5 | 57  | 85  | 600 | 2700 |
| 12                            | 12 | B9B511T | B9A511T | B9C511T | B9W511T | 0.41 | 10.5 | 57  | 85  | 600 | 2700 |
| 24                            | 12 | B9B500T | B9A500T | B9C500T | B9W500T | 0.41 | 10.5 | 60  | 90  | 600 | 2700 |
| 36                            | 12 | B9B502T | B9A502T | B9C502T | B9W502T | 0.41 | 10.5 | 60  | 90  | 600 | 2700 |
| 48                            | 12 | B9B505T | B9A505T | B9C505T | B9W505T | 0.41 | 10.5 | 60  | 90  | 600 | 2700 |
| 72                            | 12 | B9B507T | B9A507T | B9C507T | B9W507T | 0.45 | 11.5 | 71  | 105 | 600 | 2700 |
| 96                            | 12 | B9B513T | B9A513T | B9C513T | B9W513T | 0.52 | 13.2 | 84  | 125 | 600 | 2700 |
| 144                           | 12 | B9B509T | B9A509T | B9C509T | B9W509T | 0.67 | 17.0 | 148 | 220 | 600 | 2700 |
| 216                           | 12 | B9B520T | B9A520T | B9C520T | B9W520T | 0.69 | 17.4 | 150 | 223 | 600 | 2700 |
| Riser (NEC/CEC OFNR/OFN FT.4) |    |         |         |         |         |      |      |     |     |     |      |
| 6                             | 6  | B9B810  | B9A810  | B9C810  | B9W810  | 0.51 | 12.9 | 110 | 164 | 600 | 2700 |
| 12                            | 12 | B9B811  | B9A811  | B9C811  | B9W811  | 0.51 | 12.9 | 110 | 164 | 600 | 2700 |
| 24                            | 12 | B9B812  | B9A812  | B9C812  | B9W812  | 0.51 | 12.9 | 110 | 164 | 600 | 2700 |
| 36                            | 12 | B9B813  | B9A813  | B9C813  | B9W813  | 0.51 | 12.9 | 110 | 164 | 600 | 2700 |
| 48                            | 12 | B9B814  | B9A814  | B9C814  | B9W814  | 0.51 | 12.9 | 110 | 164 | 600 | 2700 |
| 72                            | 12 | B9B815  | B9A815  | B9C815  | B9W815  | 0.54 | 13.7 | 128 | 190 | 600 | 2700 |
| 96                            | 12 | B9B816  | B9A816  | B9C816  | B9W816  | 0.61 | 15.5 | 148 | 220 | 600 | 2700 |
| 144                           | 12 | B9B817  | B9A817  | B9C817  | B9W817  | 0.76 | 19.3 | 196 | 291 | 600 | 2700 |

Alternative fiber counts are available.



| No. of Fibers | Belden Part Number                       |  |  |                                | Outside Diameter |    | Weight      |       | Max. Install Load |   |
|---------------|--|--|--|--------------------------------|------------------|----|-------------|-------|-------------------|---|
|               | OM1<br>62.5 / 125 $\mu$ m<br>Std. / 1 Gb | OM2<br>50 / 125 $\mu$ m<br>Std. / 1 Gb | OM3<br>50 / 125 $\mu$ m<br>10 Gb – 300 m | OS2<br>Single-mode<br>Enhanced | Inch             | mm | lb/1000 ft. | kg/km | lb                | N |

### Loose Tube Indoor/Outdoor Fiber Optic Cable

| LSZH (NEC/CEC OFNR/OFN FT.4) |        |        |        |        |      |       |     |     |     |      |
|------------------------------|--------|--------|--------|--------|------|-------|-----|-----|-----|------|
| 6                            | B9B830 | B9A830 | B9C830 | B9W830 | 0.38 | 9.65  | 71  | 105 | 600 | 2700 |
| 12                           | B9B831 | B9A831 | B9C831 | B9W831 | 0.38 | 9.65  | 71  | 105 | 600 | 2700 |
| 24                           | B9B832 | B9A832 | B9C832 | B9W832 | 0.38 | 9.65  | 71  | 105 | 600 | 2700 |
| 48                           | B9B834 | B9A834 | B9C834 | B9W834 | 0.48 | 12.18 | 101 | 151 | 600 | 2700 |

## Single Jacket, All Dielectric Cable

Loose Tube — Indoor/Outdoor Plenum Rated



Single Jacket, All Dielectric Optical Fiber Cable

### Applications

- Medium to high fiber count requirements
- Inter-building duct installations
- Lashed aerial
- Indoor/outdoor
- Campus backbones
- Data Centers
- High Density Cable Trays

### Product Description

Dry waterblocking technology used within tubes and under jacket. Available as Plenum rated cable, thereby eliminating the need for service entrance splicing to in-building cable. Small diameter and bend radius facilitate installation in tight spaces. Full dielectric construction, no grounding required. Available with up to 144 fibers. Fibers grouped into sets of 12 for maximum density. Length markings in meters for easy determination of cable length.

|                         |                         |               |
|-------------------------|-------------------------|---------------|
| Jacket Material         | Non-unitized            | Thermoplastic |
|                         | Unitized                | Thermoplastic |
| Buffer Tube             |                         | Thermoplastic |
| Strength Member         | E-Glass and Aramid Yarn |               |
| Central Strength Member | Upjacketed              |               |
| Color Code (Buffer)     | Per TIA/EIA 598-B,      | See page 39   |
| Jacket Color            |                         | Black         |

### Ratings

|                  |          |
|------------------|----------|
| Plenum           |          |
| UL Type          | OFNP     |
| cUL Type         | OFN FT.6 |
| Flame Resistance | NFPA 262 |

### Specifications

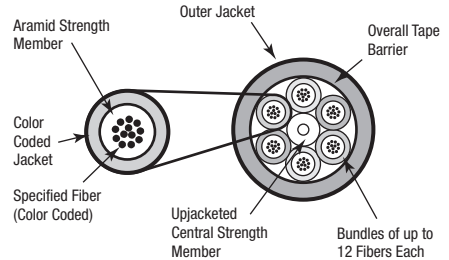
|                   |              |
|-------------------|--------------|
| Temperature Range |              |
| Storage           | -40 to +80°C |
| Operating         | -40 to +70°C |
| Installation      | 0 to +60°C   |

Cyclic Flexing (EIA-455-104) 2000 cycles, min.

|                  |         |
|------------------|---------|
| Min. Bend Radius |         |
| Installation     | 20 x OD |
| Long Term        | 15 x OD |

Optical Specifications See page 39

### Fiber Bundle Detail



| No. of Fibers | Fibers Per Tube | Belden Part Number                  |                                   |                                     |                                | Outside Diameter |    | Weight      |       | Max. Install Load |   |
|---------------|-----------------|-------------------------------------|-----------------------------------|-------------------------------------|--------------------------------|------------------|----|-------------|-------|-------------------|---|
|               |                 | OM1<br>62.5 / 125 µm<br>Std. / 1 Gb | OM2<br>50 / 125 µm<br>Std. / 1 Gb | OM3<br>50 / 125 µm<br>10 Gb – 300 m | OS2<br>Single-mode<br>Enhanced | Inch             | mm | lb/1000 ft. | kg/km | lb                | N |

### Loose Tube Series

| Plenum (NEC/CEC OFNP/OFN FT.6) |    |        |        |        |        |       |       |     |     |      |      |
|--------------------------------|----|--------|--------|--------|--------|-------|-------|-----|-----|------|------|
| 6                              | 6  | B9B202 | B9A202 | B9C202 | B9W202 | 0.265 | 6.70  | 33  | 49  | 320  | 1423 |
| 12                             | 12 | B9B204 | B9A204 | B9C204 | B9W204 | 0.265 | 6.70  | 33  | 49  | 320  | 1423 |
| 24                             | 12 | B9B205 | B9A205 | B9C205 | B9W205 | 0.359 | 9.12  | 47  | 70  | 405  | 1801 |
| 36                             | 12 | B9B206 | B9A206 | B9C206 | B9W206 | 0.359 | 9.12  | 47  | 70  | 405  | 1801 |
| 48                             | 12 | B9B207 | B9A207 | B9C207 | B9W207 | 0.359 | 9.12  | 48  | 71  | 405  | 1801 |
| 72                             | 12 | B9B209 | B9A209 | B9C209 | B9W209 | 0.429 | 10.90 | 71  | 106 | 585  | 2602 |
| 96                             | 12 | B9B211 | B9A211 | B9C211 | B9W211 | 0.501 | 12.73 | 105 | 156 | 903  | 4017 |
| 144                            | 12 | B9B215 | B9A215 | B9C215 | B9W215 | 0.665 | 16.89 | 189 | 281 | 1263 | 5618 |

Alternative fiber counts and hybrid constructions are available.

## Double Jacket, Armored Cable

Loose Tube – Outdoor, and Indoor/Outdoor Riser Rated

### Applications

- Direct burial
- Low to high fiber count requirements
- Inter-building duct installations
- Indoor/outdoor
- Industrial outside plant

### Product Description

Gel-filled buffer tube prevents water migration. Available as Riser rated cable, thereby eliminating the need for service entrance splicing to in-building cable. Rodent resistant. Available in sizes up to 216 fibers. Length markings in meters for easy determination of cable length.

|                                |                                   |
|--------------------------------|-----------------------------------|
| <b>Jacket Material</b>         |                                   |
| Outdoor                        | PE                                |
| Riser                          | PVC                               |
| <b>Buffer Tube</b>             | Thermoplastic                     |
| <b>Strength Member</b>         | Aramid Yarn                       |
| <b>Central Strength Member</b> | E-Glass                           |
| <b>Armor</b>                   | Corrugated Steel Tape             |
| <b>Color Code (Buffer)</b>     | Per TIA/EIA 598-B,<br>See page 39 |
| <b>Jacket Color</b>            | Black                             |

### Ratings

|       |      |
|-------|------|
| Riser | OFRC |
|-------|------|

### Specifications

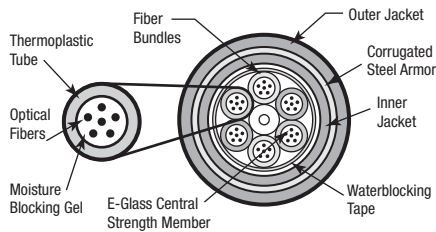
|                                    |              |
|------------------------------------|--------------|
| <b>Temperature Range (Outdoor)</b> |              |
| Storage                            | -40 to +75°C |
| Operating                          | -40 to +70°C |

|                                  |              |
|----------------------------------|--------------|
| <b>Temperature Range (Riser)</b> |              |
| Storage                          | -40 to +80°C |
| Operating                        | -40 to +70°C |

|                         |         |
|-------------------------|---------|
| <b>Min. Bend Radius</b> |         |
| Installation            | 20 x OD |
| Long Term               | 15 x OD |

|                               |             |
|-------------------------------|-------------|
| <b>Optical Specifications</b> | See page 39 |
|-------------------------------|-------------|

### Fiber Bundle Detail



**Double Jacket, Armored Cable**

Loose Tube – Outdoor, and Indoor/Outdoor Riser Rated (continued)

| No. of Fibers | Fibers Per Tube | Belden Part Number                  |                                   |                                     |                                | Outside Diameter |    | Weight      |       | Max. Install Load |   |
|---------------|-----------------|-------------------------------------|-----------------------------------|-------------------------------------|--------------------------------|------------------|----|-------------|-------|-------------------|---|
|               |                 | OM1<br>62.5 / 125 µm<br>Std. / 1 Gb | OM2<br>50 / 125 µm<br>Std. / 1 Gb | OM3<br>50 / 125 µm<br>10 Gb – 300 m | OS2<br>Single-mode<br>Enhanced | Inch             | mm | lb/1000 ft. | kg/km | lb                | N |

**Loose Tube Series – Armored**

| <b>Outdoor</b>                       |    |         |         |         |         |      |      |     |     |     |      |
|--------------------------------------|----|---------|---------|---------|---------|------|------|-----|-----|-----|------|
| 6                                    | 6  | B9B381T | B9A381T | B9C381T | B9W381T | 0.62 | 15.5 | 134 | 200 | 600 | 2670 |
| 12                                   | 12 | B9B382T | B9A382T | B9C382T | B9W382T | 0.62 | 15.5 | 134 | 200 | 600 | 2670 |
| 24                                   | 12 | B9B384T | B9A384T | B9C384T | B9W384T | 0.62 | 15.5 | 134 | 200 | 600 | 2670 |
| 36                                   | 12 | B9B386T | B9A386T | B9C386T | B9W386T | 0.62 | 15.5 | 134 | 200 | 600 | 2670 |
| 48                                   | 12 | B9B389T | B9A389T | B9C389T | B9W389T | 0.62 | 15.5 | 134 | 200 | 600 | 2670 |
| 72                                   | 12 | B9B391T | B9A391T | B9C391T | B9W391T | 0.62 | 16.4 | 138 | 206 | 600 | 2670 |
| 96                                   | 12 | B9B398T | B9A398T | B9C398T | B9W398T | 0.72 | 18.2 | 170 | 254 | 600 | 2670 |
| 144                                  | 12 | B9B393T | B9A393T | B9C393T | B9W393T | 0.90 | 22.9 | 259 | 385 | 600 | 2670 |
| <b>Riser (NEC/CEC OFCR/OFC FT.4)</b> |    |         |         |         |         |      |      |     |     |     |      |
| 6                                    | 6  | B9B890  | B9A890  | B9C890  | B9W890  | 0.62 | 15.5 | 138 | 205 | 600 | 2700 |
| 12                                   | 12 | B9B891  | B9A891  | B9C891  | B9W891  | 0.62 | 15.5 | 138 | 205 | 600 | 2700 |
| 24                                   | 12 | B9B892  | B9A892  | B9C892  | B9W892  | 0.62 | 15.5 | 138 | 205 | 600 | 2700 |
| 36                                   | 12 | B9B893  | B9A893  | B9C893  | B9W893  | 0.62 | 15.5 | 138 | 205 | 600 | 2700 |
| 48                                   | 12 | B9B894  | B9A894  | B9C894  | B9W894  | 0.62 | 15.5 | 176 | 262 | 600 | 2700 |
| 72                                   | 12 | B9B895  | B9A895  | B9C895  | B9W895  | 0.65 | 16.4 | 172 | 256 | 600 | 2700 |
| 96                                   | 12 | B9B896  | B9A896  | B9C896  | B9W896  | 0.72 | 18.2 | 206 | 307 | 600 | 2700 |
| 144                                  | 12 | B9B897  | B9A897  | B9C897  | B9W897  | 0.90 | 22.9 | 302 | 449 | 600 | 2700 |

## Double Jacket, Heavy-Duty Cable

Loose Tube — Outdoor

### Applications

- Direct burial
- Harsh environments
- Applications requiring good ozone-, moisture- and weather-resistance

### Product Description

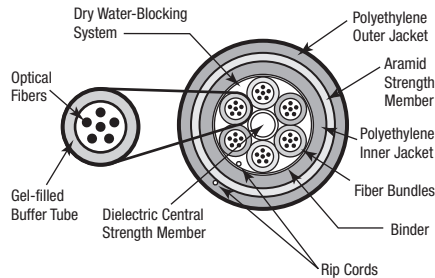
Gel-filled buffer tube prevents water migration. Available with up to 216 fibers.

|                                |                                   |
|--------------------------------|-----------------------------------|
| <b>Jacket Material</b>         |                                   |
| Outer Jacket:                  | PE                                |
| Inner Jacket:                  | PE                                |
| <b>Buffer Tube</b>             | PBT                               |
| <b>Strength Member</b>         | Aramid Yarn                       |
| <b>Central Strength Member</b> | E-Glass                           |
| <b>Core Wrap</b>               | Water Swellable Tape              |
| <b>Color Code (Buffer)</b>     | Per TIA/EIA 598-B,<br>See page 39 |
| <b>Jacket Color</b>            | Black                             |

### Specifications

|                               |              |
|-------------------------------|--------------|
| <b>Temperature Range</b>      |              |
| Storage                       | -40 to +75°C |
| Operating                     | -40 to +70°C |
| <b>Min. Bend Radius</b>       |              |
| Installation                  | 20 x OD      |
| Long Term                     | 15 x OD      |
| <b>Optical Specifications</b> | See page 39  |

### Fiber Bundle Detail



| No. of Fibers | Fibers Per Tube | Belden Part Number                  |                                   |                                     |                                | Outside Diameter |    | Weight      |       | Max. Install Load |   |
|---------------|-----------------|-------------------------------------|-----------------------------------|-------------------------------------|--------------------------------|------------------|----|-------------|-------|-------------------|---|
|               |                 | OM1<br>62.5 / 125 μm<br>Std. / 1 Gb | OM2<br>50 / 125 μm<br>Std. / 1 Gb | OM3<br>50 / 125 μm<br>10 Gb – 300 m | OS2<br>Single-mode<br>Enhanced | Inch             | mm | lb/1000 ft. | kg/km | lb                | N |

### Loose Tube Series — Heavy Duty

| Outdoor |    |        |        |        |        |      |      |     |     |     |      |
|---------|----|--------|--------|--------|--------|------|------|-----|-----|-----|------|
| 2       | 2  | B9B840 | B9A840 | B9C840 | B9W840 | 0.49 | 12.5 | 84  | 125 | 600 | 2700 |
| 4       | 4  | B9B841 | B9A841 | B9C841 | B9W841 | 0.49 | 12.5 | 84  | 125 | 600 | 2700 |
| 6       | 6  | B9B842 | B9A842 | B9C842 | B9W842 | 0.49 | 12.5 | 84  | 125 | 600 | 2700 |
| 8       | 8  | B9B843 | B9A843 | B9C843 | B9W843 | 0.49 | 12.5 | 84  | 125 | 600 | 2700 |
| 12      | 12 | B9B844 | B9A844 | B9C844 | B9W844 | 0.49 | 12.5 | 84  | 125 | 600 | 2700 |
| 18      | 12 | B9B845 | B9A845 | B9C845 | B9W845 | 0.49 | 12.5 | 84  | 125 | 600 | 2700 |
| 24      | 12 | B9B846 | B9A846 | B9C846 | B9W846 | 0.49 | 12.5 | 84  | 125 | 600 | 2700 |
| 36      | 12 | B9B847 | B9A847 | B9C847 | B9W847 | 0.49 | 12.5 | 84  | 125 | 600 | 2700 |
| 48      | 12 | B9B848 | B9A848 | B9C848 | B9W848 | 0.49 | 12.5 | 84  | 125 | 600 | 2700 |
| 72      | 12 | B9B849 | B9A849 | B9C849 | B9W849 | 0.53 | 13.4 | 97  | 144 | 600 | 2700 |
| 96      | 12 | B9B820 | B9A820 | B9C820 | B9W820 | 0.60 | 15.2 | 121 | 180 | 600 | 2700 |
| 144     | 12 | B9B821 | B9A821 | B9C821 | B9W821 | 0.75 | 19.0 | 184 | 274 | 600 | 2700 |
| 216     | 12 | B9B822 | B9A822 | B9C822 | B9W822 | 0.76 | 19.3 | 187 | 278 | 600 | 2700 |

## Central Tube Cable

Loose Tube—Outdoor, and Outdoor Armored

### Applications

- Campus OSP backbones
- Drop cable
- Telecommunications and data trunk
- Direct burial (armored only)
- Lashed aerial

### Product Description

Economical option for low fiber counts. Quick and easy end preparation. Fully waterblocked with gel-filled buffer tube. No rods – easy handling. Crush, impact and abrasion resistant.

|                                    |                                   |
|------------------------------------|-----------------------------------|
| Jacket Material                    | PE                                |
| Buffer Tube                        | PBT                               |
| Core Wrap                          | Water Swellable Tape              |
| Strength Member                    | Fiberglass                        |
| Armor                              | Corrugated Steel                  |
| Color Codes<br>(Jacket and Fibers) | Per TIA/EIA 598-B,<br>See page 39 |
| Jacket Color                       | Black                             |

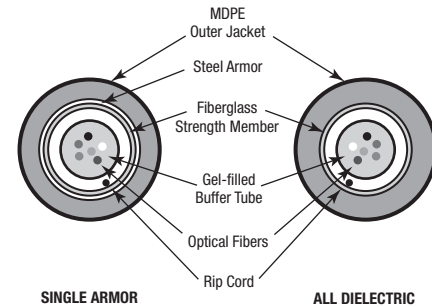
### Specifications

|                          |              |
|--------------------------|--------------|
| <b>Temperature Range</b> |              |
| Storage                  | -40 to +75°C |
| Operating                | -40 to +70°C |

|                         |         |
|-------------------------|---------|
| <b>Min. Bend Radius</b> |         |
| Installation            | 20 x OD |
| Long Term               | 15 x OD |

**Optical Specifications** See page 39

### Fiber Bundle Detail



| No. of Fibers | Belden Part Number                  |                                   |                                     |                                | Outside Diameter |    | Weight      |       | Max. Install Load |   |
|---------------|-------------------------------------|-----------------------------------|-------------------------------------|--------------------------------|------------------|----|-------------|-------|-------------------|---|
|               | OM1<br>62.5 / 125 μm<br>Std. / 1 Gb | OM2<br>50 / 125 μm<br>Std. / 1 Gb | OM3<br>50 / 125 μm<br>10 Gb – 300 m | OS2<br>Single-mode<br>Enhanced | Inch             | mm | lb/1000 ft. | kg/km | lb                | N |

### Central Tube Series

| Outdoor |        |        |        |        |       |      |    |    |     |      |
|---------|--------|--------|--------|--------|-------|------|----|----|-----|------|
| 2       | B9B150 | B9A150 | B9C150 | B9W150 | 0.325 | 8.26 | 50 | 75 | 600 | 2700 |
| 4       | B9B151 | B9A151 | B9C151 | B9W151 | 0.325 | 8.26 | 50 | 75 | 600 | 2700 |
| 6       | B9B152 | B9A152 | B9C152 | B9W152 | 0.325 | 8.26 | 50 | 75 | 600 | 2700 |
| 8       | B9B153 | B9A153 | B9C153 | B9W153 | 0.325 | 8.26 | 50 | 75 | 600 | 2700 |
| 10      | B9B154 | B9A154 | B9C154 | B9W154 | 0.325 | 8.26 | 50 | 75 | 600 | 2700 |
| 12      | B9B155 | B9A155 | B9C155 | B9W155 | 0.325 | 8.26 | 50 | 75 | 600 | 2700 |

| Outdoor Armored |        |        |        |        |       |      |    |    |     |      |
|-----------------|--------|--------|--------|--------|-------|------|----|----|-----|------|
| 2               | B9B170 | B9A170 | B9C170 | M9W170 | 0.310 | 7.80 | 34 | 50 | 600 | 2700 |
| 4               | B9B171 | B9A171 | B9C171 | B9W171 | 0.310 | 7.80 | 34 | 50 | 600 | 2700 |
| 6               | B9B172 | B9A172 | B9C172 | B9W172 | 0.310 | 7.80 | 34 | 50 | 600 | 2700 |
| 8               | B9B173 | B9A173 | B9C173 | B9W173 | 0.310 | 7.80 | 34 | 50 | 600 | 2700 |
| 10              | B9B174 | B9A174 | B9C174 | B9W174 | 0.310 | 7.80 | 34 | 50 | 600 | 2700 |
| 12              | B9B175 | B9A175 | B9C175 | B9W175 | 0.310 | 7.80 | 34 | 50 | 600 | 2700 |

## TrayOptic® Heavy-Duty, All Dielectric Cable

Loose Tube — Indoor/Outdoor Riser Rated

### Applications

- Industrial and other harsh environment applications
- Factory automation
- Direct burial

### Product Description

Laser Optimized Fiber to handle Gigabit Ethernet light sources and expanded bandwidth requirements. Passes IEEE 383-2003 flame test. Waterblocking agent for moisture protection. CPE outer jacket option provides extra chemical or abrasion resistance.

|                 |             |
|-----------------|-------------|
| Fiber Type      | 62.5/125μ   |
| Jacket Material | PVC or CPE  |
| Strength Member | Aramid Yarn |
| Jacket Color    | Orange      |

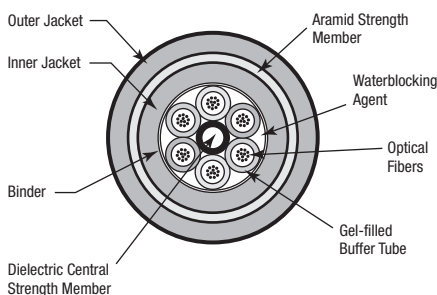
### Ratings

|                  |               |
|------------------|---------------|
| Riser            |               |
| UL Type          | OFNR          |
| cUL Type         | OFN FT.4      |
| Flame Resistance | IEEE 383-2003 |

### Specifications

|                           |   |
|---------------------------|---|
| Temperature Range         |   |
| Storage                   | -40 to +70°C  |
| Operating                 | -40 to +70°C  |
| Crush Resistance          | 2000 N/cm<br>(EIA-455-41)                                   |
| Impact Resistance         | 2000 impacts@ 1.6N-m<br>(EIA-455-25)                        |
| Cyclic Flexing            | 25 cycles, 12 lbs.,<br>20 x OD radius min.<br>(EIA-455-104) |
| Min. Bend Radius          |   |
| Installation              | 20 x OD   |
| Long Term                 | 15 x OD   |
| Maximum Installation Load | 600 lbs. (2700 N)   |
| Optical Specifications    | See page 39   |

### Fiber Bundle Detail



| No. of Fibers | Fibers Per Tube | PVC Jacket      |                    |              | CPE Jacket      |                    |              | Outside Diameter |    |
|---------------|-----------------|-----------------|--------------------|--------------|-----------------|--------------------|--------------|------------------|----|
|               |                 | Belden Part No. | Weight lb/1000 ft. | Weight kg/km | Belden Part No. | Weight lb/1000 ft. | Weight kg/km | Inches           | mm |

### TrayOptic Series

| Riser (NEC/CEC OFNR/OFN FT.4) |    |         |     |     |         |     |     |       |       |
|-------------------------------|----|---------|-----|-----|---------|-----|-----|-------|-------|
| 2                             | 2  | I100255 | 88  | 131 | I100266 | 83  | 124 | 0.440 | 11.18 |
| 4                             | 4  | I100455 | 88  | 131 | I100466 | 83  | 124 | 0.440 | 11.18 |
| 6                             | 6  | I100655 | 88  | 131 | I100666 | 83  | 124 | 0.440 | 11.18 |
| 8                             | 4  | I400855 | 88  | 131 | I400866 | 83  | 124 | 0.440 | 11.18 |
| 12                            | 6  | I601255 | 88  | 131 | I601266 | 83  | 124 | 0.440 | 11.18 |
| 18                            | 6  | I601855 | 88  | 131 | I601866 | 83  | 124 | 0.440 | 11.18 |
| 24                            | 6  | I602455 | 88  | 131 | I602466 | 83  | 124 | 0.440 | 11.18 |
| 36                            | 6  | I603655 | 88  | 131 | I603666 | 83  | 124 | 0.440 | 11.18 |
| 48                            | 12 | I604855 | 136 | 202 | I604866 | 129 | 192 | 0.540 | 13.72 |
| 60                            | 12 | I606055 | 136 | 202 | I606066 | 129 | 192 | 0.540 | 13.72 |
| 72                            | 12 | I607255 | 136 | 202 | I607266 | 129 | 192 | 0.540 | 13.72 |







## Part Number Index

| Part No. | Page | Part No. | Page | Part No. | Page | Part No. | Page | Part No.         | Page | Part No.         | Page |
|----------|------|----------|------|----------|------|----------|------|------------------|------|------------------|------|
| AX203005 | 31   | AX203082 | 32   | B98086   | 40   | B9*206   | 50   | B9*817           | 49   | NXC-MRSL-LDUFEN- |      |
| AX203006 | 31   | AX203083 | 32   | B9*001   | 40   | B9*207   | 50   | B9*820           | 53   | LDUFEN-0-0010    | 13   |
| AX203007 | 31   | AX203084 | 32   | B9*002   | 40   | B9*209   | 50   | B9*821           | 53   | NXC-MRSX-LCUFBN- |      |
| AX203008 | 31   | AX203085 | 32   | B9*003   | 40   | B9*211   | 50   | B9*822           | 53   | LCUFBN-0-0010    | 13   |
| AX203009 | 31   | AX203086 | 32   | B9*004   | 40   | B9*215   | 50   | B9*830           | 49   | NXC-MRSX-LDUFEN- |      |
| AX203010 | 31   | AX203087 | 32   | B9*005   | 44   | B9*230   | 46   | B9*831           | 49   | LDUFEN-0-0010    | 13   |
| AX203011 | 31   | AX203088 | 32   | B9*006   | 44   | B9*231   | 46   | B9*832           | 49   | NXC-RPFL-PGNPNN- |      |
| AX203012 | 31   | AX203089 | 32   | B9*007   | 44   | B9*232   | 46   | B9*834           | 49   | LCPFBN-N-01.5    | 13   |
| AX203013 | 31   | AX203090 | 32   | B9*008   | 44   | B9*233   | 46   | B9*840           | 53   | NXC-RPFL-PGNPNN- |      |
| AX203014 | 31   | AX203091 | 32   | B9*009   | 44   | B9*234   | 46   | B9*841           | 53   | SCPFBN-N-01.5    | 13   |
| AX203015 | 31   | AX203092 | 32   | B9*010   | 44   | B9*235   | 46   | B9*842           | 53   | NXC-RPML-PGNPNN- |      |
| AX203016 | 31   | AX203093 | 32   | B9*011   | 44   | B9*236   | 46   | B9*843           | 53   | LCPFBN-N-01.5    | 13   |
| AX203017 | 31   | AX203094 | 32   | B9*012   | 44   | B9*237   | 46   | B9*844           | 53   | NXC-RPML-PGNPNN- |      |
| AX203018 | 31   | AX203095 | 32   | B9*013   | 44   | B9*238   | 46   | B9*845           | 53   | SCPFBN-N-01.5    | 13   |
| AX203019 | 31   | AX203096 | 32   | B9*014   | 44   | B9*240   | 46   | B9*846           | 53   | NXC-RPML-PGNPNN- |      |
| AX203020 | 31   | AX203097 | 32   | B9*015   | 44   | B9*241   | 46   | B9*847           | 53   | LCPFBN-N-01.5    | 13   |
| AX203021 | 31   | AX203098 | 32   | B9*016   | 44   | B9*242   | 46   | B9*848           | 53   | NXC-RPML-PGNPNN- |      |
| AX203022 | 31   | AX203099 | 32   | B9*017   | 44   | B9*243   | 46   | B9*849           | 53   | SCPFBN-N-01.5    | 13   |
| AX203023 | 31   | AX203100 | 32   | B9*018   | 44   | B9*244   | 46   | B9*890           | 52   | NXC-RPFL-PGNPNN- |      |
| AX203024 | 31   | AX203101 | 32   | B9*019   | 44   | B9*245   | 46   | B9*891           | 52   | LCSFBN-N-01.5    | 13   |
| AX203025 | 31   | AX203102 | 33   | B9*020   | 44   | B9*246   | 46   | B9*892           | 52   | NXC-RPFL-PGNPNN- |      |
| AX203026 | 31   | AX203103 | 33   | B9*037   | 42   | B9*247   | 46   | B9*893           | 52   | SCSFBN-N-01.5    | 13   |
| AX203027 | 31   | AX203104 | 33   | B9*037T  | 42   | B9*248   | 46   | B9*894           | 52   |                  |      |
| AX203028 | 31   | AX203105 | 33   | B9*038   | 42   | B9*243T  | 52   | B9*895           | 52   |                  |      |
| AX203029 | 31   | AX203106 | 33   | B9*038T  | 42   | B9*382T  | 52   | B9*896           | 52   |                  |      |
| AX203030 | 31   | AX203107 | 33   | B9*039   | 42   | B9*384T  | 52   | B9*897           | 52   |                  |      |
| AX203031 | 31   | AX203108 | 33   | B9*039T  | 42   | B9*386T  | 52   | I100255          | 55   |                  |      |
| AX203032 | 31   | AX203109 | 33   | B9*040   | 42   | B9*389T  | 52   | I100266          | 55   |                  |      |
| AX203033 | 31   | AX203110 | 33   | B9*040T  | 42   | B9*391T  | 52   | I100455          | 55   |                  |      |
| AX203034 | 31   | AX203111 | 33   | B9*042   | 42   | B9*393T  | 52   | I100466          | 55   |                  |      |
| AX203035 | 31   | AX203112 | 33   | B9*042T  | 42   | B9*398T  | 52   | I100655          | 55   |                  |      |
| AX203036 | 31   | AX203113 | 33   | B9*043   | 42   | B9*500T  | 49   | I100666          | 55   |                  |      |
| AX203037 | 31   | AX203114 | 33   | B9*043T  | 43   | B9*502T  | 49   | I400855          | 55   |                  |      |
| AX203038 | 31   | AX203115 | 33   | B9*044   | 42   | B9*505T  | 49   | I400866          | 55   |                  |      |
| AX203039 | 31   | AX203116 | 33   | B9*044T  | 43   | B9*507T  | 49   | I601255          | 55   |                  |      |
| AX203040 | 31   | AX203117 | 33   | B9*045   | 42   | B9*509T  | 49   | I601266          | 55   |                  |      |
| AX203041 | 31   | AX203118 | 33   | B9*045T  | 43   | B9*510T  | 49   | I601855          | 55   |                  |      |
| AX203042 | 31   | AX203119 | 33   | B9*046   | 42   | B9*511T  | 49   | I601866          | 55   |                  |      |
| AX203043 | 31   | AX250001 | 14   | B9*046T  | 43   | B9*513T  | 49   | I602455          | 55   |                  |      |
| AX203044 | 31   | AX250005 | 14   | B9*048   | 42   | B9*520T  | 49   | I602466          | 55   |                  |      |
| AX203045 | 31   | AX250009 | 14   | B9*048T  | 43   | B9*601   | 42   | I603655          | 55   |                  |      |
| AX203046 | 31   | AX250011 | 14   | B9*100   | 43   | B9*601T  | 42   | I603666          | 55   |                  |      |
| AX203047 | 31   | AX250021 | 12   | B9*101   | 43   | B9*602   | 42   | I604855          | 55   |                  |      |
| AX203048 | 32   | AX250052 | 14   | B9*102   | 43   | B9*602T  | 42   | I604866          | 55   |                  |      |
| AX203049 | 32   | AX250054 | 14   | B9*103   | 43   | B9*604   | 42   | I606055          | 55   |                  |      |
| AX203050 | 32   | AX250060 | 12   | B9*104   | 43   | B9*604T  | 42   | I606066          | 55   |                  |      |
| AX203051 | 32   | AX250061 | 12   | B9*105   | 43   | B9*606   | 42   | I607255          | 55   |                  |      |
| AX203052 | 32   | AX250065 | 12   | B9*107   | 43   | B9*606T  | 42   | I607266          | 55   |                  |      |
| AX203053 | 32   | AX250066 | 12   | B9*111   | 43   | B9*609   | 42   | MX100154         | 14   |                  |      |
| AX203054 | 32   | AX250067 | 12   | B9*112   | 43   | B9*609T  | 42   | NOT0651          | 9    |                  |      |
| AX203055 | 32   | AX250071 | 12   | B9*114   | 43   | B9*611   | 42   | NXC-MPFL-LCPFBN- |      |                  |      |
| AX203056 | 32   | AX250072 | 12   | B9*116   | 43   | B9*611T  | 43   | LCPFBN-0-0010    | 13   |                  |      |
| AX203057 | 32   | AX250073 | 12   | B9*120   | 43   | B9*612   | 42   | NXC-MPFL-LDPFEN- |      |                  |      |
| AX203058 | 32   | AX250105 | 12   | B9*130   | 45   | B9*614   | 42   | LDPFEN-0-0010    | 13   |                  |      |
| AX203059 | 32   | AX250106 | 12   | B9*131   | 45   | B9*616   | 42   | NXC-MPFX-LCPFBN- |      |                  |      |
| AX203060 | 32   | AX250178 | 14   | B9*132   | 45   | B9*619   | 42   | LCPFBN-0-0010    | 13   |                  |      |
| AX203061 | 32   | AX250179 | 14   | B9*133   | 45   | B9*620   | 42   | NXC-MPFX-LDPFEN- |      |                  |      |
| AX203062 | 32   | AX250180 | 14   | B9*134   | 45   | B9*621   | 42   | LDPFEN-0-0010    | 13   |                  |      |
| AX203063 | 32   | AX250224 | 12   | B9*135   | 45   | B9*622   | 42   | NXC-MPSL-LCUFBN- |      |                  |      |
| AX203064 | 32   | AX250345 | 12   | B9*136   | 45   | B9*623   | 42   | LCUFBN-0-0010    | 13   |                  |      |
| AX203065 | 32   | AX250349 | 12   | B9*137   | 45   | B9*630   | 47   | NXC-MPSL-LDUFEN- |      |                  |      |
| AX203066 | 32   | AX250376 | 12   | B9*138   | 45   | B9*631   | 47   | LDUFEN-0-0010    | 13   |                  |      |
| AX203067 | 32   | AX250387 | 12   | B9*150   | 54   | B9*632   | 47   | NXC-MPSX-LCUFBN- |      |                  |      |
| AX203068 | 32   | AX250412 | 12   | B9*151   | 54   | B9*633   | 47   | LCUFBN-0-0010    | 13   |                  |      |
| AX203069 | 32   | AX250413 | 12   | B9*152   | 54   | B9*634   | 47   | NXC-MPSX-LDUFEN- |      |                  |      |
| AX203070 | 32   | AX250457 | 12   | B9*153   | 54   | B9*640   | 47   | LDUFEN-0-0010    | 13   |                  |      |
| AX203071 | 32   | AX250458 | 12   | B9*154   | 54   | B9*641   | 47   | NXC-MRFL-LCPFBN- |      |                  |      |
| AX203072 | 32   | AX250459 | 14   | B9*155   | 54   | B9*642   | 47   | LCPFBN-0-0010    | 13   |                  |      |
| AX203073 | 32   | AX250460 | 14   | B9*170   | 54   | B9*643   | 47   | NXC-MRFL-LDPFEN- |      |                  |      |
| AX203074 | 32   | AX250461 | 14   | B9*171   | 54   | B9*644   | 47   | LDPFEN-0-0010    | 13   |                  |      |
| AX203075 | 32   | AX250539 | 14   | B9*172   | 54   | B9*810   | 49   | NXC-MRFX-LCPFBN- |      |                  |      |
| AX203076 | 32   | AX250540 | 14   | B9*173   | 54   | B9*811   | 49   | LCPFBN-0-0010    | 13   |                  |      |
| AX203077 | 32   | AX250541 | 14   | B9*174   | 54   | B9*812   | 49   | NXC-MRFX-LDPFEN- |      |                  |      |
| AX203078 | 32   | AX250542 | 14   | B9*175   | 54   | B9*813   | 49   | LDPFEN-0-0010    | 13   |                  |      |
| AX203079 | 32   | B96915   | 40   | B9*202   | 50   | B9*814   | 49   | NXC-MRSL-LCUFBN- |      |                  |      |
| AX203080 | 32   | B96919   | 40   | B9*204   | 50   | B9*815   | 49   | LCUFBN-0-0010    | 13   |                  |      |
| AX203081 | 32   | B97112   | 40   | B9*205   | 50   | B9*816   | 49   |                  |      |                  |      |



## Belden Customer Care

### Expert Service and Support

The FiberExpress product line is indicative of our Total Enterprise Networks™ promise – or, our commitment to deliver high-performance, reliable signal transmission solutions that simplify your operations and offer peace of mind. Having the best products and systems in the industry goes a long way toward actualizing this promise, but the strong service orientation and system expertise that resides with Belden professionals, and with our partners, ensures our total quality commitment.

### The Best Design and Installation Partners

Belden's authorized Certified System Vendors (CSVs) are leading networking contractors who have been selected using stringent qualification and selection criteria. Through rigorous training and evaluation, we ensure that all CSVs have the ability to design, install, and maintain our

industry-leading copper and optical fiber structured cabling solutions across the Enterprise, including the data center and LAN. To complete our service offering, Belden CSVs are supported by national and international distribution networks who make sure that our industry-leading products and solutions are stocked and ready for your installation.

Only Belden has your networking transmission needs covered to this extent – industry-leading products and solutions stocked and supported through an extensive, worldwide distribution network and designed, installed and maintained by CSVs trained to provide the best possible signal transmission solution for your application.

### A Total Quality Approach

Belden products and systems are backed by what are arguably the best warranty programs offered in the industry today. We also believe that the *ultimate* warranty program is one that you will never need to use.


Belden's philosophy is that our responsibilities and obligations for quality don't stop at the end of our production line, but extend through to each customer's actual installation.

But because we understand that you expect to have your infrastructure investments protected by comprehensive, long-term warranties that parallel the expected operational lifespan of the asset, we offer two powerful warranty vehicles: one covering the quality of the individual components for 25 years, and the second guaranteeing the end-to-end performance of the System for the entire installed lifetime of the network.

No other company offers such a high quality product line – backed by the industry's strongest support organization and comprehensive warranty programs.

### Contact Belden Today

For more information about our components and systems, or our warranties, please call: **1.800.BELDEN.1** (U.S.A. and Canada) or 1.514.822.7593 (International).



**GLOBAL LOCATIONS**

**Customer Service:  
800-BELDEN-1 (800-235-3361)**

See [www.belden.com](http://www.belden.com) for a complete listing of Belden locations.



**UNITED STATES**

**Division Headquarters—  
Americas**

2200 U.S. Highway 27 South  
Richmond, IN 47374  
**Phone: 765-983-5200**  
Inside Sales: 800-235-3361  
Fax: 765-983-5294  
[info@belden.com](mailto:info@belden.com)  
[web: www.belden.com](http://www.belden.com)

**CANADA**

**National Business Center**

2280 Alfred-Nobel  
Suite 200  
Saint-Laurent, QC  
Canada H4S 2A4  
**Phone: 514-822-2345**  
Fax: 514-822-7979

**LATIN AMERICA and the  
CARIBBEAN ISLANDS**

**Regional Office**

6100 Hollywood Boulevard  
Suite 110  
Hollywood, Florida 33024  
**Phone: 954-987-5044**  
Fax: 954-987-8022  
[salesla@belden.com](mailto:salesla@belden.com)

Компания «Океан Электроники» предлагает заключение долгосрочных отношений при поставках импортных электронных компонентов на взаимовыгодных условиях!

Наши преимущества:

- Поставка оригинальных импортных электронных компонентов напрямую с производств Америки, Европы и Азии, а так же с крупнейших складов мира;
- Широкая линейка поставок активных и пассивных импортных электронных компонентов (более 30 млн. наименований);
- Поставка сложных, дефицитных, либо снятых с производства позиций;
- Оперативные сроки поставки под заказ (от 5 рабочих дней);
- Экспресс доставка в любую точку России;
- Помощь Конструкторского Отдела и консультации квалифицированных инженеров;
- Техническая поддержка проекта, помощь в подборе аналогов, поставка прототипов;
- Поставка электронных компонентов под контролем ВП;
- Система менеджмента качества сертифицирована по Международному стандарту ISO 9001;
- При необходимости вся продукция военного и аэрокосмического назначения проходит испытания и сертификацию в лаборатории (по согласованию с заказчиком);
- Поставка специализированных компонентов военного и аэрокосмического уровня качества (Xilinx, Altera, Analog Devices, Intersil, Interpoint, Microsemi, Actel, Aeroflex, Peregrine, VPT, Syfer, Eurofarad, Texas Instruments, MS Kennedy, Miteq, Cobham, E2V, MA-COM, Hittite, Mini-Circuits, General Dynamics и др.);

Компания «Океан Электроники» является официальным дистрибьютором и эксклюзивным представителем в России одного из крупнейших производителей разъемов военного и аэрокосмического назначения «JONHON», а так же официальным дистрибьютором и эксклюзивным представителем в России производителя высокотехнологичных и надежных решений для передачи СВЧ сигналов «FORSTAR».



## JONHON

«JONHON» (основан в 1970 г.)

Разъемы специального, военного и аэрокосмического назначения:

(Применяются в военной, авиационной, аэрокосмической, морской, железнодорожной, горно- и нефтедобывающей отраслях промышленности)

«FORSTAR» (основан в 1998 г.)

ВЧ соединители, коаксиальные кабели, кабельные сборки и микроволновые компоненты:

(Применяются в телекоммуникациях гражданского и специального назначения, в средствах связи, РЛС, а так же военной, авиационной и аэрокосмической отраслях промышленности).



Телефон: 8 (812) 309-75-97 (многоканальный)

Факс: 8 (812) 320-03-32

Электронная почта: [ocean@oceanchips.ru](mailto:ocean@oceanchips.ru)

Web: <http://oceanchips.ru/>

Адрес: 198099, г. Санкт-Петербург, ул. Калинина, д. 2, корп. 4, лит. А