

Power supply unit - QUINT-PS/ 1AC/48DC/20 - 2866695

Please be informed that the data shown in this PDF Document is generated from our Online Catalog. Please find the complete data in the user's documentation. Our General Terms of Use for Downloads are valid (<http://phoenixcontact.com/download>)



Primary-switched QUINT POWER power supply for DIN rail mounting with SFB (Selective Fuse Breaking) Technology, input: 1-phase, output: 48 V DC/20 A

Product description

QUINT POWER power supplies with maximum functionality

QUINT POWER circuit breakers magnetically and therefore quickly trip at six times the nominal current, for selective and therefore cost-effective system protection. The high level of system availability is additionally ensured, thanks to preventive function monitoring, as it reports critical operating states before errors occur.

Reliable starting of heavy loads takes place via the static power reserve POWER BOOST. Thanks to the adjustable voltage, all ranges between 5 V DC ... 56 V DC are covered.

Product Features

- Reliable starting of difficult loads
- Quick tripping of standard circuit breakers
- Preventive function monitoring



Key commercial data

| | |
|--------------------------------------|------------|
| Packing unit | 1 pc |
| Weight per Piece (excluding packing) | 3820.0 GRM |
| Custom tariff number | 85044030 |
| Country of origin | Thailand |

Technical data

Dimensions

| | |
|----------------------------------|--------|
| Width | 180 mm |
| Height | 130 mm |
| Depth | 125 mm |
| Width with alternative assembly | 122 mm |
| Height with alternative assembly | 130 mm |
| Depth with alternative assembly | 183 mm |

Power supply unit - QUINT-PS/ 1AC/48DC/20 - 2866695

Technical data

Ambient conditions

| | |
|--|--|
| Degree of protection | IP20 |
| Ambient temperature (operation) | -25 °C ... 70 °C (> 60°C derating, startup at -40°C type-tested) |
| Ambient temperature (storage/transport) | -40 °C ... 85 °C |
| Max. permissible relative humidity (operation) | ≤ 95 % (at 25 °C, non-condensing) |
| Noise immunity | EN 61000-6-2:2005 |

Input data

| | |
|------------------------------|--|
| Nominal input voltage range | 100 V AC ... 240 V AC |
| | 120 V DC ... 300 V DC (UL 508: ≤ 250 V DC) |
| Input voltage range | 85 V AC ... 264 V AC |
| | 90 V DC ... 300 V DC (UL 508: ≤ 250 V DC) |
| Short-term input voltage | 300 V AC |
| AC frequency range | 45 Hz ... 65 Hz |
| Frequency range DC | 0 Hz |
| Current consumption | 8.7 A (120 V AC) |
| | 4.5 A (230 V AC) |
| | 8.8 A (120 V DC) |
| | 4.2 A (250 V DC) |
| Inrush surge current | < 15 A (typical) |
| Power failure bypass | > 25 ms (120 V AC) |
| | > 25 ms (230 V AC) |
| Input fuse | 20 A (fast blow, internal) |
| Choice of suitable fuses | 16 A ... 25 A (AC: Characteristics B, C, D, K) |
| Type of protection | Transient surge protection |
| Protective circuit/component | Varistor |

Output data

| | |
|-------------------------------------|---|
| Nominal output voltage | 48 V DC ±1 % |
| Setting range of the output voltage | 30 V DC ... 56 V DC (> 48 V constant capacity) |
| Output current | 20 A (-25°C ... 60°C, U _{OUT} = 48 V DC) |
| | 22.5 A (with POWER BOOST, -25 °C ... 40 °C permanently, U _{OUT} = 48 V DC) |
| | 100 A (SFB technology, 12 ms) |
| | 22.5 A (SFB technology, 12 ms) |
| Derating | 60 °C ... 70 °C (2.5%/K) |
| Connection in parallel | Yes, for redundancy and increased capacity |
| Connection in series | Yes |
| Current limitation | Approx. I _{BOOST} = 22.5 A (for short-circuit) |

Power supply unit - QUINT-PS/ 1AC/48DC/20 - 2866695

Technical data

Output data

| | |
|-----------------------------------|---|
| Control deviation | < 1 % (change in load, static 10 % ... 90 %) |
| | < 3 % (change in load, dynamic 10 % ... 90 %) |
| | < 0.1 % (change in input voltage ± 10 %) |
| Residual ripple | < 50 mV _{pp} (with nominal values) |
| Maximum power dissipation NO-Load | 12 W |
| Power loss nominal load max. | 74 W |

General

| | |
|--|---|
| Net weight | 3.3 kg |
| Efficiency | > 93 % (for 230 V AC and nominal values) |
| Insulation voltage input/output | 4 kV AC (type test) 2 kV AC (routine test) |
| Protection class | I > 523000 h (40°C) |
| Mounting position | horizontal DIN rail NS 35, EN 60715 |
| Assembly instructions | Alignable: 5 mm horizontally, 15 mm next to active components, 50 mm vertically |
| Electromagnetic compatibility | Conformance with EMC Directive 2004/108/EC |
| Noise emission | EN 50081-2 |
| Low Voltage Directive | Conformance with LV directive 2006/95/EC |
| Standard – Electrical equipment of machines | EN 60204 |
| Standard - Electrical safety | IEC 60950-1/VDE 0805 (SELV) |
| Shipbuilding approval | Germanischer Lloyd (EMC 1) |
| Standard – Electronic equipment for use in electrical power installations and their assembly into electrical power installations | EN 50178/VDE 0160 (PELV) |
| Standard – Safety extra-low voltage | IEC 60950-1 (SELV) and EN 60204 (PELV) |
| Standard - Safe isolation | DIN VDE 0100-410 DIN VDE 0106-1010 |
| Standard – Protection against electric shock | DIN 57100-410 |
| Standard – Protection against shock currents, basic requirements for protective separation in electrical equipment | DIN VDE 0106-101 |
| Standard – Limitation of mains harmonic currents | EN 61000-3-2 |
| Standard - Equipment safety | BG (design tested) |
| Information technology equipment - safety (CB scheme) | IEC 60950 (2 nd Edition) |
| UL approvals | UL Listed UL 508 UL/C-UL Recognized UL 60950-1 UL ANSI/ISA-12.12.01 Class I, Division 2, Groups A, B, C, D (Hazardous Location) |
| Surge voltage category | III |

Power supply unit - QUINT-PS/ 1AC/48DC/20 - 2866695

Technical data

Connection data, input

| | |
|--|---------------------|
| Connection method | Screw connection |
| Conductor cross section solid min. | 0.2 mm ² |
| Conductor cross section solid max. | 6 mm ² |
| Conductor cross section stranded min. | 0.2 mm ² |
| Conductor cross section stranded max. | 4 mm ² |
| Conductor cross section AWG/kcmil min. | 14 |
| Conductor cross section AWG/kcmil max | 10 |
| Stripping length | 7 mm |
| Screw thread | M3 |

Connection data, output

| | |
|--|---------------------|
| Connection method | Screw connection |
| Conductor cross section solid min. | 0.5 mm ² |
| Conductor cross section solid max. | 16 mm ² |
| Conductor cross section stranded min. | 0.5 mm ² |
| Conductor cross section stranded max. | 16 mm ² |
| Conductor cross section AWG/kcmil min. | 8 |
| Conductor cross section AWG/kcmil max | 6 |
| Stripping length | 10 mm |

Signaling

| | |
|--|---|
| Output name | DC OK active |
| Output description | $U_{OUT} > 0.9 \times U_N$: High signal |
| Maximum switching voltage | + 24 V DC |
| Output voltage | + 48 V DC |
| Maximum inrush current | 20 mA (short-circuit resistant) |
| Continuous load current | ≤ 20 mA |
| Status display | $U_{OUT} > 0.9 \times U_N$: "DC OK" LED green |
| Note on status display | $U_{OUT} < 0.9 \times U_N$: Flashing "DC OK" LED |
| | $I_{OUT} < I_N$: LED ON |
| Conductor cross section solid min. | 0.2 mm ² |
| Conductor cross section solid max. | 6 mm ² |
| Conductor cross section stranded min. | 0.2 mm ² |
| Conductor cross section stranded max. | 4 mm ² |
| Conductor cross section AWG/kcmil min. | 24 |
| Conductor cross section AWG/kcmil max | 10 |
| Tightening torque, min | 0.5 Nm |
| Tightening torque max | 0.6 Nm |

Power supply unit - QUINT-PS/ 1AC/48DC/20 - 2866695

Technical data

Signaling

| | |
|---------------------------|--|
| Screw thread | M3 |
| Output name | DC OK floating |
| Output description | Relay contact, $U_{OUT} > 0.9 \times U_N$: Contact closed |
| Maximum switching voltage | ≤ 30 V AC |
| | 24 V DC |
| Maximum inrush current | 0.5 A |
| | 1 A |
| Continuous load current | 1 A |
| Status display | $U_{OUT} > 0.9 \times U_N$: "DC OK" LED green |
| Note on status display | $U_{OUT} < 0.9 \times U_N$: Flashing "DC OK" LED |
| Output name | POWER BOOST, active |
| Output description | $I_{OUT} < I_N$: High signal |
| Output voltage | + 48 V DC |
| Maximum inrush current | 20 mA (short-circuit resistant) |
| Continuous load current | ≤ 20 mA |
| Status display | $I_{OUT} > I_N$: LED "BOOST" yellow |

Classifications

eCl@ss

| | |
|------------|----------|
| eCl@ss 4.0 | 27040702 |
| eCl@ss 4.1 | 27040702 |
| eCl@ss 5.0 | 27242213 |
| eCl@ss 5.1 | 27242213 |
| eCl@ss 6.0 | 27049002 |
| eCl@ss 7.0 | 27049002 |
| eCl@ss 8.0 | 27049002 |

ETIM

| | |
|----------|----------|
| ETIM 3.0 | EC001039 |
| ETIM 4.0 | EC002540 |
| ETIM 5.0 | EC002540 |

UNSPSC

| | |
|---------------|----------|
| UNSPSC 6.01 | 30211502 |
| UNSPSC 7.0901 | 39121004 |
| UNSPSC 11 | 39121004 |

Power supply unit - QUINT-PS/ 1AC/48DC/20 - 2866695

Classifications

UNSPSC

| | |
|--------------|----------|
| UNSPSC 12.01 | 39121004 |
| UNSPSC 13.2 | 39121004 |

Approvals

Approvals

Approvals

CSA / UL Recognized / UL Listed / IECCE CB Scheme / CSA / UL Recognized / UL Listed / IECCE CB Scheme / GL

Ex Approvals

Approvals submitted

Approval details

CSA

UL Recognized



UL Listed

IECEE CB Scheme

CSA

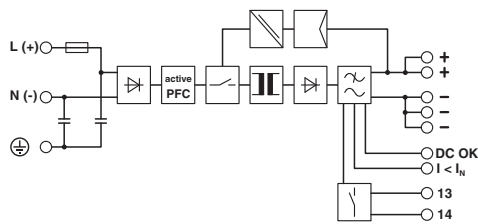
Power supply unit - QUINT-PS/ 1AC/48DC/20 - 2866695

Approvals



Drawings

Block diagram



Компания «Океан Электроники» предлагает заключение долгосрочных отношений при поставках импортных электронных компонентов на взаимовыгодных условиях!

Наши преимущества:

- Поставка оригинальных импортных электронных компонентов напрямую с производств Америки, Европы и Азии, а так же с крупнейших складов мира;
- Широкая линейка поставок активных и пассивных импортных электронных компонентов (более 30 млн. наименований);
- Поставка сложных, дефицитных, либо снятых с производства позиций;
- Оперативные сроки поставки под заказ (от 5 рабочих дней);
- Экспресс доставка в любую точку России;
- Помощь Конструкторского Отдела и консультации квалифицированных инженеров;
- Техническая поддержка проекта, помощь в подборе аналогов, поставка прототипов;
- Поставка электронных компонентов под контролем ВП;
- Система менеджмента качества сертифицирована по Международному стандарту ISO 9001;
- При необходимости вся продукция военного и аэрокосмического назначения проходит испытания и сертификацию в лаборатории (по согласованию с заказчиком);
- Поставка специализированных компонентов военного и аэрокосмического уровня качества (Xilinx, Altera, Analog Devices, Intersil, Interpoint, Microsemi, Actel, Aeroflex, Peregrine, VPT, Syfer, Eurofarad, Texas Instruments, MS Kennedy, Miteq, Cobham, E2V, MA-COM, Hittite, Mini-Circuits, General Dynamics и др.);

Компания «Океан Электроники» является официальным дистрибьютором и эксклюзивным представителем в России одного из крупнейших производителей разъемов военного и аэрокосмического назначения «JONHON», а так же официальным дистрибьютором и эксклюзивным представителем в России производителя высокотехнологичных и надежных решений для передачи СВЧ сигналов «FORSTAR».



JONHON

«JONHON» (основан в 1970 г.)

Разъемы специального, военного и аэрокосмического назначения:

(Применяются в военной, авиационной, аэрокосмической, морской, железнодорожной, горно- и нефтедобывающей отраслях промышленности)

«FORSTAR» (основан в 1998 г.)

ВЧ соединители, коаксиальные кабели, кабельные сборки и микроволновые компоненты:

(Применяются в телекоммуникациях гражданского и специального назначения, в средствах связи, РЛС, а так же военной, авиационной и аэрокосмической отраслях промышленности).



Телефон: 8 (812) 309-75-97 (многоканальный)

Факс: 8 (812) 320-03-32

Электронная почта: ocean@oceanchips.ru

Web: <http://oceanchips.ru/>

Адрес: 198099, г. Санкт-Петербург, ул. Калинина, д. 2, корп. 4, лит. А