

# POWER RELAY

## 2 POLE 5A / TV-3 Rated Compact Type Relay

### FTR-F4 Series

#### ■ FEATURES

- Small high density type relay 288mm<sup>2</sup> save 24% compared to VB
- UL, CSA, VDE, CQC approved
- Insulation distance: minimum 6 mm between coil and contacts  
IEC60065 Dielectric strength: 4 KV  
Surge strength: 10 KV
- Card separation system for high noise resistance between coil and contacts
- Flux proof type, RTII
- RoHS compliant  
Please see page 6 for more information



#### ■ APPLICATIONS

- CRT monitor EMI protection
- Audio system speaker protection

#### ■ Part Numbers

[Example]    FTR-F4    A    K    012    T  
                   (a)        (b)        (c)        (d)        (e)

(a)	Relay type	FTR-F4 : FTR-F4 series
(b)	Contact configuration	A : 2 form A (DPST)
(c)	Coil type (power)	K : Standard type (530mW)
(d)	Coil rated voltage	012 : 5..... 48VDC Coil rating table at page 3
(e)	Contact material / TV Type	T : Silver plating AgSnO <sup>2</sup> (TV-3)

Actual marking does not carry the type name: "FTR"  
 E.g.: Ordering code: FTR-F4AK012T Actual marking: F4AK012T

# FTR-F4 Series

## ■ Specifications

Item			FTR-F4	Remarks / conditions
Contact data	Configuration		2 form A (DPST-NO)	
	Construction		Single	
	Material		Silver plating AgSnO <sub>2</sub> (TV-3)	
	Resistance		Max. 100mOhm	Initial at 1A, 6VDC
	Contact rating		5A, 250VAC, 30VDC	Resistive
	Max. carrying current		5A	
	Max. switching voltage		400 VAC / 300VDC	
	Max. switching power		1,250VA / 150W	
	Max. switching current		5A	
	Min. switching load *1		100mA, 5VDC	
	Max. inrush current		120VAC, 51A (TV-3)	
Coil	Rated power (20°C)		530mW	
	Operate power (20°C)		300mW	
	Operating temperature range		-40°C ~ +70°C	No frost
Timing data	Operate		Max. 15ms	without bounce
	Release		Max. 5ms	no diode
Life	Mechanical		Min. 2 x 10 <sup>6</sup> operations	
	Electrical	Contact rating	Min. 100 x 10 <sup>3</sup> ops.	At rated load
		Lamp load (TV-3)	Min. 25 x 10 <sup>3</sup> ops.	
Insulation	Insulation resistance		Min. 1000MΩ	Initial at 500VDC
	Dielectric strength	Open contacts	1000VAC (50/60Hz), 1 minute	
		Coil contact	3000VAC (50/60Hz), 1 minute	
		Adjacent contacts	4000VAC (50/60Hz), 1 minute	
Surge strength	Coil to contacts	10,000V / 1.2 x 50μs standard wave		
Other	Vibration resistance	Misoperation ≥1us	10Hz ~ 55Hz ~ 10Hz single amplitude 0.75mm	Direction X, Y, Z, contact ON/OFF total 6 cycles
		Endurance	10Hz ~ 55Hz ~ 10Hz single amplitude 0.75mm	Direction X, Y, Z, contact OFF total 6 hours
	Shock resistance	Misoperation ≥1us	Min. 200m/s <sup>2</sup> (11 ± 1ms)	Direction X, Y, Z, contact ON/OFF total 36 times
		Endurance	Min. 1,000m/s <sup>2</sup> (6 ± 1ms)	Direction X, Y, Z, contact OFF total 18 times
	Dimensions / weight		12.0 x 24.0 x 25.0 mm / approx. 12g	
	Sealing		Flux proof, RTII	

\*1: Minimum switching loads mentioned above are reference values. Please perform the confirmation test with actual load before production since reference values may vary according to switching frequencies, environmental conditions and expected reliability levels.

# FTR-F4 Series

## ■ Coil Data

Coil code	Rated Coil Voltage (VDC)	Coil Resistance +/-10% ( $\Omega$ )	Must Operate Voltage* (VDC)	Must Release Voltage* (VDC)	Rated Power (mW)
005	5	47	3.75	0.25	530
006	6	68	4.5	0.3	
009	9	155	6.75	0.45	
012	12	270	9.0	0.6	
024	24	1,100	18.0	1.2	
048	48	4,400	36.0	2.4	

Note: All values in the table are valid at 20°C and zero contact current, unless otherwise specified.

\*: Specified operated values are valid for pulse wave voltage.

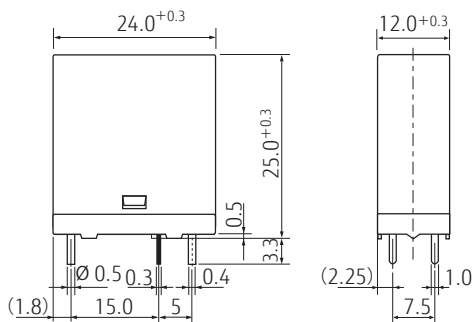
Note: Please use at rated coil voltage. Please refer to characteristic data and set up adequate voltage in case of use at over voltage.

## ■ Safety Standards

Type	Compliance	Contact rating
UL	UL 508 File No. E63614	5A, 277VAC/30VDC (resistive) 1/6 HP, 125VAC 1/4 HP, 277VAC Pilot duty: C300 TV-3 120VAC
CSA	C22.2 No. 14 File No. LR 40304	
VDE	IEC/EN61810-1, EN60065 clause 14.6.1	5A, 250VAC ( $\cos \phi 1$ ), $50 \times 10^3$ 2A, 250VAC ( $\cos \phi 0.4$ ) $100 \times 10^3$ 5A, 30VDC (0msec) 2/32A, 250VAC
CQC	GB15092.1 03001006524	5A, 250VAC

## ■ Dimensions

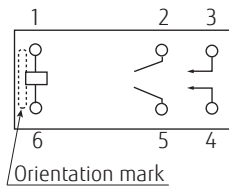
- Dimensions



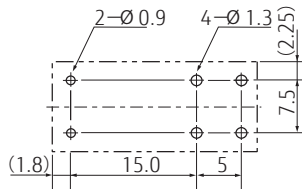
\* Dimensions of the terminals do not include thickness of pre-solder.

# FTR-F4 Series

- Schematics  
(BOTTOM VIEW)



- PC Board Mounting Hole Layout  
(BOTTOM VIEW)

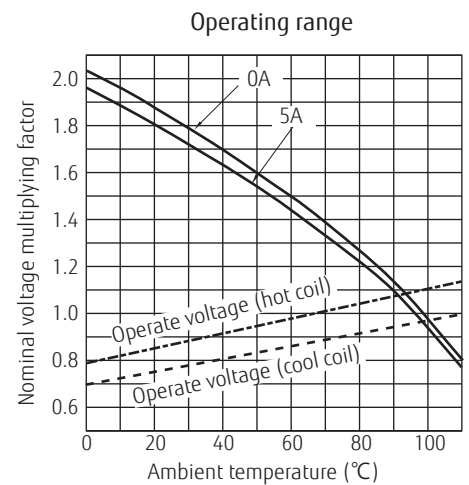
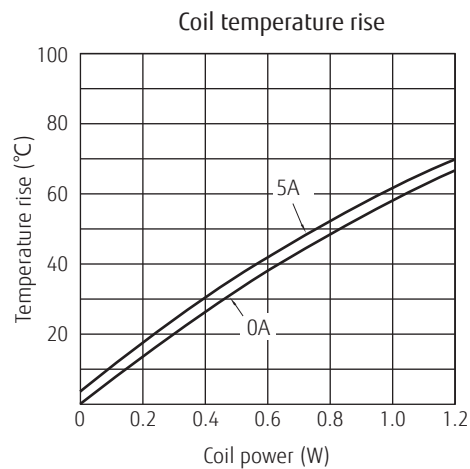
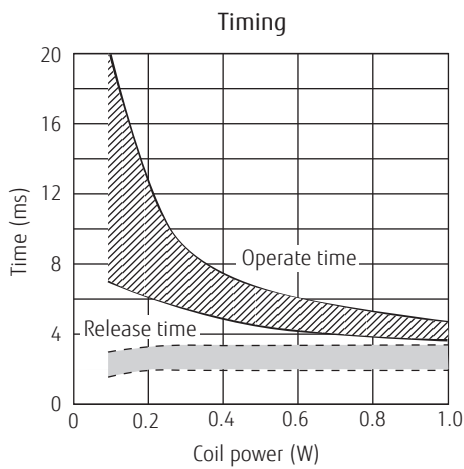


( ): Reference value  
Unit: mm

\* Tolerance of PC board mounting hole layout :  $\pm 0.1$  unless otherwise specified.

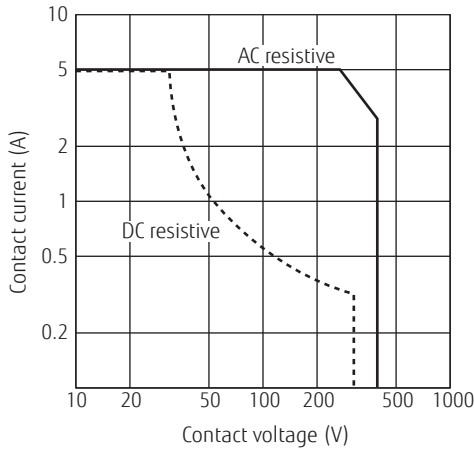
## ■ Characteristic Data (Reference)

\* Characteristic data is not guaranteed value but measured values of samples from production line.

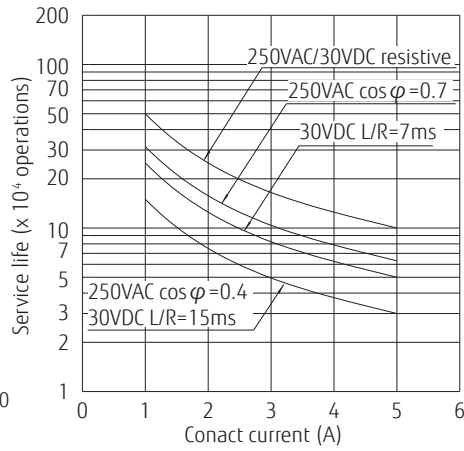


# FTR-F4 Series

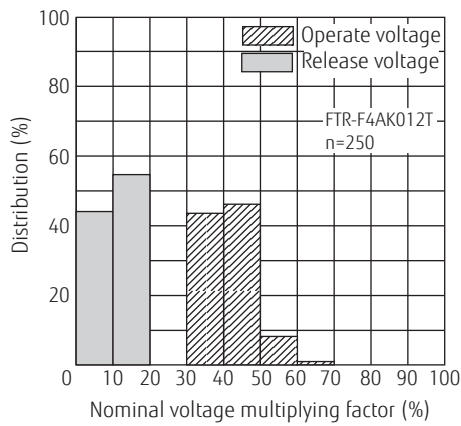
Maximum switching power



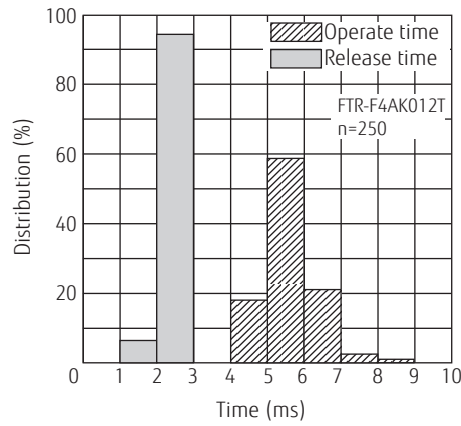
Life curve



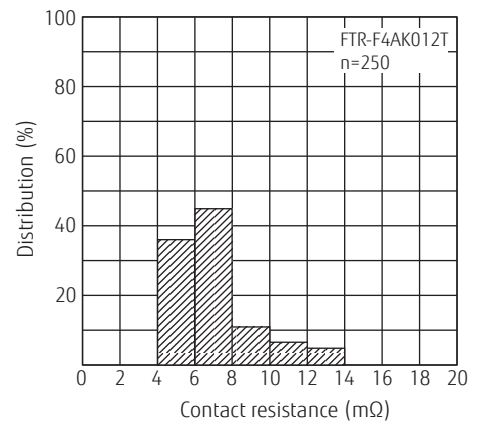
Distribution of operate/release voltage



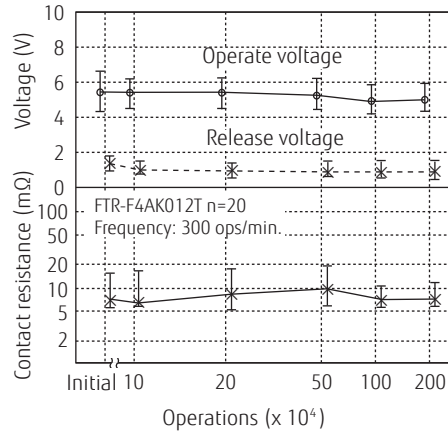
Distribution of operate/release time



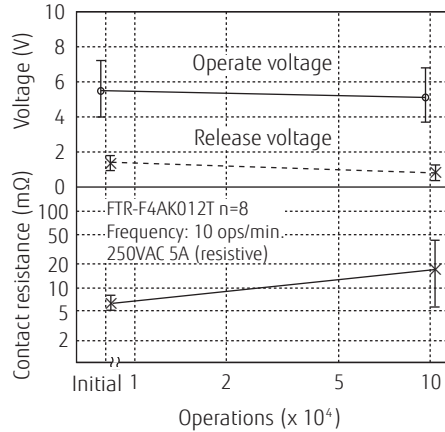
Distribution of contact resistance



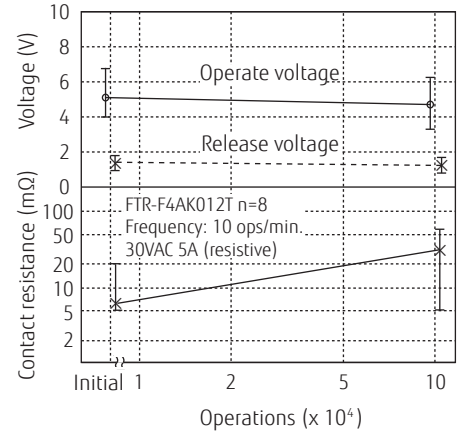
Mechanical life test



Electrical life test



Electrical life test



# FTR-F4 Series

## GENERAL INFORMATION

### 1. ROHS Compliance

- All relays produced by Fujitsu Components are compliant with RoHS directive 2011/65/EU including amendments.
- Use of Cadmium in electrical contacts is exempted as per Annex III of the RoHS directive 2011/65/EU. Please consider expiry date of exemption. Relays with Cadmium containing contacts are not to be used for new designs.
- All relays are lead-free. Please refer to Lead-Free Status Info for older date codes at: <http://www.fujitsu.com/downloads/MICRO/fcai/relays/lead-free-letter.pdf>
- Characteristic data is not guaranteed values, but measured values of samples from production line.

### 2. Recommended lead free solder condition

- Lead free solder plating on relay terminals is Sn-3.0Ag-0.5Cu, unless otherwise specified. This material has been verified to be compatible with PbSn assembly process.
- Recommended solder for assembly: Sn-3.0Ag-0.5Cu.

#### Flow Solder Condition:

Pre-Heating: maximum 120°C  
within 90 sec.  
Soldering: dip within 5 sec. at  
255°C ± 5°C solder bath  
Relay must be cooled by air immediately  
after soldering

#### Solder by Soldering Iron:

Soldering Iron: 30-60W  
Temperature: maximum 350-360°C  
Duration: maximum 3 sec.

**We highly recommend that you confirm your actual solder conditions**

### 3. Moisture Sensitivity

- Moisture Sensitivity Level standard is not applicable to electromechanical relays, unless otherwise indicated.

### 4. Tin Whiskers

- Dipped SnAgCu solder is known as presenting a low risk to tin whisker development. No considerable length whisker was found by our in house test.

# FTR-F4 Series

## Fujitsu Components International Headquarter Offices

<b>Japan</b> FUJITSU COMPONENT LIMITED Shinagawa Seaside Park Tower 19F, 12-4, Higashi-shinagawa 4-chome, Shinagawa-ku, Tokyo, 140-0002, Japan Tel: (81-3) 3450-1682 Fax: (81-3) 3474-2385 Email: fcl-contact@cs.jp.fujitsu.com Web: www.fujitsu.com/jp/fcl/	<b>Asia Pacific</b> FUJITSU COMPONENTS ASIA, LTD. 102E Pasir Panjang Road #01-01 Citilink Warehouse Complex Singapore 118529 Tel: (65) 6375-8560 Fax: (65) 6273-3021 Email: fcal@sg.fujitsu.com Web: www.fujitsu.com/sg/products/devices/components	<b>Korea</b> FUJITSU COMPONENTS KOREA LIMITED Alpha Tower #403, 645 Sampyeong-dong, Bundang-gu, Seongnam-si, Gyeonggi-do, 13524 Korea Tel: (82) 31-708-7108 Fax: (82) 31-709-7108 Email: fcal@sg.fujitsu.com www.fujitsu.com/sg/products/devices/components/
<b>North and South America</b> FUJITSU COMPONENTS AMERICA, INC 2290 North First Street, Suite 212 San Jose, CA 95131, USA Tel: (1-408) 745-4900 Fax: (1-408) 745-4970 Email: components@us.fujitsu.com Web: us.fujitsu.com/components	<b>China</b> FUJITSU ELECTRONIC COMPONENTS (SHANGHAI) CO., LTD. Unit 4306, InterContinental Center 100 Yu Tong Road, Shanghai 200070, China Tel: (86-21) 3253 0998 Fax: (86-21) 3253 0997 Email: fcal@sg.fujitsu.com Web: www.fujitsu.com/sg/products/devices/components	
<b>Europe</b> FUJITSU COMPONENTS EUROPE B.V. Diamantlaan 25 2132 WV Hoofddorp Netherlands Tel: (31-23) 5560910 Fax: (31-23) 5560950 Email: info@fceu.fujitsu.com Web: www.fujitsu.com/uk/components	<b>Hong Kong</b> FUJITSU COMPONENTS HONG KONG CO., LTD Unit 506, Inter-Continental Plaza No.94 Granville Road, Tsim Sha Tsui, Kowloon, Hong Kong Tel: (852) 2881-8495 Tex: (852) 2894-9512 Email: fcal@sg.fujitsu.com Web: www.fujitsu.com/sg/products/devices/components/	

©2017 Fujitsu Components Europe B.V. All rights reserved. All trademarks or registered trademarks are the property of their respective owners.

The contents, data and information in this datasheet are provided by Fujitsu Component Ltd. as a service only to its user and only for general information purposes.

The use of the contents, data and information provided in this datasheet is at the users' own risk.

Fujitsu has assembled this datasheet with care and will endeavor to keep the contents, data and information correct, accurate, comprehensive, complete and up to date.

Fujitsu Components Europe B.V. and affiliated companies do however not accept any responsibility or liability on their behalf, nor on behalf of its employees, for any loss or damage, direct, indirect or consequential, with respect to this datasheet, its contents, data, and information and related graphics and the correctness, reliability, accuracy, comprehensiveness, usefulness, availability and completeness thereof.

Nor do Fujitsu Components Europe B.V. and affiliated companies accept on their behalf, nor on behalf of its employees, any responsibility or liability for any representation or warrant of any kind, express or implied, including warranties of any kind for merchantability or fitness for particular use, with respect to these datasheets, its contents, data, information and related graphics and the correctness, reliability, accuracy, comprehensiveness, usefulness, availability and completeness thereof. Rev. June 28<sup>th</sup>, 2017

# Mouser Electronics

Authorized Distributor

Click to View Pricing, Inventory, Delivery & Lifecycle Information:

[Fujitsu:](#)

[FTR-F4AK024T](#)



Компания «Океан Электроники» предлагает заключение долгосрочных отношений при поставках импортных электронных компонентов на взаимовыгодных условиях!

Наши преимущества:

- Поставка оригинальных импортных электронных компонентов напрямую с производств Америки, Европы и Азии, а так же с крупнейших складов мира;
- Широкая линейка поставок активных и пассивных импортных электронных компонентов (более 30 млн. наименований);
- Поставка сложных, дефицитных, либо снятых с производства позиций;
- Оперативные сроки поставки под заказ (от 5 рабочих дней);
- Экспресс доставка в любую точку России;
- Помощь Конструкторского Отдела и консультации квалифицированных инженеров;
- Техническая поддержка проекта, помощь в подборе аналогов, поставка прототипов;
- Поставка электронных компонентов под контролем ВП;
- Система менеджмента качества сертифицирована по Международному стандарту ISO 9001;
- При необходимости вся продукция военного и аэрокосмического назначения проходит испытания и сертификацию в лаборатории (по согласованию с заказчиком);
- Поставка специализированных компонентов военного и аэрокосмического уровня качества (Xilinx, Altera, Analog Devices, Intersil, Interpoint, Microsemi, Actel, Aeroflex, Peregrine, VPT, Syfer, Eurofarad, Texas Instruments, MS Kennedy, Miteq, Cobham, E2V, MA-COM, Hittite, Mini-Circuits, General Dynamics и др.);

Компания «Океан Электроники» является официальным дистрибьютором и эксклюзивным представителем в России одного из крупнейших производителей разъемов военного и аэрокосмического назначения «JONHON», а так же официальным дистрибьютором и эксклюзивным представителем в России производителя высокотехнологичных и надежных решений для передачи СВЧ сигналов «FORSTAR».



## JONHON

«JONHON» (основан в 1970 г.)

Разъемы специального, военного и аэрокосмического назначения:

(Применяются в военной, авиационной, аэрокосмической, морской, железнодорожной, горно- и нефтедобывающей отраслях промышленности)

«FORSTAR» (основан в 1998 г.)

ВЧ соединители, коаксиальные кабели,  
кабельные сборки и микроволновые компоненты:

(Применяются в телекоммуникациях гражданского и специального назначения, в средствах связи, РЛС, а так же военной, авиационной и аэрокосмической отраслях промышленности).



Телефон: 8 (812) 309-75-97 (многоканальный)

Факс: 8 (812) 320-03-32

Электронная почта: [ocean@oceanchips.ru](mailto:ocean@oceanchips.ru)

Web: <http://oceanchips.ru/>

Адрес: 198099, г. Санкт-Петербург, ул. Калинина, д. 2, корп. 4, лит. А