THIS DRAWING IS UNPUBLISHED. RELEASED FOR PUBLICATION 20
© COPYRIGHT 20 BY TE CONNECTIVITY CORPORATION ALL RIGHTS RESERVED.

LOC	DIST
ES	00

REVISIONS

P	LTR	DESCRIPTION	DATE	DWN	APVD
	D	REV PER ECR-11-023806	25NOV2011	CZ	SZ
	D2	ADD NEW DASH NUMBER 2-1	19AUG2014	CZ	SZ

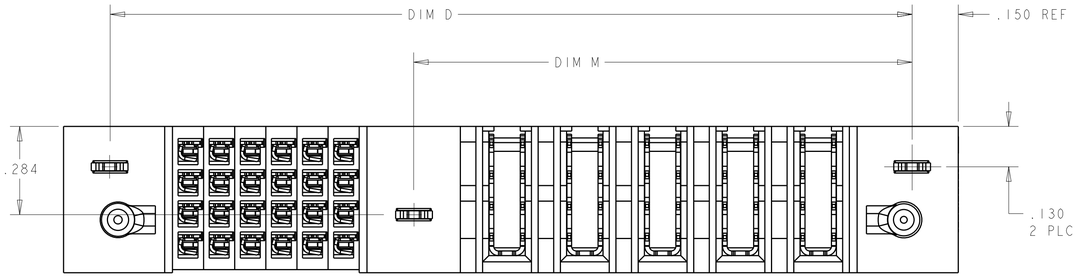

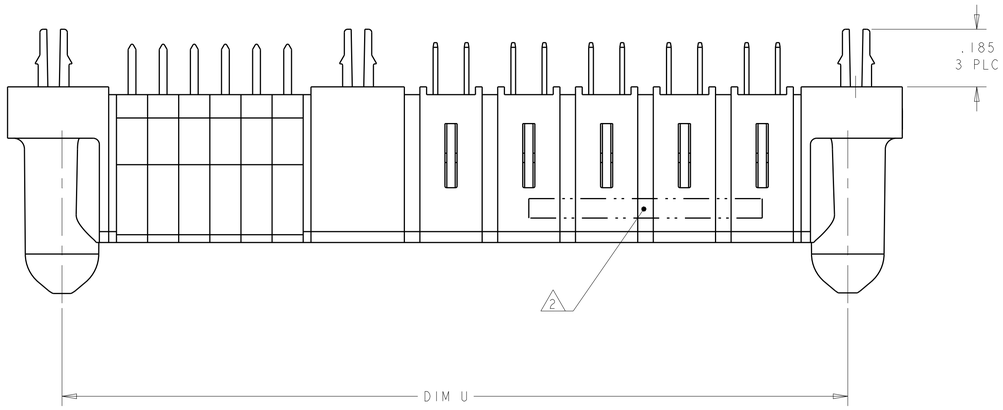

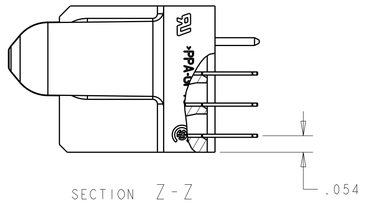

SECTION Z-Z

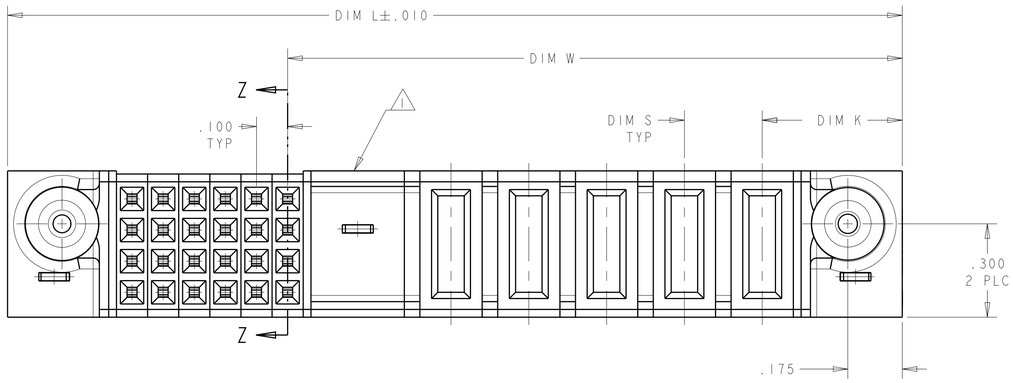

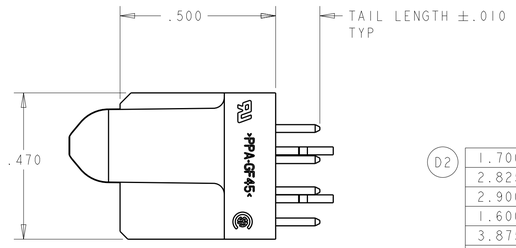

1. OPTIONAL CENTER MODULE WITH Ø.150 THRU HOLE OR HOLD DOWN FEATURE
2. AMP, PART NUMBER, AND DATE CODE TO BE MARKED IN AREA AS SHOWN PARTS UNDER 2.00 LONG MAY BE MARKED ON BOTH SIDES
3. MATERIAL: HOUSING - GLASS FILLED HIGH TEMP THERMO PLASTIC, UL94 V-O
   SIGNAL CONTACT - HIGH CONDUCTIVITY COPPER ALLOY
   POWER CONTACT - HIGH CONDUCTIVITY COPPER ALLOY
4. CONTACT PLATING: NOBLE METAL PLATING ON CONTACT FUNCTIONAL AREA OF POWER AND SIGNAL CONTACTS
5. MECHANICAL CONNECTOR KEEP OUT ZONE
6. DATUM AND BASIC DIMENSIONS ESTABLISHED BY CUSTOMER
7. PCB - ALL HOLE DIAMETERS ARE FINISHED HOLE SIZES
8. PCB - .0453 +/-.0010 DRILLED HOLES PLATED WITH .0003 MIN Sn OVER .001 TO .003 PLATING TO ACHIEVE A .040 HOLE
9. NOT RELEASED FOR PRODUCTION
10. VARIABLE DIMENSION SHOW ON TABLE OR PART VIEW.

D2

DIM U	DIM S	DIM W	DIM D	DIM M	DIM L	DIM K	DESCRIPTION	PART NUMBER
1.700	.250	1.375	1.750	-	2.050	.450	4P + 16S	2-6450142-1
2.825	10	2.300	2.875	-	3.175	.475	3ACP + 4P + 24S	2-6450142-0
2.900	.250	2.875	2.950	-	3.250	.450	10P + 4S	1-6450142-9
1.600	.250	1.375	1.650	-	1.950	.450	4P + 12S	1-6450142-8
3.875	10	3.550	3.925	-	4.225	.475	3ACP + 9P + 16S	1-6450142-7
2.700	.250	.875	2.750	-	3.050	.450	2P + 76S	1-6450142-4
2.300	.250	1.875	2.350	-	2.650	.450	6P + 20S	1-6450142-3
2.950	.200	2.425	3.000	-	3.300	.450	10HDP+24S	1-6450142-1
1.000	.250	.875	1.050	-	1.350	.450	2P + 8S	1-6450142-0
2.900	.250	2.375	2.950	-	3.250	.450	8P + 24S	6450142-9
1.100	-	.575	1.150	-	1.450	.425	1P + 24S	6450142-6
3.800	-	3.550	3.850	-	4.150	.475	11P + 12S	6450142-4
3.000	.250	2.375	3.050	-	3.350	.450	8P + 28S	6450142-3
1.675	.250	1.425	1.725	-	2.025	.475	4P + 12S	6450142-2
1.675	.250	1.425	1.725	-	2.025	.475	4P + 12S	6450142-1

THIS DRAWING IS A CONTROLLED DOCUMENT.

DIMENSIONS: INCHES

TOLERANCES UNLESS OTHERWISE SPECIFIED:
0 PLC ±-
1 PLC ±-
2 PLC ±.01
3 PLC ±.005
4 PLC ±.0020
ANGLES ±2°

MATERIAL - 3
FINISH - 4

DWN R GRZYBOWSKI 15FEB05
CHK M PERCHERKE 15FEB05
APVD M PERCHERKE -
PRODUCT SPEC 108-1973
APPLICATION SPEC 114-13038
WEIGHT -

TE Connectivity

NAME VERTICAL RECEPTACLE ASSEMBLY WITH GUIDES MULTI-BEAM XL

SIZE A1 | CAGE CODE 00779 | DRAWING NO C-6450142 | RESTRICTED TO -

CUSTOMER DRAWING | SCALE 4:1 | SHEET 1 OF 8 | REV D2

4805 (3/11)

THIS DRAWING IS UNPUBLISHED. RELEASED FOR PUBLICATION 20
© COPYRIGHT 20 BY TE CONNECTIVITY CORPORATION ALL RIGHTS RESERVED.

LOC	DIST
ES	00

REVISIONS

P	LTR	DESCRIPTION	DATE	DWN	APVD
	-	SEE SHEET 1	-	-	-

PART NUMBER	ROWS	SIGNAL 3	SIGNAL 2	SIGNAL 1	POWER P4	POWER P3	POWER P2	POWER P1
6450142-1	D C B A	E E E E	E E E E	E E E E		VA	VA	
4P + 12S		HD						HD

NO CONTACT LOADED

PART NUMBER	ROWS	SIGNAL 3	SIGNAL 2	SIGNAL 1	POWER P4	POWER P3	POWER P2	POWER P1
6450142-2	D C B A	E E E E	E E E E	E E E E	VA	VA	VA	VA
4P + 12S		HD						HD

PART NUMBER	ROWS	SIGNAL 3	SIGNAL 2	SIGNAL 1	POWER P11	POWER P10	POWER P9	POWER P8	POWER P7	POWER P6	POWER P5	POWER P4	POWER P3	POWER P2	POWER P1
6450142-4	D C B A	E E E E	E E E E	E E E E	VA	VA		VA	VA		VA	VA		VA	VA
11P + 12S		HD													HD

NO CONTACT LOADED

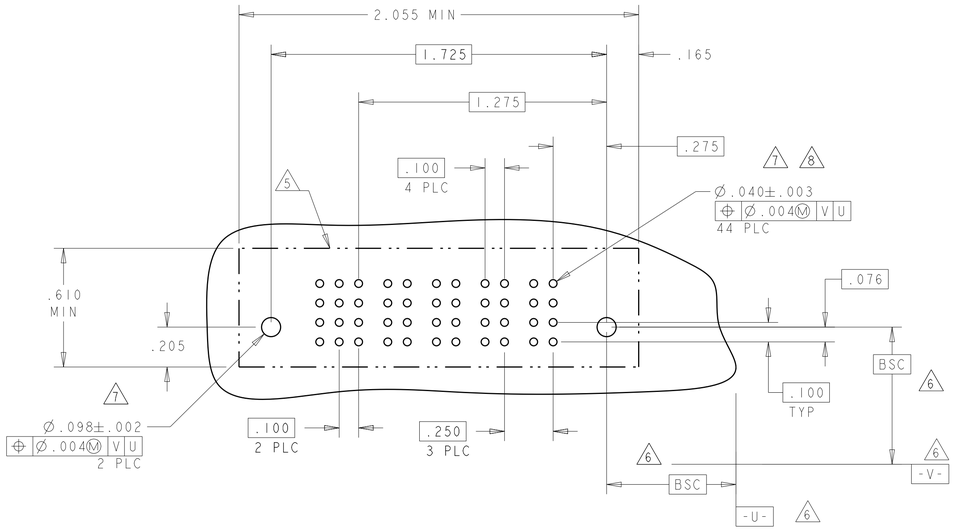

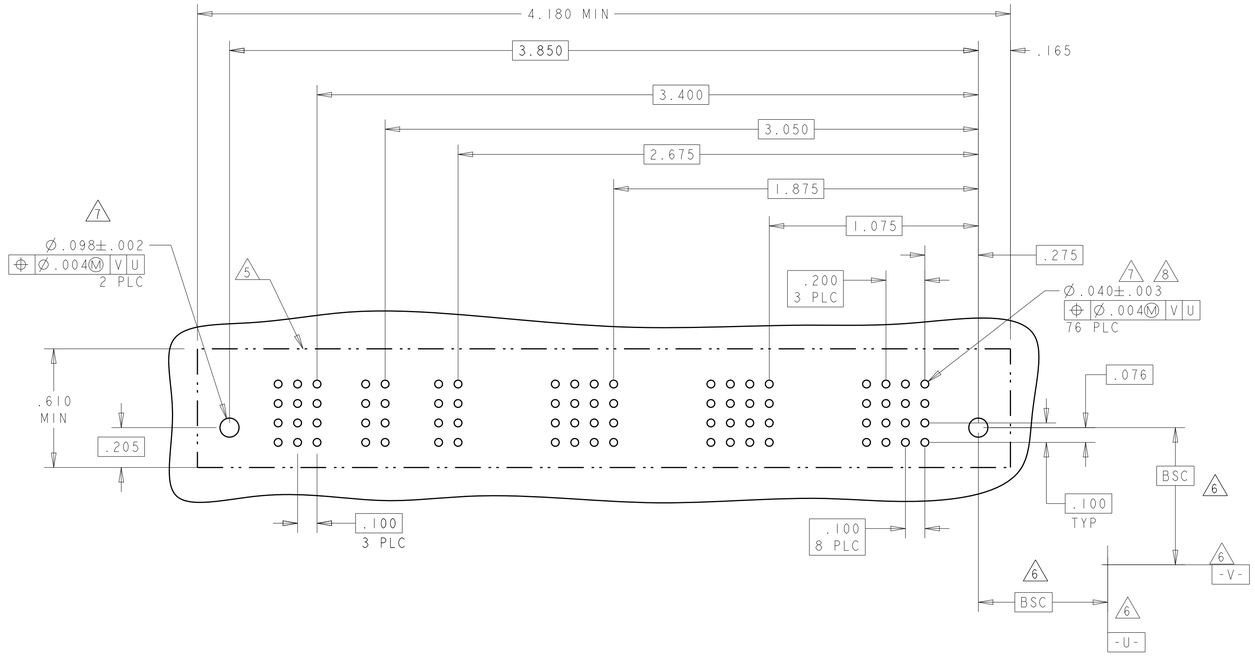

PART NUMBER	ROWS	SIGNAL 7	SIGNAL 6	SIGNAL 5	SIGNAL 4	SIGNAL 3	SIGNAL 2	SIGNAL 1	POWER P8	POWER P7	POWER P6	POWER P5	POWER P4	POWER P3	POWER P2	POWER P1
6450142-3	D C B A	E E E E	E E E E	E E E E	E E E E	E E E E	E E E E	E E E E	VA	VA	VA	VA	VA	VA	VA	VA
8P + 28S		HD														HD

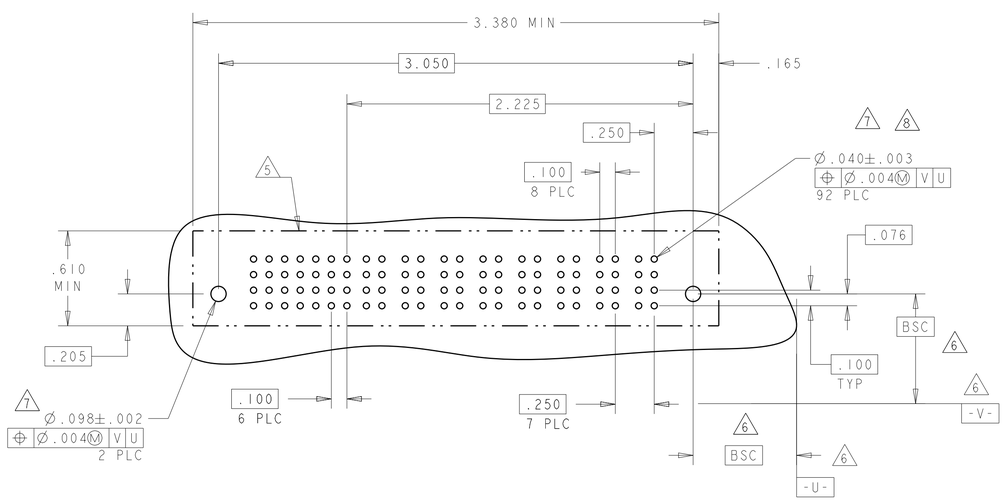

CODE	TAIL LENGTH	CODE	TAIL LENGTH	DESCRIPTION
		VN	.090	STD
		VB	.090	MFBL
J	.090	VM	.135	STD
E	.135	VA	.135	MFBL
SIGNAL CONTACT		POWER CONTACT		

THIS DRAWING IS A CONTROLLED DOCUMENT.

DIMENSIONS: INCHES

TOLERANCES UNLESS OTHERWISE SPECIFIED:
0 PLC ±-
1 PLC ±-
2 PLC ±.01
3 PLC ±.005
4 PLC ±.0020
ANGLES ±2°

MATERIAL -
FINISH -

DWN R.GRZYBOWSKI 15FEB05
CHK M.PERCHERKE 15FEB05
APVD M.PERCHERKE -
PRODUCT SPEC 108-1973
APPLICATION SPEC 114-13038
WEIGHT -

TE Connectivity

NAME VERTICAL RECEPTACLE ASSEMBLY WITH GUIDES MULTI-BEAM XL

SIZE	CAGE CODE	DRAWING NO	RESTRICTED TO
A1	00779	C-6450142	-

CUSTOMER DRAWING SCALE 4:1 SHEET 2 OF 8 REV D2

THIS DRAWING IS UNPUBLISHED. RELEASED FOR PUBLICATION 20
© COPYRIGHT 20 BY TE CONNECTIVITY CORPORATION ALL RIGHTS RESERVED.

LOC	DIST
ES	00

REVISIONS

P	LTR	DESCRIPTION	DATE	DWN	APVD
	-	SEE SHEET 1	-	-	-

PART NUMBER	ROWS	SIGNAL 6	5	4	3	2	1	POWER P1
6450142-6	D C B A	E	E	E	E	E	E	VA
		E	E	E	E	E	E	
		E	E	E	E	E	E	
		E	E	E	E	E	E	
1P + 24S		HD						HD

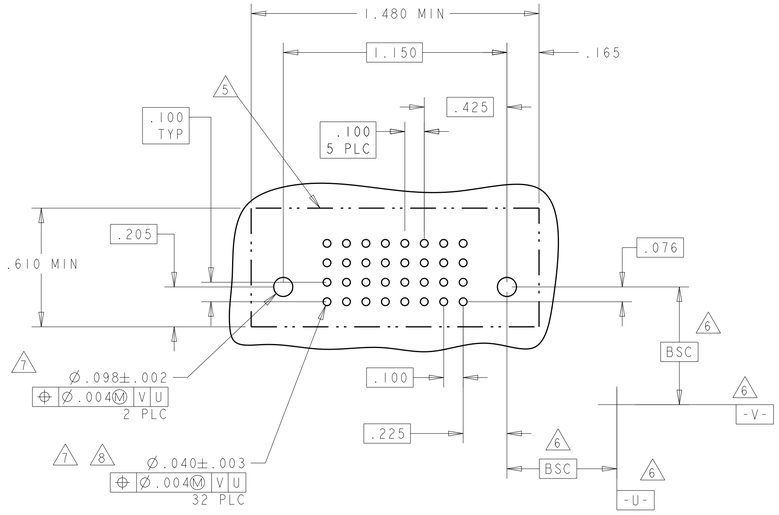

PART NUMBER	ROWS	SIGNAL 2	1	POWER P2	P1
1-6450142-0	D C B A	E	E	VA	VA
		E	E		
		E	E		
		E	E		
2P + 8S		HD			HD

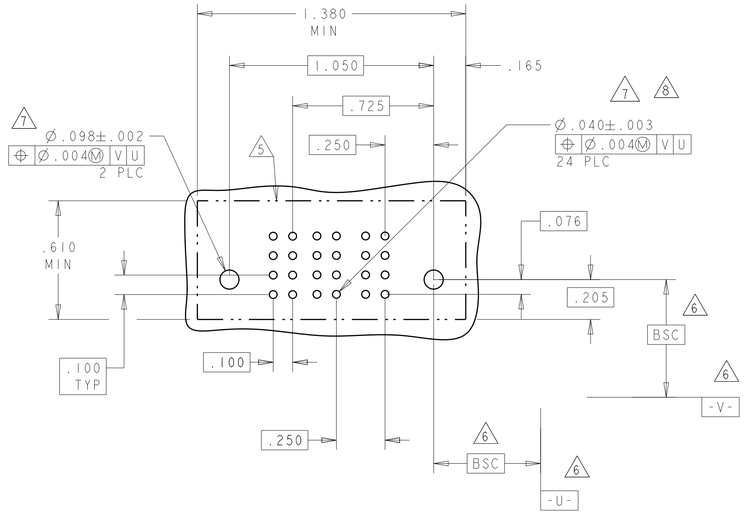

PART NUMBER	ROWS	SIGNAL 6	5	4	3	2	1	POWER P8	P7	P6	P5	P4	P3	P2	P1
6450142-9	D C B A	E	E	E	E	E	E	VA	VA	VA	VA	VA	VA	VA	VA
		E	E	E	E	E	E								
		E	E	E	E	E	E								
		E	E	E	E	E	E								
8P + 24S		HD													HD

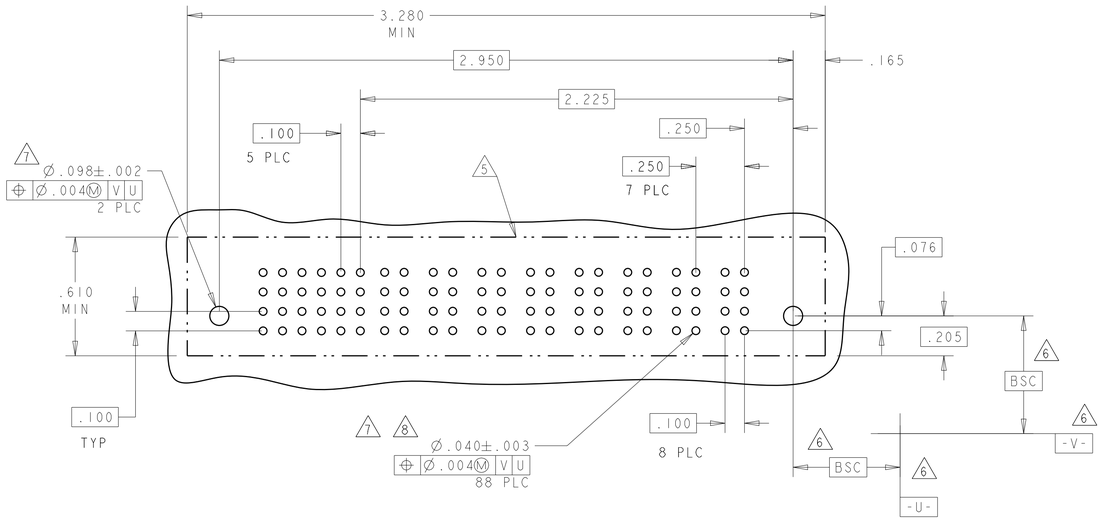

THIS DRAWING IS A CONTROLLED DOCUMENT.	DWN R.GRZYBOWSKI 15FEB05	TE Connectivity	
DIMENSIONS: INCHES	CHK M.PERCHERKE 15FEB05	NAME VERTICAL RECEPTACLE ASSEMBLY WITH GUIDES MULTI-BEAM XL	
TOLERANCES UNLESS OTHERWISE SPECIFIED: 0 PLC ±- 1 PLC ±- 2 PLC ±.01 3 PLC ±.005 4 PLC ±.0020 ANGLES ±2°	APVD M.PERCHERKE		
	PRODUCT SPEC 108-1973		
	APPLICATION SPEC 114-13038		
MATERIAL - -	WEIGHT -	SIZE A1 / CAGE CODE 00779 / DRAWING NO C-6450142	RESTRICTED TO -
FINISH - -	CUSTOMER DRAWING	SCALE 4:1 / SHEET 3 OF 8	REV D2

4805 (3/11)

THIS DRAWING IS UNPUBLISHED. RELEASED FOR PUBLICATION 20
© COPYRIGHT 20 BY TE CONNECTIVITY CORPORATION ALL RIGHTS RESERVED.

LOC	DIST
ES	00

REVISIONS

P	LTR	DESCRIPTION	DATE	DWN	APVD
	-	SEE SHEET 1	-	-	-

PART NUMBER	HOUSING P/N	ROWS
1-6450142-1	1-1450182-8	D C B A
10HDP + 24S		

	SIGNAL 6	5	4	3	2	1	POWER P10	P9	P8	P7	P6	P5	P4	P3	P2	P1	
D	E	E	E	E	E	E	VA	VA	VA	VA	VA	VA	VA	VA	VA	VA	
C	E	E	E	E	E	E											
B	E	E	E	E	E	E											
A	E	E	E	E	E	E											
	HD																HD

PART NUMBER	ROWS
1-6450142-3	D C B A
6P + 20S	

	SIGNAL 5	4	3	2	1	POWER P6	P5	P4	P3	P2	P1	
D	E	E	E	E	E	VM	VM	VM	VM	VM	VM	
C	E	E	E	E	E							
B	E	E	E	E	E							
A	E	E	E	E	E							
												HD

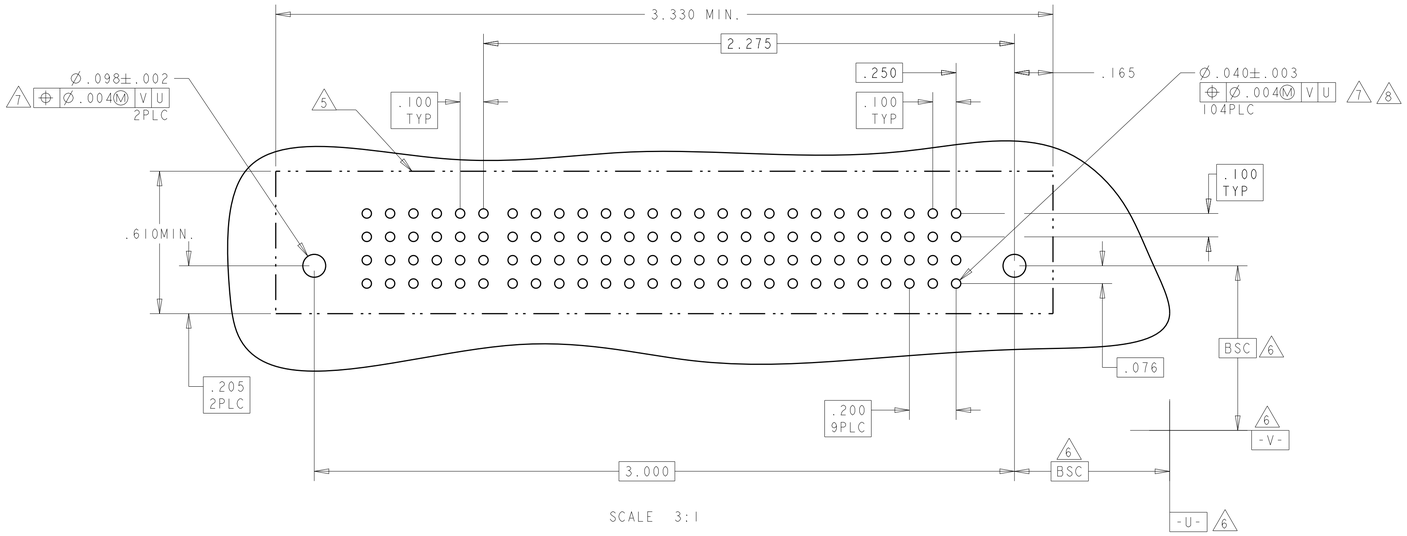

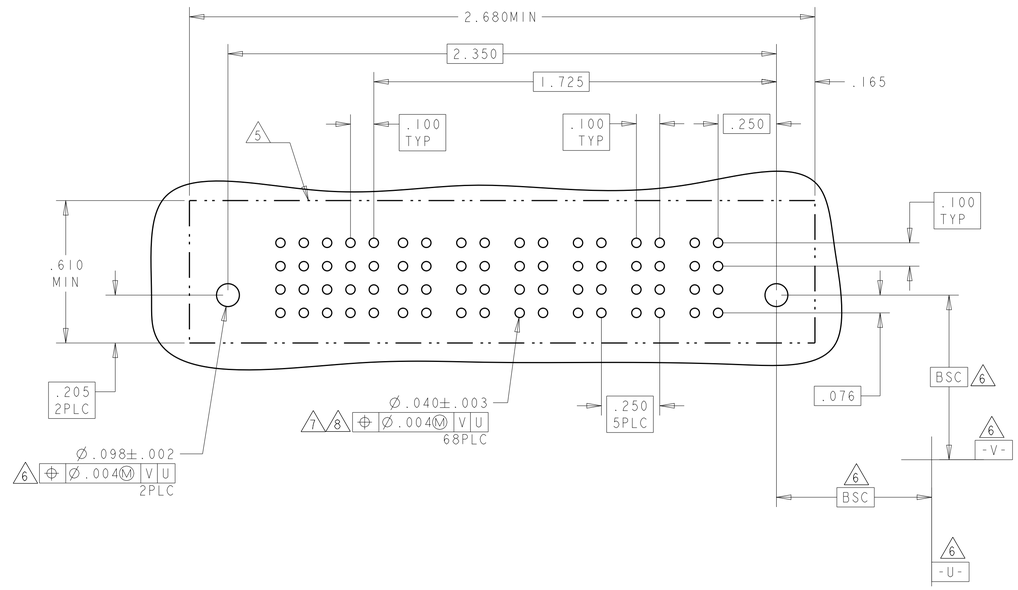

THIS DRAWING IS A CONTROLLED DOCUMENT.

DIMENSIONS: INCHES

TOLERANCES UNLESS OTHERWISE SPECIFIED:
0 PLC ±-
1 PLC ±-
2 PLC ±.01
3 PLC ±.005
4 PLC ±.0020
ANGLES ±2°

MATERIAL - -
FINISH - -

DWN R.GRZYBOWSKI 15FEB05
CHK M.PERCHERKE 15FEB05
APVD M.PERCHERKE -
PRODUCT SPEC 108-1973
APPLICATION SPEC 114-13038
WEIGHT -

TE Connectivity

NAME VERTICAL RECEPTACLE ASSEMBLY WITH GUIDES MULTI-BEAM XL

SIZE	CAGE CODE	DRAWING NO	RESTRICTED TO
A1	00779	C-6450142	-

CUSTOMER DRAWING | SCALE 4:1 | SHEET 4 OF 8 | REV D2

4805 (3/11)

THIS DRAWING IS UNPUBLISHED. RELEASED FOR PUBLICATION 20
© COPYRIGHT 20 BY TE CONNECTIVITY CORPORATION ALL RIGHTS RESERVED.

LOC	DIST
ES	00

REVISIONS

P	LTR	DESCRIPTION	DATE	DWN	APVD
	-	SEE SHEET 1	-	-	-

PART NUMBER	ROWS	SIGNAL 19	18	17	16	15	14	13	12	11	10	9	8	7	6	5	4	3	2	1	POWER P2	P1
1-6450142-4	D	E	E	E	E	E	E	E	E	E	E	E	E	E	E	E	E	E	E	E	VM	VM
	C	E	E	E	E	E	E	E	E	E	E	E	E	E	E	E	E	E	E	E		
	B	E	E	E	E	E	E	E	E	E	E	E	E	E	E	E	E	E	E	E		
	A	E	E	E	E	E	E	E	E	E	E	E	E	E	E	E	E	E	E	E		
2P + 76S		HD																				HD

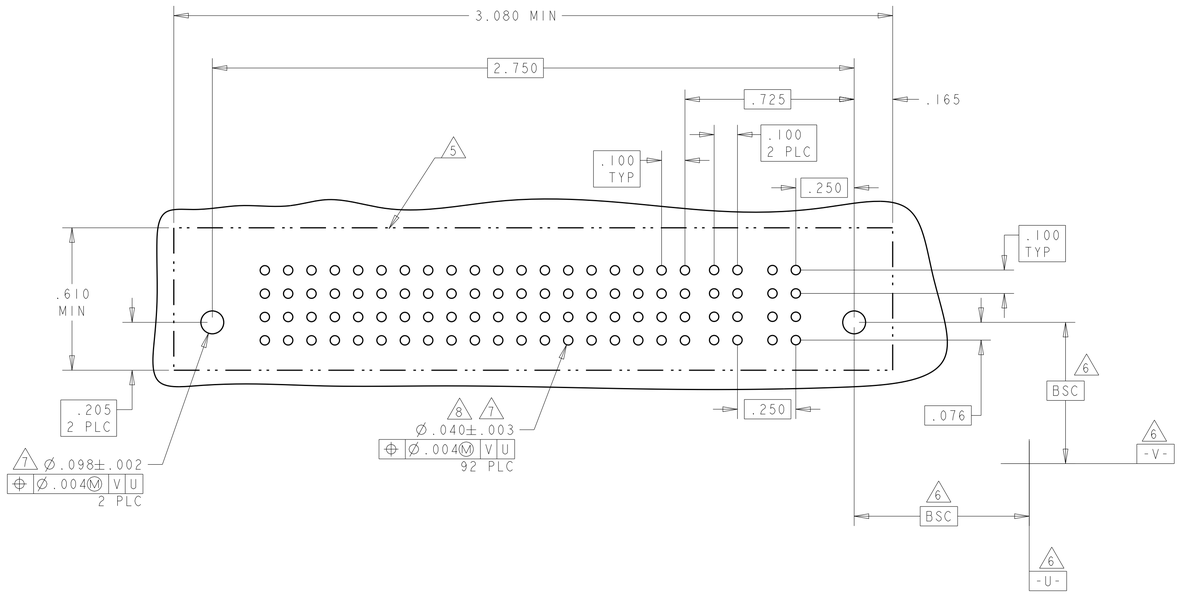

THIS DRAWING IS A CONTROLLED DOCUMENT.

DIMENSIONS: INCHES

TOLERANCES UNLESS OTHERWISE SPECIFIED:
0 PLC ±-
1 PLC ±-
2 PLC ±.01
3 PLC ±.005
4 PLC ±.0020
ANGLES ±2°

MATERIAL - -
FINISH - -

DWN R GRZYBOWSKI 15FEB05
CHK M PERCHERKE 15FEB05
APVD M PERCHERKE -
PRODUCT SPEC 108-1973
APPLICATION SPEC 114-13038
WEIGHT -

TE Connectivity

NAME VERTICAL RECEPTACLE ASSEMBLY WITH GUIDES MULTI-BEAM XL

SIZE	CAGE CODE	DRAWING NO	RESTRICTED TO
A1	00779	C-6450142	-

CUSTOMER DRAWING | SCALE 4:1 | SHEET 5 OF 8 | REV D2

4805 (3/11)

THIS DRAWING IS UNPUBLISHED. RELEASED FOR PUBLICATION 20
© COPYRIGHT 20 BY TE CONNECTIVITY CORPORATION ALL RIGHTS RESERVED.

LOC	DIST
ES	00

REVISIONS

P	LTR	DESCRIPTION	DATE	DWN	APVD
	-	SEE SHEET 1	-	-	-

PART NUMBER	ROWS		4	3	2	1	P12	P11	P10	P9	P8	P7	P6	P5	P4	P3	P2	P1	
			POWER																
1-6450142-7	D		E	E	E	E	VM	VM	VM	VM	VM	VM	VM	VM	VM	VA	VM	VM	
	C		E	E	E	E													
	B		E	E	E	E													
	A		E	E	E	E													
3ACP + 9P + 16S																			

.250 8 PLC

.300 3 PLC

C2

PART NUMBER	ROWS		3	2	1	P4	P3	P2	P1	
			SIGNAL			POWER				
1-6450142-8	D C B A	HD	E	E	E	VA	VA	VA	VA	HD
			E	E	E					
			E	E	E					
			E	E	E					
4P + 12S										

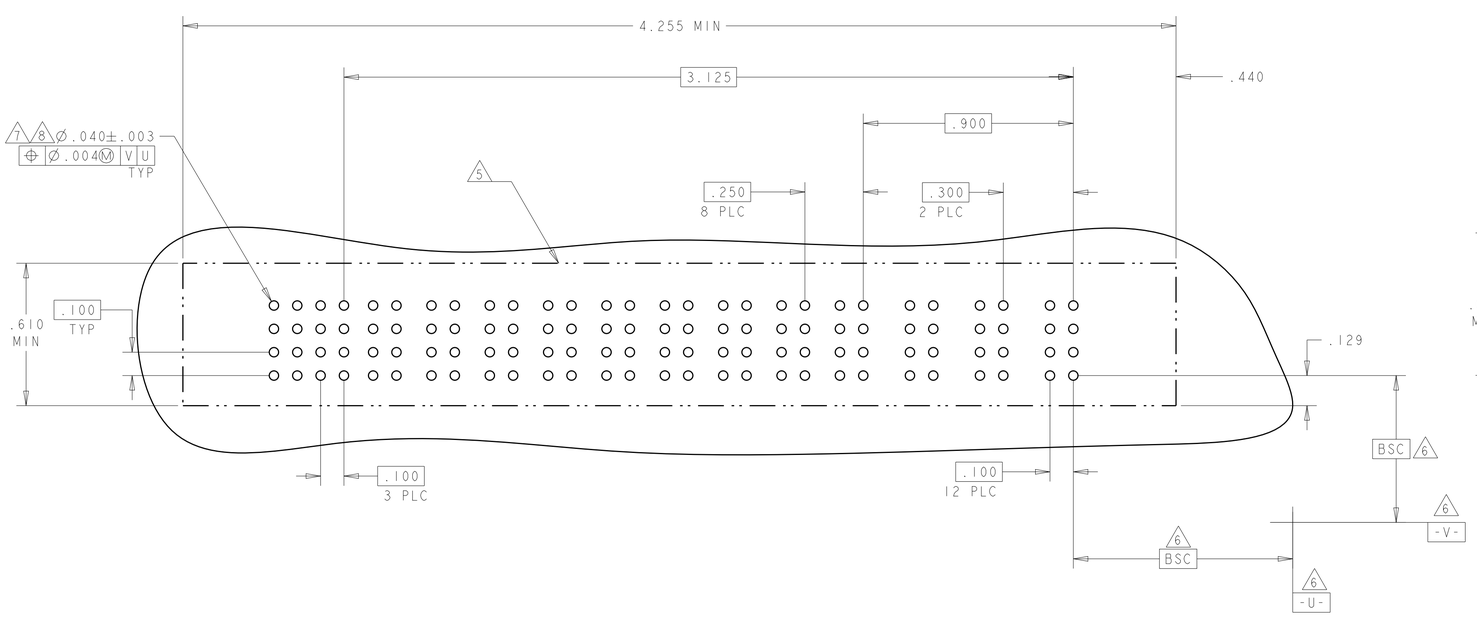

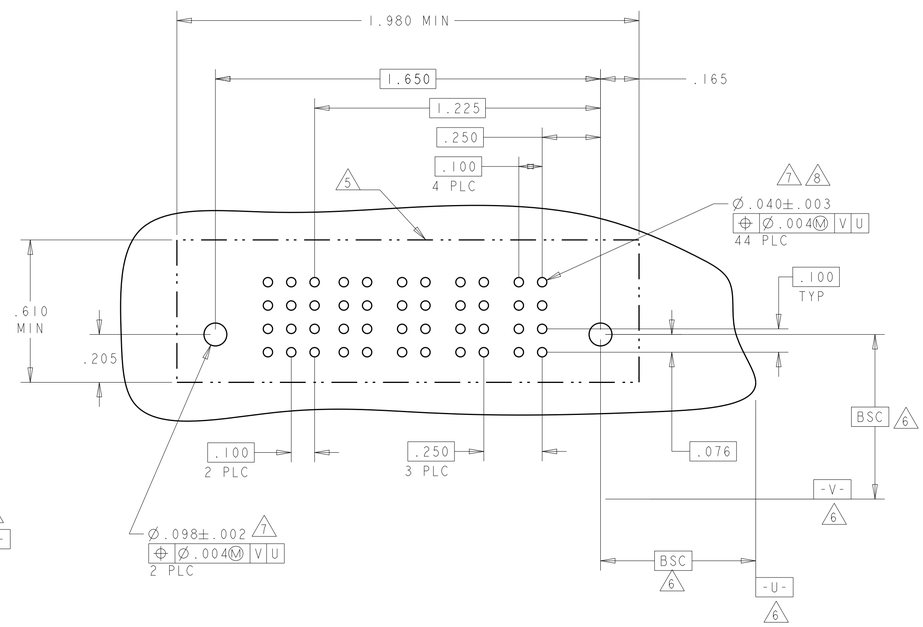

THIS DRAWING IS A CONTROLLED DOCUMENT.

DIMENSIONS: INCHES

TOLERANCES UNLESS OTHERWISE SPECIFIED:
0 PLC ±-
1 PLC ±-
2 PLC ±.01
3 PLC ±.005
4 PLC ±.0020
ANGLES ±2°

MATERIAL - -
FINISH - -

DWN R.GRZYBOWSKI 15FEB05
CHK M.PERCHERKE 15FEB05
APVD M.PERCHERKE -
PRODUCT SPEC 108-1973
APPLICATION SPEC 114-13038
WEIGHT -

TE Connectivity

NAME VERTICAL RECEPTACLE ASSEMBLY WITH GUIDES MULTI-BEAM XL

SIZE	CAGE CODE	DRAWING NO	RESTRICTED TO
A1	00779	C-6450142	-

CUSTOMER DRAWING

SCALE	SHEET	OF	REV
4:1	6	8	D2

4805 (3/11)

THIS DRAWING IS UNPUBLISHED. RELEASED FOR PUBLICATION 20
© COPYRIGHT 20 BY TE CONNECTIVITY CORPORATION ALL RIGHTS RESERVED.

LOC	DIST
ES	00

REVISIONS

P	LTR	DESCRIPTION	DATE	DWN	APVD
	-	SEE SHEET 1	-	-	-

C4

PART NUMBER	ROWS	SIGNAL	POWER										
		1	P10	P9	P8	P7	P6	P5	P4	P3	P2	P1
1-6450142-9	D C B A	E E E E	VM	VM	VM	VM	VM	VM	VM	VM	VM	VM
10P + 4S		HD										HD

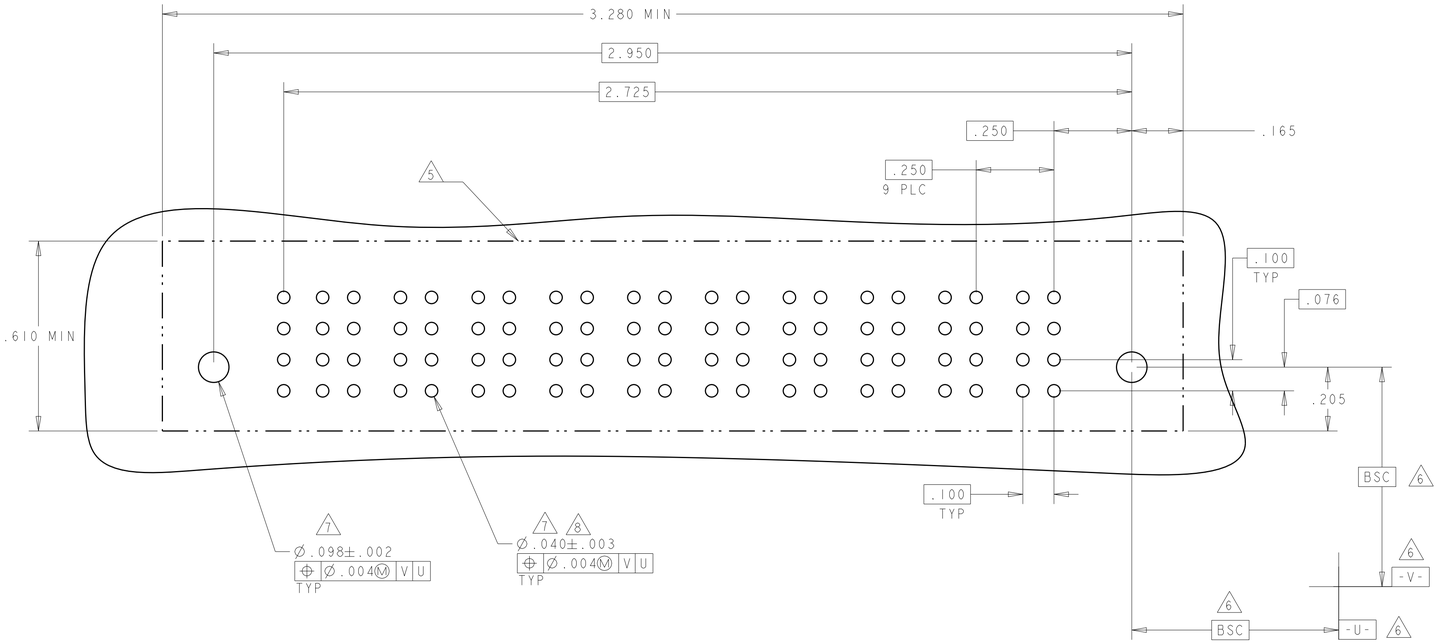

D

PART NUMBER	ROWS	SIGNAL						POWER						
		6	5	4	3	2	1	P7	P6	P5	P4	P3	P2	P1
2-6450142-0	D C B A	E E E E	E E E E	E E E E	E E E E	E E E E	E E E E	VM	VM	VM	VM	VM	VM	VM
3ACP + 4P + 24S		HD												HD

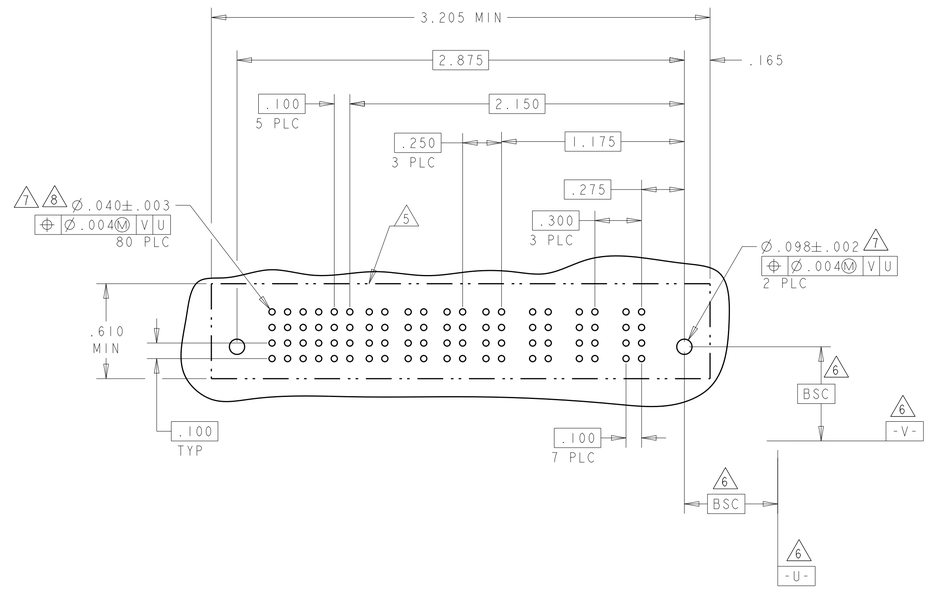

THIS DRAWING IS A CONTROLLED DOCUMENT.	DWN R.GRZYBOWSKI 15FEB05
	CHK M.PERCHERKE 15FEB05
DIMENSIONS: INCHES	APVD M.PERCHERKE -
TOLERANCES UNLESS OTHERWISE SPECIFIED: 0 PLC ±- 1 PLC ±- 2 PLC ±.01 3 PLC ±.005 4 PLC ±.0020 ANGLES ±2°	PRODUCT SPEC 108-1973
	APPLICATION SPEC 114-13038
MATERIAL - -	WEIGHT -
FINISH - -	CUSTOMER DRAWING

TE Connectivity

NAME: VERTICAL RECEPTACLE ASSEMBLY WITH GUIDES MULTI-BEAM XL

SIZE	CAGE CODE	DRAWING NO	RESTRICTED TO
A1	00779	C-6450142	-

SCALE 4:1 SHEET 7 OF 8 REV D2

4805 (3/11)

THIS DRAWING IS UNPUBLISHED. RELEASED FOR PUBLICATION 20
© COPYRIGHT 20 BY TE CONNECTIVITY CORPORATION ALL RIGHTS RESERVED.

LOC	DIST
ES	00

REVISIONS

P	LTR	DESCRIPTION	DATE	DWN	APVD
	-	SEE SHEET 1	-	-	-

PART NUMBER	ROWS	SIGNAL 4	SIGNAL 3	SIGNAL 2	SIGNAL 1	POWER P4	POWER P3	POWER P2	POWER P1
2-6450142-1	D C B A	E E E E	E E E E	E E E E	E E E E	VA	VA	VA	VA
4P + 16S		HD							HD

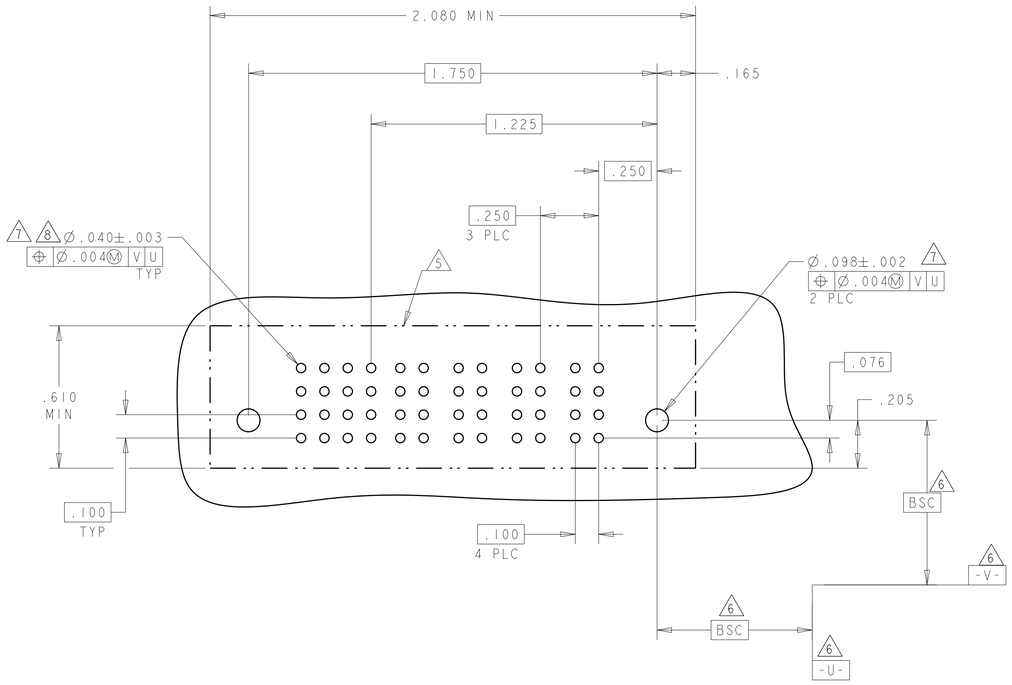

THIS DRAWING IS A CONTROLLED DOCUMENT.

DIMENSIONS: INCHES

TOLERANCES UNLESS OTHERWISE SPECIFIED:
0 PLC ±-
1 PLC ±-
2 PLC ±.01
3 PLC ±.005
4 PLC ±.0020
ANGLES ±2°

MATERIAL - -
FINISH - -

DWN R.GRZYBOWSKI 15FEB05
CHK M.PERCHERKE 15FEB05
APVD M.PERCHERKE -
PRODUCT SPEC 108-1973
APPLICATION SPEC 114-13038
WEIGHT -

TE Connectivity

NAME VERTICAL RECEPTACLE ASSEMBLY WITH GUIDES MULTI-BEAM XL

SIZE	CAGE CODE	DRAWING NO	RESTRICTED TO
A1	00779	C-6450142	-

CUSTOMER DRAWING SCALE 4:1 SHEET 8 OF 8 REV D2

4805 (3/11)

OCEAN CHIPS
Океан Электроники
Поставка электронных компонентов

Компания «Океан Электроники» предлагает заключение долгосрочных отношений при поставках импортных электронных компонентов на взаимовыгодных условиях!

Наши преимущества:

- Поставка оригинальных импортных электронных компонентов напрямую с производств Америки, Европы и Азии, а так же с крупнейших складов мира;
- Широкая линейка поставок активных и пассивных импортных электронных компонентов (более 30 млн. наименований);
- Поставка сложных, дефицитных, либо снятых с производства позиций;
- Оперативные сроки поставки под заказ (от 5 рабочих дней);
- Экспресс доставка в любую точку России;
- Помощь Конструкторского Отдела и консультации квалифицированных инженеров;
- Техническая поддержка проекта, помощь в подборе аналогов, поставка прототипов;
- Поставка электронных компонентов под контролем ВП;
- Система менеджмента качества сертифицирована по Международному стандарту ISO 9001;
- При необходимости вся продукция военного и аэрокосмического назначения проходит испытания и сертификацию в лаборатории (по согласованию с заказчиком);
- Поставка специализированных компонентов военного и аэрокосмического уровня качества (Xilinx, Altera, Analog Devices, Intersil, Interpoint, Microsemi, Actel, Aeroflex, Peregrine, VPT, Syfer, Eurofarad, Texas Instruments, MS Kennedy, Miteq, Cobham, E2V, MA-COM, Hittite, Mini-Circuits, General Dynamics и др.);

Компания «Океан Электроники» является официальным дистрибьютором и эксклюзивным представителем в России одного из крупнейших производителей разъемов военного и аэрокосмического назначения **«JONHON»**, а так же официальным дистрибьютором и эксклюзивным представителем в России производителя высокотехнологичных и надежных решений для передачи СВЧ сигналов **«FORSTAR»**.

AVIC JONHON

«JONHON» (основан в 1970 г.)

Разъемы специального, военного и аэрокосмического назначения:

(Применяются в военной, авиационной, аэрокосмической, морской, железнодорожной, горно- и нефтедобывающей отраслях промышленности)

«FORSTAR» (основан в 1998 г.)

ВЧ соединители, коаксиальные кабели, кабельные сборки и микроволновые компоненты:

(Применяются в телекоммуникациях гражданского и специального назначения, в средствах связи, РЛС, а так же военной, авиационной и аэрокосмической отраслях промышленности).

FORSTAR®

Телефон: 8 (812) 309-75-97 (многоканальный)
Факс: 8 (812) 320-03-32
Электронная почта: ocean@oceanchips.ru
Web: http://oceanchips.ru/
Адрес: 198099, г. Санкт-Петербург, ул. Калинина, д. 2, корп. 4, лит. А