

**ADJUSTABLE PRECISION SHUNT REGULATORS**

**AS431**

**General Description**

The AS431 is a three-terminal adjustable shunt regulator with guaranteed thermal stability over a full operation range. It features sharp turn-on characteristics, low temperature coefficient and low output impedance, which make it ideal substitute for Zener diode in applications such as switching power supply, charger and other adjustable regulators.

The output voltage of AS431 can be set to any value between  $V_{REF}$  (2.5V) and the corresponding maximum cathode voltage (36V).

The AS431 precision reference is offered in two voltage tolerance: 0.5% and 1.0%.

This IC is available in 4 packages: TO-92 (bulk or ammo packing), SOT-23, SOT-23-5 and SOT-89.

**Features**

- Programmable Precise Output Voltage from 2.5V to 36V
- High Stability under Capacitive Load
- Low Temperature Deviation: 4.5mV Typical
- Low Equivalent Full-range Temperature Coefficient with 20PPM/°C Typical
- Sink Current Capacity from 1mA to 100mA
- Low Output Noise
- Wide Operating Range of -40 to 125°C

**Applications**

- Charger
- Voltage Adapter
- Switching Power Supply
- Graphic Card
- Precision Voltage Reference




Figure 1. Package Types of AS431

**ADJUSTABLE PRECISION SHUNT REGULATORS**

**AS431**

**Pin Configuration**

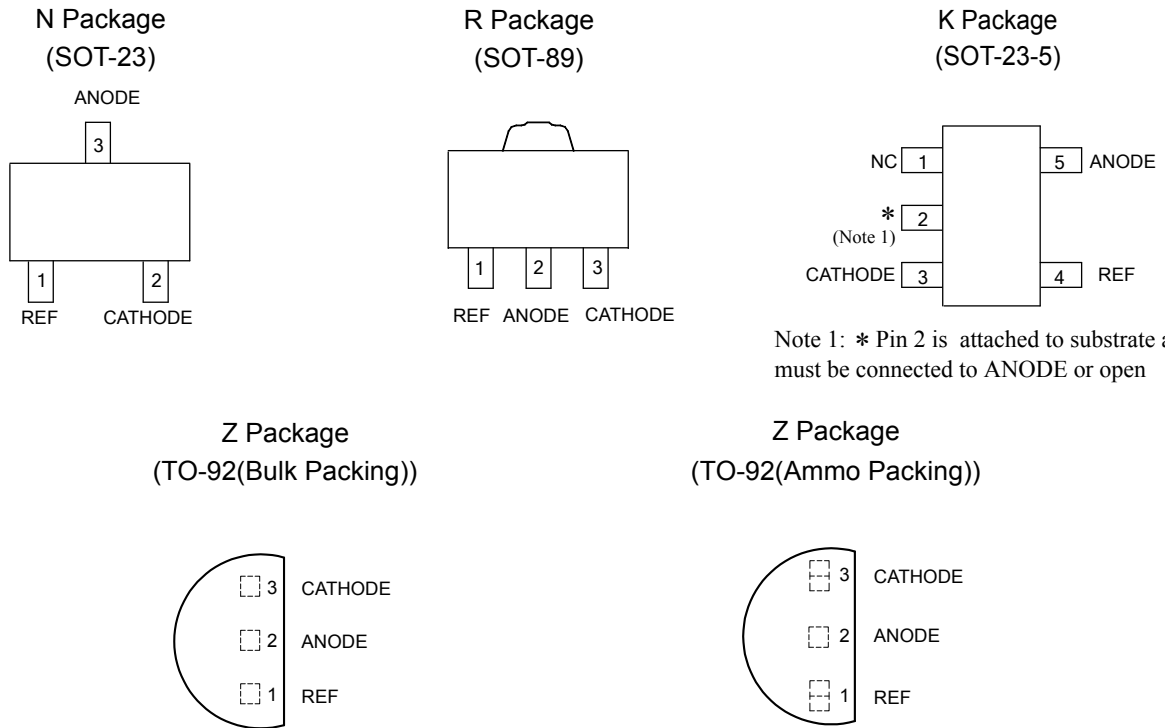


Figure 2. Pin Configuration of AS431 (Top View)

**Functional Block Diagram**

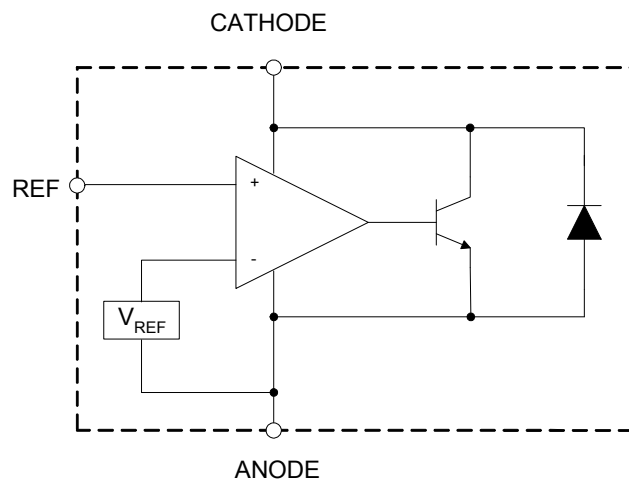


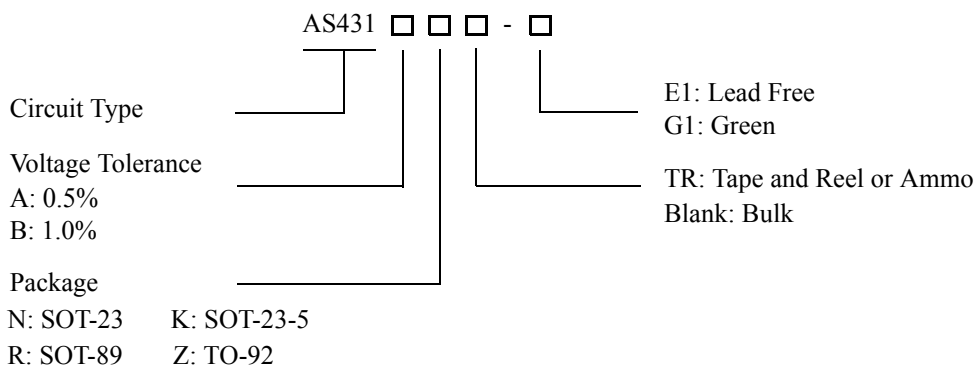
Figure 3. Functional Block Diagram of AS431



**ADJUSTABLE PRECISION SHUNT REGULATORS**

**AS431**

**Ordering Information**



Package	Temperature Range	Voltage Tolerance	Part Number		Marking ID		Packing Type
			Lead Free	Green	Lead Free	Green	
SOT-23	-40 to 125°C	0.5%	AS431ANTR-E1	AS431ANTR-G1	EB5	GB5	Tape & Reel
		1.0%	AS431BNTR-E1	AS431BNTR-G1	EB6	GB6	Tape & Reel
SOT-23-5	-40 to 125°C	0.5%	AS431AKTR-E1	AS431AKTR-G1	E6H	G6H	Tape & Reel
		1.0%	AS431BKTR-E1	AS431BKTR-G1	E6I	G6I	Tape & Reel
TO-92	-40 to 125°C	0.5%	AS431AZ-E1	AS431AZ-G1	AS431AZ-E1	AS431AZ-G1	Bulk
		0.5%	AS431AZTR-E1	AS431AZTR-G1	AS431AZ-E1	AS431AZ-G1	Ammo
		1.0%	AS431BZ-E1	AS431BZ-G1	AS431BZ-E1	AS431BZ-G1	Bulk
		1.0%	AS431BZTR-E1	AS431BZTR-G1	AS431BZ-E1	AS431BZ-G1	Ammo
SOT-89	-40 to 125°C	0.5%	AS431ARTR-E1	AS431ARTR-G1	E43G	G43G	Tape & Reel
		1.0%	AS431BRTR-E1	AS431BRTR-G1	E43H	G43H	Tape & Reel

BCD Semiconductor's Pb-free products, as designated with "E1" suffix in the part number, are RoHS compliant. Products with "G1" suffix are available in green packages.

**ADJUSTABLE PRECISION SHUNT REGULATORS****AS431****Absolute Maximum Ratings (Note 2)**

Parameter	Symbol	Value	Unit
Cathode Voltage	$V_{KA}$	40	V
Cathode Current Range (Continuous)	$I_{KA}$	-100 to 150	mA
Reference Input Current Range	$I_{REF}$	10	mA
Power Dissipation	$P_D$	Z, R Package: 770	mW
		N, K Package: 370	
Junction Temperature	$T_J$	150	°C
Storage Temperature Range	$T_{STG}$	-65 to 150	°C
ESD (Human Body Model)	ESD	2000	V

Note 2: Stresses greater than those listed under "Absolute Maximum Ratings" may cause permanent damage to the device. These are stress ratings only, and functional operation of the device at these or any other conditions beyond those indicated under "Recommended Operating Conditions" is not implied. Exposure to "Absolute Maximum Ratings" for extended periods may affect device reliability.

**Recommended Operating Conditions**

Parameter	Symbol	Min	Max	Unit
Cathode Voltage	$V_{KA}$	$V_{REF}$	36	V
Cathode Current	$I_{KA}$	1.0	100	mA
Operating Ambient Temperature Range	$T_A$	-40	125	°C



**ADJUSTABLE PRECISION SHUNT REGULATORS**

**AS431**

**Electrical Characteristics**

Operating Conditions:  $T_A=25^{\circ}\text{C}$ , unless otherwise specified.

Parameter	Test Circuit	Symbol	Conditions	Min	Typ	Max	Unit	
Reference Voltage	0.5%	4	$V_{\text{REF}}$	$V_{\text{KA}}=V_{\text{REF}}, I_{\text{KA}}=10\text{mA}$	2.487	2.500	2.512	V
	1.0%				2.475	2.500	2.525	
Deviation of Reference Voltage Over Full Temperature Range	4	$\Delta V_{\text{REF}}$	$V_{\text{KA}}=V_{\text{REF}}$ $I_{\text{KA}}=10\text{mA}$	0 to $70^{\circ}\text{C}$	4.5	8	mV	
				-40 to $85^{\circ}\text{C}$	4.5	10		
				-40 to $125^{\circ}\text{C}$	4.5	16		
Ratio of Change in Reference Voltage to the Change in Cathode Voltage	5	$\frac{\Delta V_{\text{REF}}}{\Delta V_{\text{KA}}}$	$I_{\text{KA}}=10\text{mA}$	$\Delta V_{\text{KA}}=10\text{V to } V_{\text{REF}}$	-1.0	-2.7	mV/V	
				$\Delta V_{\text{KA}}=36\text{V to } 10\text{V}$	-0.5	-2.0		
Reference Current	5	$I_{\text{REF}}$	$I_{\text{KA}}=10\text{mA}, R1=10\text{K}\Omega, R2=\infty$		0.7	4	$\mu\text{A}$	
Deviation of Reference Current Over Full Temperature Range	5	$\Delta I_{\text{REF}}$	$I_{\text{KA}}=10\text{mA}, R1=10\text{K}\Omega, R2=\infty, T_A=-40 \text{ to } 125^{\circ}\text{C}$		0.4	1.2	$\mu\text{A}$	
Minimum Cathode Current for Regulation	4	$I_{\text{KA}}(\text{Min})$	$V_{\text{KA}}=V_{\text{REF}}$		0.4	1.0	mA	
Off-state Cathode Current	6	$I_{\text{KA}}(\text{Off})$	$V_{\text{KA}}=36\text{V}, V_{\text{REF}}=0$		0.05	1.0	$\mu\text{A}$	
Dynamic Impedance	4	$Z_{\text{KA}}$	$V_{\text{KA}}=V_{\text{REF}}, I_{\text{KA}}=1 \text{ to } 100\text{mA}, f \leq 1.0\text{KHz}$		0.15	0.5	$\Omega$	
Thermal Resistance		$\theta_{\text{JC}}$	SOT-23		135.9		$^{\circ}\text{C/W}$	
			SOT-23-5		135.9			
			TO-92		81.9			
			SOT-89		29.8			

**Electrical Characteristics (Continued)**



Figure 4. Test Circuit 4 for  $V_{KA} = V_{REF}$

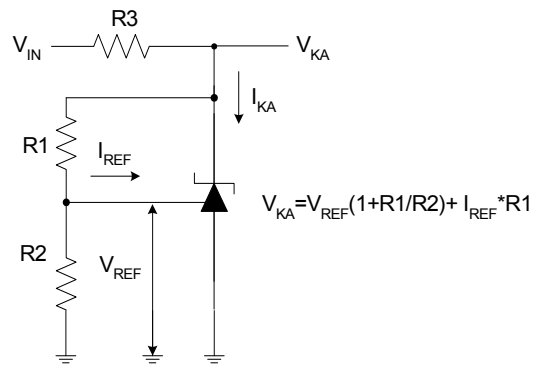


Figure 5. Test Circuit 5 for  $V_{KA} > V_{REF}$

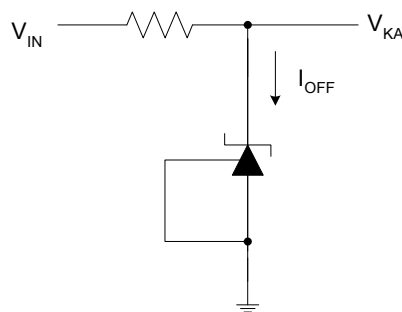


Figure 6. Test Circuit 6 for  $I_{OFF}$



**ADJUSTABLE PRECISION SHUNT REGULATORS**

**AS431**

**Typical Performance Characteristics**



Figure 7. Reference Voltage vs. Ambient Temperature

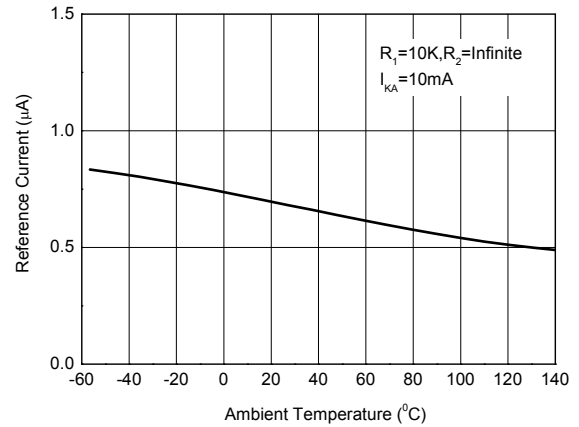


Figure 8. Reference Current vs. Ambient Temperature

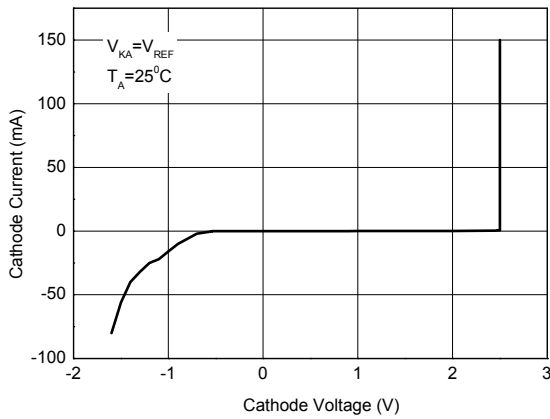


Figure 9. Cathode Current vs. Cathode Voltage

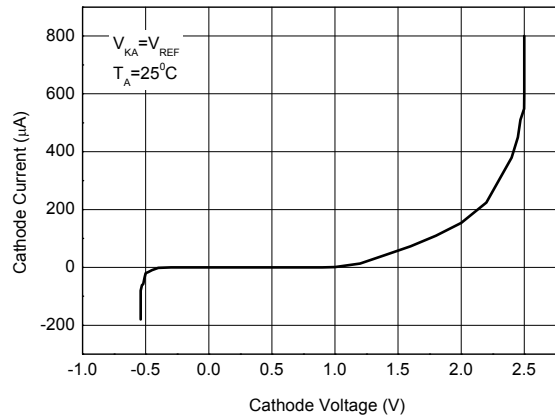


Figure 10. Cathode Current vs. Cathode Voltage



**ADJUSTABLE PRECISION SHUNT REGULATORS**

**AS431**

**Typical Performance Characteristics (Continued)**

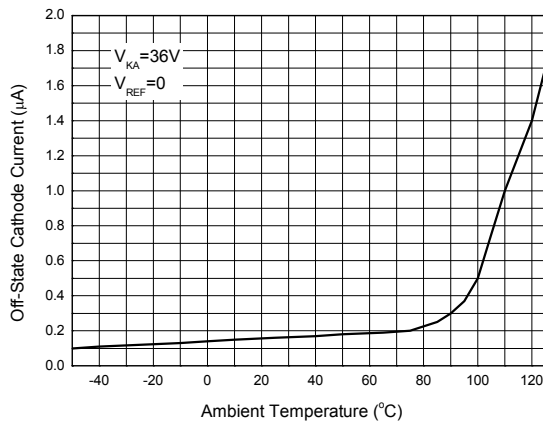


Figure 11. Off-State Cathode Current vs. Ambient Temperature

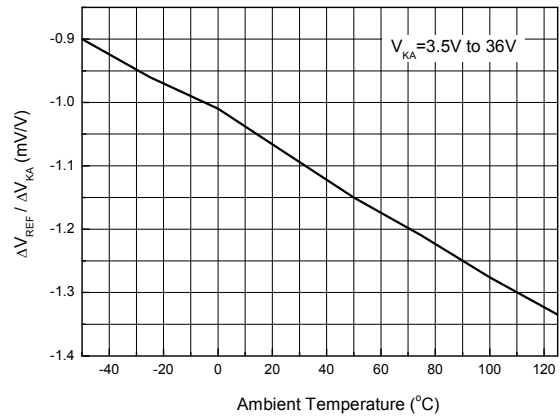


Figure 12. Ratio of Delta Reference Voltage to the Ratio of Delta Cathode Voltage

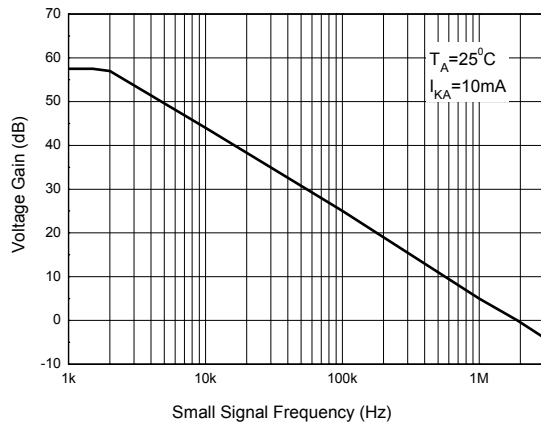
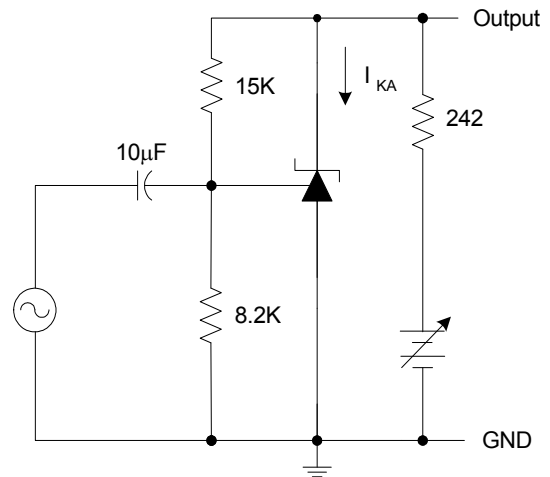


Figure 13. Small Signal Voltage Gain vs. Frequency





**ADJUSTABLE PRECISION SHUNT REGULATORS**

**AS431**

**Typical Performance Characteristics (Continued)**

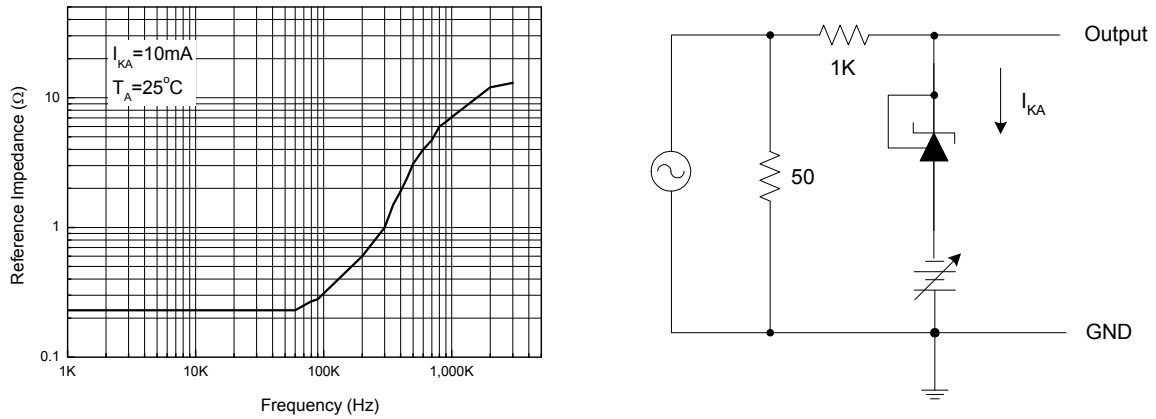


Figure 14. Reference Impedance vs. Frequency

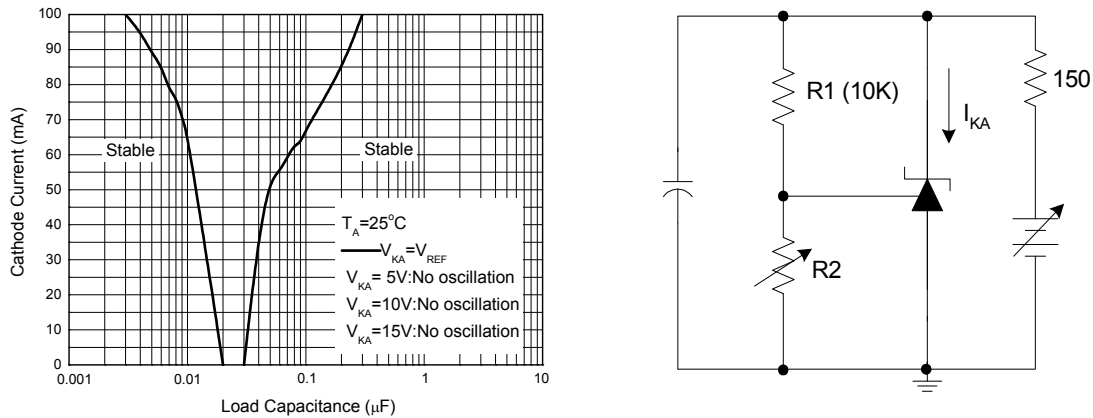


Figure 15. Stability Boundary Conditions vs. Load Capacitance

**ADJUSTABLE PRECISION SHUNT REGULATORS**

**AS431**

**Typical Performance Characteristics (Continued)**



Figure 16. Pulse Response of Input and Output Voltage

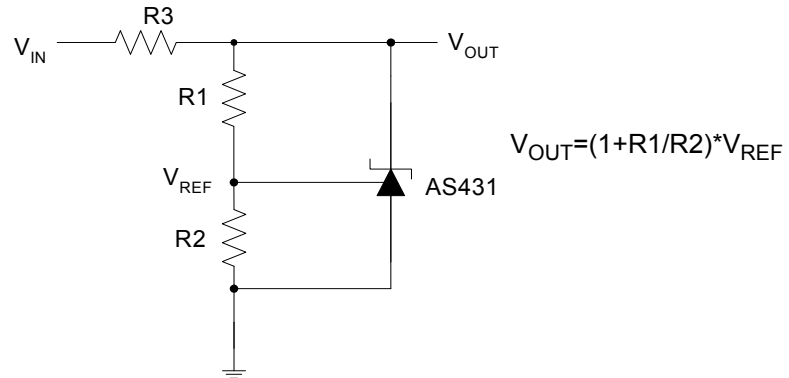
**Typical Application**


Figure 17. Shunt Regulator



Figure 18. High Current Shunt Regulator



Figure 19. Current Source or Current Limit

**ADJUSTABLE PRECISION SHUNT REGULATORS**

**AS431**

**Typical Application (Continued)**

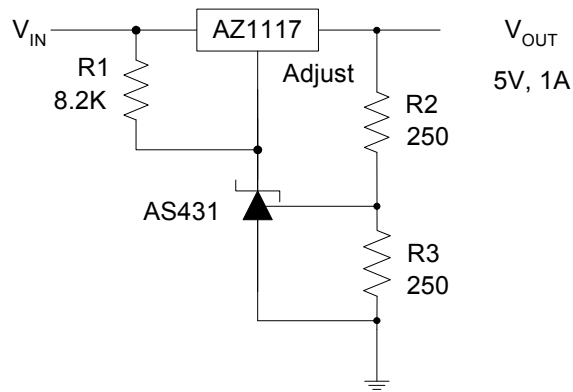


Figure 20. Precision 5V 1A Regulator



Figure 21. PWM Converter with Reference



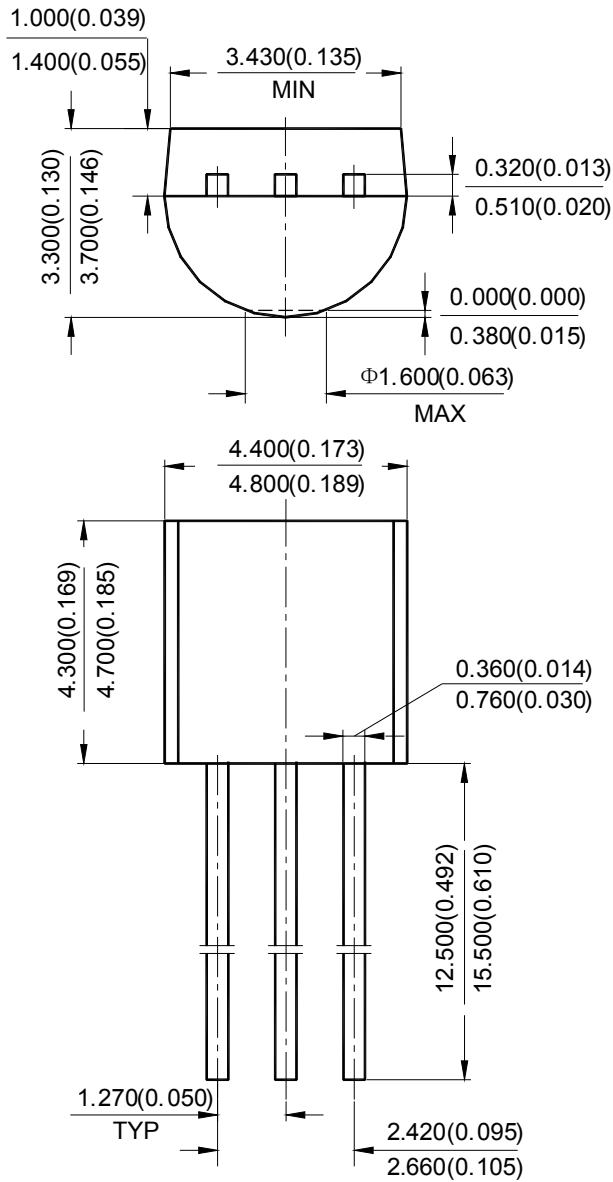
**ADJUSTABLE PRECISION SHUNT REGULATORS**

**AS431**

**Mechanical Dimensions**

**TO-92(Bulk Packing)**

**Unit: mm(inch)**





**ADJUSTABLE PRECISION SHUNT REGULATORS**

**AS431**

**Mechanical Dimensions (Continued)**

**TO-92(Ammo Packing)**

**Unit: mm(inch)**





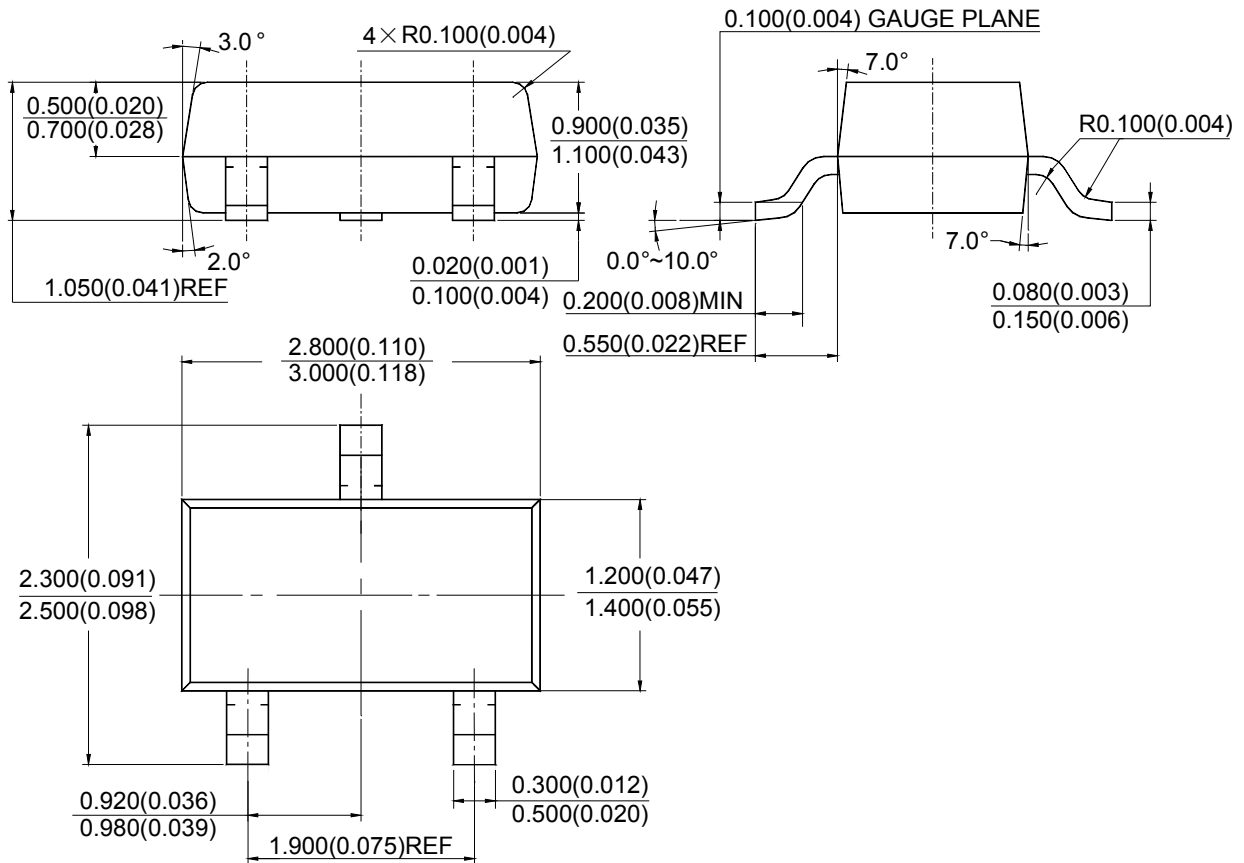
**ADJUSTABLE PRECISION SHUNT REGULATORS**

**AS431**

**Mechanical Dimensions (Continued)**

**SOT-23**

**Unit: mm(inch)**





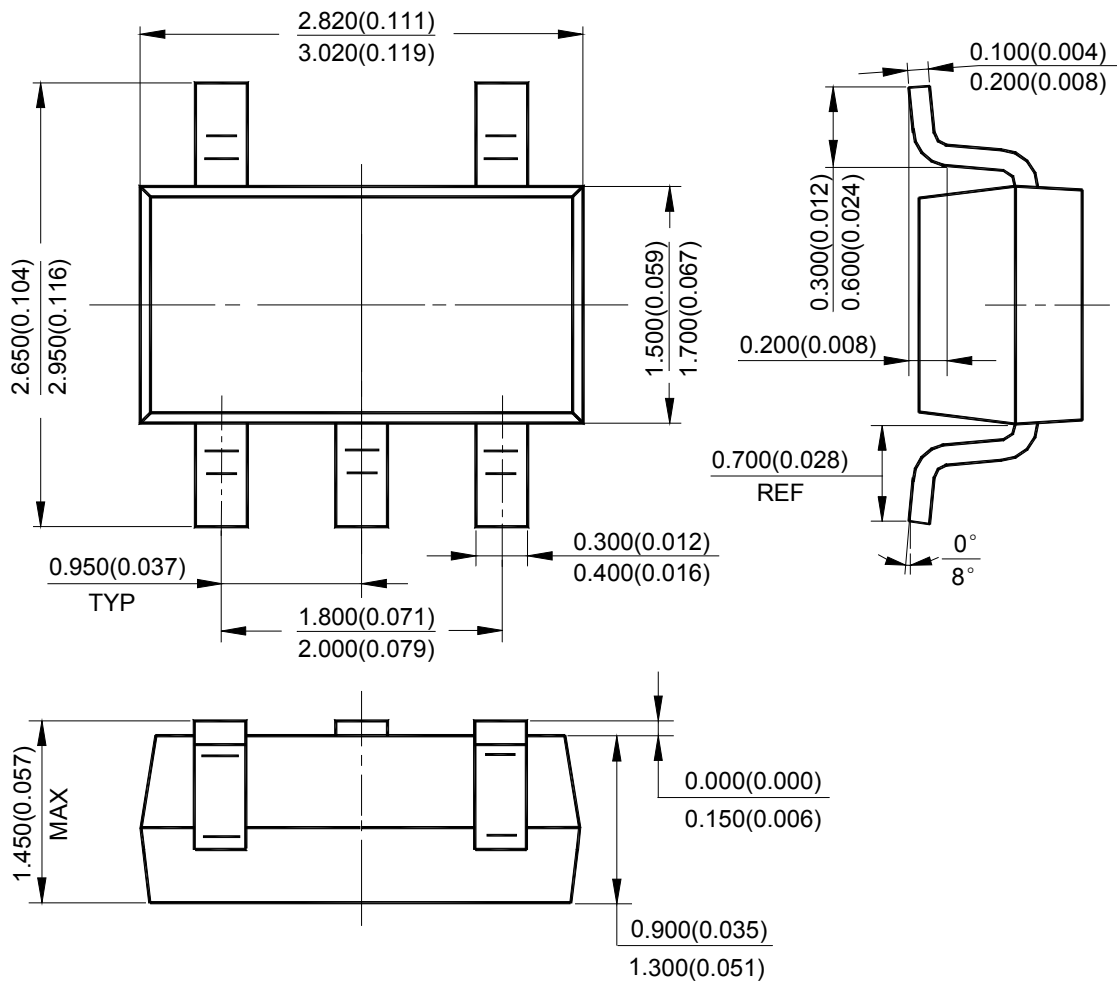
**ADJUSTABLE PRECISION SHUNT REGULATORS**

**AS431**

**Mechanical Dimensions (Continued)**

**SOT-23-5**

**Unit: mm(inch)**







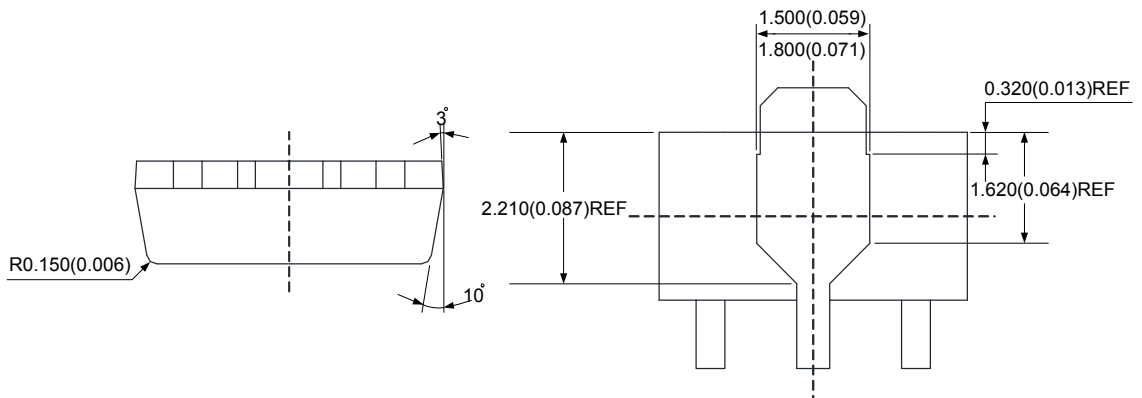
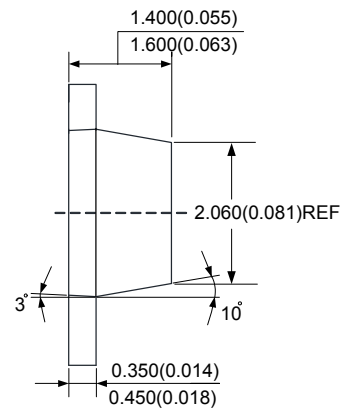
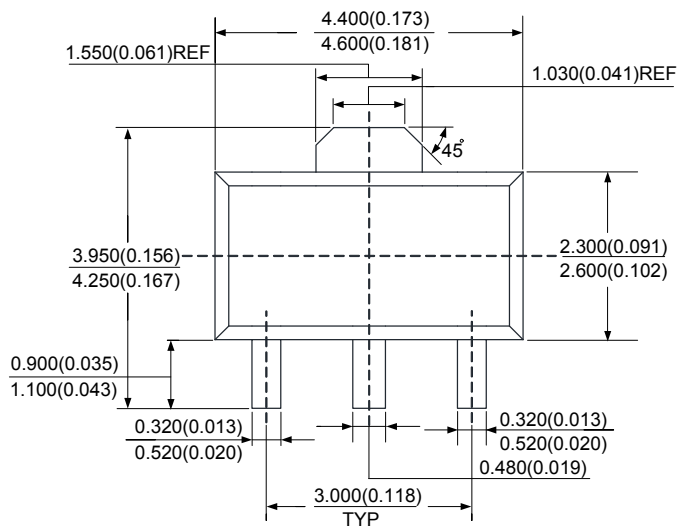
**ADJUSTABLE PRECISION SHUNT REGULATORS**

**AS431**

**Mechanical Dimensions (Continued)**

**SOT-89**

**Unit: mm(inch)**





## **BCD Semiconductor Manufacturing Limited**

<http://www.bcdsemi.com>

### **IMPORTANT NOTICE**

BCD Semiconductor Manufacturing Limited reserves the right to make changes without further notice to any products or specifications herein. BCD Semiconductor Manufacturing Limited does not assume any responsibility for use of any its products for any particular purpose, nor does BCD Semiconductor Manufacturing Limited assume any liability arising out of the application or use of any its products or circuits. BCD Semiconductor Manufacturing Limited does not convey any license under its patent rights or other rights nor the rights of others.

---

#### **MAIN SITE**

##### **- Headquarters**

##### **BCD Semiconductor Manufacturing Limited**

No. 1600, Zi Xing Road, Shanghai Zizhu Science-based Industrial Park, 200241, China  
Tel: +86-21-24162266, Fax: +86-21-24162277

##### **- Wafer Fab**

##### **Shanghai SIM-BCD Semiconductor Manufacturing Co., Ltd.**

800 Yi Shan Road, Shanghai 200233, China  
Tel: +86-21-6485 1491, Fax: +86-21-5450 0008

#### **REGIONAL SALES OFFICE**

##### **Shenzhen Office**

##### **Shanghai SIM-BCD Semiconductor Manufacturing Co., Ltd., Shenzhen Office**

Unit A Room 1203, Skyworth Bldg., Gaoxin Ave. 1.S., Nanshan District, Shenzhen, China  
Tel: +86-755-8826 7951  
Fax: +86-755-8826 7865

##### **Taiwan Office**

##### **BCD Semiconductor (Taiwan) Company Limited**

4F, 298-1, Rui Guang Road, Nei-Hu District, Taipei, Taiwan  
Tel: +886-2-2656 2808  
Fax: +886-2-2656 2806

##### **USA Office**

##### **BCD Semiconductor Corp.**

30920 Huntwood Ave. Hayward, CA 94544, USA  
Tel : +1-510-324-2988  
Fax: +1-510-324-2788

Компания «Океан Электроники» предлагает заключение долгосрочных отношений при поставках импортных электронных компонентов на взаимовыгодных условиях!

Наши преимущества:

- Поставка оригинальных импортных электронных компонентов напрямую с производств Америки, Европы и Азии, а так же с крупнейших складов мира;
- Широкая линейка поставок активных и пассивных импортных электронных компонентов (более 30 млн. наименований);
- Поставка сложных, дефицитных, либо снятых с производства позиций;
- Оперативные сроки поставки под заказ (от 5 рабочих дней);
- Экспресс доставка в любую точку России;
- Помощь Конструкторского Отдела и консультации квалифицированных инженеров;
- Техническая поддержка проекта, помощь в подборе аналогов, поставка прототипов;
- Поставка электронных компонентов под контролем ВП;
- Система менеджмента качества сертифицирована по Международному стандарту ISO 9001;
- При необходимости вся продукция военного и аэрокосмического назначения проходит испытания и сертификацию в лаборатории (по согласованию с заказчиком);
- Поставка специализированных компонентов военного и аэрокосмического уровня качества (Xilinx, Altera, Analog Devices, Intersil, Interpoint, Microsemi, Actel, Aeroflex, Peregrine, VPT, Syfer, Eurofarad, Texas Instruments, MS Kennedy, Miteq, Cobham, E2V, MA-COM, Hittite, Mini-Circuits, General Dynamics и др.);

Компания «Океан Электроники» является официальным дистрибьютором и эксклюзивным представителем в России одного из крупнейших производителей разъемов военного и аэрокосмического назначения «JONHON», а так же официальным дистрибьютором и эксклюзивным представителем в России производителя высокотехнологичных и надежных решений для передачи СВЧ сигналов «FORSTAR».



## JONHON

«JONHON» (основан в 1970 г.)

Разъемы специального, военного и аэрокосмического назначения:

(Применяются в военной, авиационной, аэрокосмической, морской, железнодорожной, горно- и нефтедобывающей отраслях промышленности)

«FORSTAR» (основан в 1998 г.)

ВЧ соединители, коаксиальные кабели, кабельные сборки и микроволновые компоненты:

(Применяются в телекоммуникациях гражданского и специального назначения, в средствах связи, РЛС, а так же военной, авиационной и аэрокосмической отраслях промышленности).



Телефон: 8 (812) 309-75-97 (многоканальный)

Факс: 8 (812) 320-03-32

Электронная почта: [ocean@oceanchips.ru](mailto:ocean@oceanchips.ru)

Web: <http://oceanchips.ru/>

Адрес: 198099, г. Санкт-Петербург, ул. Калинина, д. 2, корп. 4, лит. А