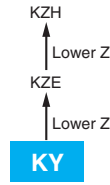


KY Series

- Newly innovative electrolyte is employed to minimize ESR
- Endurance with ripple current : 4,000 to 10,000 hours at 105°C
- Non solvent resistant type
- RoHS Compliant

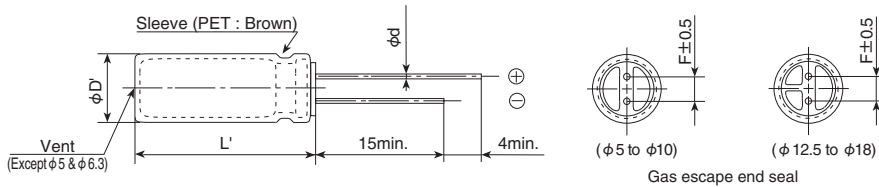


◆ SPECIFICATIONS

Items	Characteristics										
Category Temperature Range	-40 to +105°C										
Rated Voltage Range	6.3 to 100V _{dc}										
Capacitance Tolerance	±20% (M) (at 20°C, 120Hz)										
Leakage Current	I=0.01CV or 3μA, whichever is greater. Where, I : Max. leakage current (μA), C : Nominal capacitance (μF), V : Rated voltage (V) (at 20°C after 2 minutes)										
Dissipation Factor (tan δ)	Rated voltage (V _{dc})	6.3V	10V	16V	25V	35V	50V	63V	80V	100V	
	tan δ (Max)	0.22	0.19	0.16	0.14	0.12	0.10	0.09	0.09	0.08	
Low Temperature Characteristics (Max. Impedance Ratio)	When nominal capacitance exceeds 1,000μF, add 0.02 to the value above for each 1,000μF increase. (at 20°C, 120Hz)										
	Rated voltage (V _{dc})	6.3V	10V	16V	25V	35V	50V	63V	80V	100V	
	Z(-25°C)/Z(+20°C)	4	3	2	2	2	2	2	2	2	
Endurance	The following specifications shall be satisfied when the capacitors are restored to 20°C after subjected to DC voltage with the rated ripple current is applied (the peak voltage shall not exceed the rated voltage) for the specified period of time at 105°C.										
	Time	6.3 to 10V _{dc}	φ 5 & 6.3 : 4,000hours		φ 8 & 10 : 6,000hours		φ 12.5 to 18 : 8,000hours				
		16 to 100V _{dc}	φ 5 & 6.3 : 5,000hours		φ 8 & 10 : 7,000hours		φ 12.5 to 18 : 10,000hours				
	Capacitance change	≤ ±25% of the initial value									
	D.F. (tan δ)	≤ 200% of the initial specified value									
Shelf Life	The following specifications shall be satisfied when the capacitors are restored to 20°C after exposing them for 500 hours at 105°C without voltage applied. Before the measurement, the capacitor shall be preconditioned by applying voltage according to Item 4.1 of JIS C 5101-4.										
	Capacitance change	≤ ±25% of the initial value									
	D.F. (tan δ)	≤ 200% of the initial specified value									
	Leakage current	≤ The initial specified value									

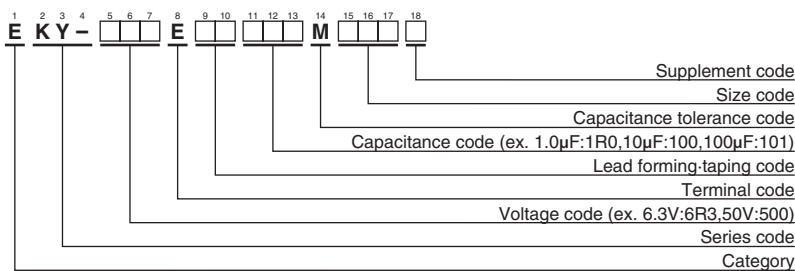
◆ DIMENSIONS [mm]

- Terminal Code : E



φD	5	6.3	8	10	12.5	16	18
φd	0.5	0.5	0.6	0.6	0.6	0.8	0.8
F	2.0	2.5	3.5	5.0	5.0	7.5	7.5
φD'	φD+0.5max.						
L'	L+1.5max.						

◆ PART NUMBERING SYSTEM



Please refer to "Product code guide (radial lead type)"

◆ STANDARD RATINGS

VV (Vdc)	Cap (μF)	Case size φD×L(mm)	Impedance (Ωmax/100kHz)		Rated ripple current (mArms/105°C, 100kHz)	Part No.
			20°C	-10°C		
6.3	150	5×11	0.58	2.3	210	EKY-6R3E□□151ME11D
	330	6.3×11	0.22	0.87	340	EKY-6R3E□□331MF11D
	680	8×11.5	0.13	0.52	640	EKY-6R3E□□681MHB5D
	820	10×12.5	0.080	0.32	865	EKY-6R3E□□821MJC5S
	1,000	8×15	0.087	0.35	840	EKY-6R3E□□102MH15D
	1,200	8×20	0.069	0.27	1,050	EKY-6R3E□□122MH20D
	1,200	10×16	0.060	0.24	1,210	EKY-6R3E□□122MJ16S
	1,500	10×20	0.046	0.18	1,400	EKY-6R3E□□152MJ20S
	1,800	12.5×15	0.049	0.16	1,450	EKY-6R3E□□182MK15S
	2,200	10×25	0.042	0.17	1,650	EKY-6R3E□□222MJ25S
	2,700	10×30	0.031	0.12	1,910	EKY-6R3E□□272MJ30S
	2,700	16×15	0.042	0.12	1,940	EKY-6R3E□□272ML15S
	3,300	12.5×20	0.035	0.12	1,900	EKY-6R3E□□332MK20S
	3,900	12.5×25	0.027	0.089	2,230	EKY-6R3E□□392MK25S
	3,900	18×15	0.043	0.11	2,210	EKY-6R3E□□392MM15S
	4,700	12.5×30	0.024	0.078	2,650	EKY-6R3E□□472MK30S
	5,600	12.5×35	0.020	0.065	2,880	EKY-6R3E□□562MK35S
	5,600	16×20	0.027	0.078	2,530	EKY-6R3E□□562ML20S
	6,800	12.5×40	0.017	0.056	3,350	EKY-6R3E□□682MK40S
	6,800	16×25	0.021	0.060	2,930	EKY-6R3E□□682ML25S
6,800	18×20	0.026	0.067	2,860	EKY-6R3E□□682MM20S	
8,200	16×31.5	0.017	0.050	3,450	EKY-6R3E□□822MLN3S	
10,000	16×35.5	0.015	0.044	3,610	EKY-6R3E□□103MLP1S	
10,000	18×25	0.019	0.049	3,140	EKY-6R3E□□103MM25S	
12,000	16×40	0.013	0.038	4,080	EKY-6R3E□□123ML40S	
12,000	18×31.5	0.015	0.040	4,170	EKY-6R3E□□123MMN3S	
15,000	18×35.5	0.014	0.038	4,220	EKY-6R3E□□153MMP1S	
18,000	18×40	0.012	0.032	4,280	EKY-6R3E□□183MM40S	
10	100	5×11	0.58	2.3	210	EKY-100E□□101ME11D
	220	6.3×11	0.22	0.87	340	EKY-100E□□221MF11D
	470	8×11.5	0.13	0.52	640	EKY-100E□□471MHB5D
	680	8×15	0.087	0.35	840	EKY-100E□□681MH15D
	680	10×12.5	0.080	0.32	865	EKY-100E□□681MJC5S
	1,000	8×20	0.069	0.27	1,050	EKY-100E□□102MH20D
	1,000	10×16	0.060	0.24	1,210	EKY-100E□□102MJ16S
	1,200	10×20	0.046	0.18	1,400	EKY-100E□□122MJ20S
	1,500	10×25	0.042	0.17	1,650	EKY-100E□□152MJ25S
	1,500	12.5×15	0.049	0.16	1,450	EKY-100E□□152MK15S
	2,200	10×30	0.031	0.12	1,910	EKY-100E□□222MJ30S
	2,200	12.5×20	0.035	0.12	1,900	EKY-100E□□222MK20S
	2,200	16×15	0.042	0.12	1,940	EKY-100E□□222ML15S
	2,700	18×15	0.043	0.11	2,210	EKY-100E□□272MM15S
	3,300	12.5×25	0.027	0.089	2,230	EKY-100E□□332MK25S
	3,900	12.5×30	0.024	0.078	2,650	EKY-100E□□392MK30S
	3,900	16×20	0.027	0.078	2,530	EKY-100E□□392ML20S
	4,700	12.5×35	0.020	0.065	2,880	EKY-100E□□472MK35S
	5,600	12.5×40	0.017	0.056	3,350	EKY-100E□□562MK40S
	5,600	16×25	0.021	0.060	2,930	EKY-100E□□562ML25S
5,600	18×20	0.026	0.067	2,860	EKY-100E□□562MM20S	
6,800	16×31.5	0.017	0.050	3,450	EKY-100E□□682MLN3S	
6,800	18×25	0.019	0.049	3,140	EKY-100E□□682MM25S	
8,200	16×35.5	0.015	0.044	3,610	EKY-100E□□822MLP1S	
8,200	18×31.5	0.015	0.040	4,170	EKY-100E□□822MMN3S	
10,000	16×40	0.013	0.038	4,080	EKY-100E□□103ML40S	
10,000	18×35.5	0.014	0.038	4,220	EKY-100E□□103MMP1S	
12,000	18×40	0.012	0.032	4,280	EKY-100E□□123MM40S	
16	56	5×11	0.58	2.3	210	EKY-160E□□560ME11D
	120	6.3×11	0.22	0.87	340	EKY-160E□□121MF11D
	330	8×11.5	0.13	0.52	640	EKY-160E□□331MHB5D
	470	8×15	0.087	0.35	840	EKY-160E□□471MH15D
	470	10×12.5	0.080	0.32	865	EKY-160E□□471MJC5S
	680	8×20	0.069	0.27	1,050	EKY-160E□□681MH20D
	680	10×16	0.060	0.24	1,210	EKY-160E□□681MJ16S
	1,000	10×20	0.046	0.18	1,400	EKY-160E□□102MJ20S
	1,000	12.5×15	0.049	0.16	1,450	EKY-160E□□102MK15S
	1,200	10×25	0.042	0.17	1,650	EKY-160E□□122MJ25S
	1,500	10×30	0.031	0.12	1,910	EKY-160E□□152MJ30S

VV (Vdc)	Cap (μF)	Case size φD×L(mm)	Impedance (Ωmax/100kHz)		Rated ripple current (mArms/105°C, 100kHz)	Part No.	
			20°C	-10°C			
16	1,500	12.5×20	0.035	0.12	1,900	EKY-160E□□152MK20S	
	1,500	16×15	0.042	0.12	1,940	EKY-160E□□152ML15S	
	2,200	12.5×25	0.027	0.089	2,230	EKY-160E□□222MK25S	
	2,200	18×15	0.043	0.11	2,210	EKY-160E□□222MM15S	
	2,700	12.5×30	0.024	0.078	2,650	EKY-160E□□272MK30S	
	2,700	16×20	0.027	0.078	2,530	EKY-160E□□272ML20S	
	3,300	12.5×35	0.020	0.065	2,880	EKY-160E□□332MK35S	
	3,900	12.5×40	0.017	0.056	3,350	EKY-160E□□392MK40S	
	3,900	16×25	0.021	0.060	2,930	EKY-160E□□392ML25S	
	3,900	18×20	0.026	0.067	2,860	EKY-160E□□392MM20S	
	4,700	16×31.5	0.017	0.050	3,450	EKY-160E□□472MLN3S	
	4,700	18×25	0.019	0.049	3,140	EKY-160E□□472MM25S	
	5,600	16×35.5	0.015	0.044	3,610	EKY-160E□□562MLP1S	
	5,600	18×31.5	0.015	0.040	4,170	EKY-160E□□562MMN3S	
	6,800	16×40	0.013	0.038	4,080	EKY-160E□□682ML40S	
	8,200	18×35.5	0.014	0.038	4,220	EKY-160E□□822MMP1S	
	10,000	18×40	0.012	0.032	4,280	EKY-160E□□103MM40S	
	25	47	5×11	0.58	2.3	210	EKY-250E□□470ME11D
		100	6.3×11	0.22	0.87	340	EKY-250E□□101MF11D
		220	8×11.5	0.13	0.52	640	EKY-250E□□221MHB5D
330		8×15	0.087	0.35	840	EKY-250E□□331MH15D	
330		10×12.5	0.080	0.32	865	EKY-250E□□331MJC5S	
470		8×20	0.069	0.27	1,050	EKY-250E□□471MH20D	
470		10×16	0.060	0.24	1,210	EKY-250E□□471MJ16S	
680		10×20	0.046	0.18	1,400	EKY-250E□□681MJ20S	
680		12.5×15	0.049	0.16	1,450	EKY-250E□□681MK15S	
820		10×25	0.042	0.17	1,650	EKY-250E□□821MJ25S	
1,000		10×30	0.031	0.12	1,910	EKY-250E□□103MM30S	
1,000		12.5×20	0.035	0.12	1,900	EKY-250E□□102MK20S	
1,000		16×15	0.042	0.12	1,940	EKY-250E□□102ML15S	
1,200		18×15	0.043	0.11	2,210	EKY-250E□□122MM15S	
1,500		12.5×25	0.027	0.089	2,230	EKY-250E□□122MK25S	
1,800		12.5×30	0.024	0.078	2,650	EKY-250E□□182MK30S	
1,800		16×20	0.027	0.078	2,530	EKY-250E□□182ML20S	
2,200		12.5×35	0.020	0.065	2,880	EKY-250E□□222MK35S	
2,200		18×20	0.026	0.067	2,860	EKY-250E□□222MM20S	
2,700		12.5×40	0.017	0.056	3,350	EKY-250E□□272MK40S	
2,700	16×25	0.021	0.060	2,930	EKY-250E□□272ML25S		
3,300	16×31.5	0.017	0.050	3,450	EKY-250E□□332MLN3S		
3,300	18×25	0.019	0.049	3,140	EKY-250E□□332MM25S		
3,900	16×35.5	0.015	0.044	3,610	EKY-250E□□392MLP1S		
3,900	18×31.5	0.015	0.040	4,170	EKY-250E□□392MMN3S		
4,700	16×40	0.013	0.038	4,080	EKY-250E□□472ML40S		
4,700	18×35.5	0.014	0.038	4,220	EKY-250E□□472MMP1S		
5,600	18×40	0.012	0.032	4,280	EKY-250E□□562MM40S		
35	33	5×11	0.58	2.3	210	EKY-350E□□330ME11D	
	56	6.3×11	0.22	0.87	340	EKY-350E□□560MF11D	
	150	8×11.5	0.13	0.52	640	EKY-350E□□151MHB5D	
	220	8×15	0.087	0.35	840	EKY-350E□□221MH15D	
	220	10×12.5	0.080	0.32	865	EKY-350E□□221MJC5S	
	270	8×20	0.069	0.27	1,050	EKY-350E□□271MH20D	
	330	10×16	0.060	0.24	1,210	EKY-350E□□331MJ16S	
	470	10×20	0.046	0.18	1,400	EKY-350E□□471MJ20S	
	470	12.5×15	0.049	0.16	1,450	EKY-350E□□471MK15S	
	560	10×25	0.042	0.17	1,650	EKY-350E□□561MJ25S	
	680	10×30	0.031	0.12	1,910	EKY-350E□□681MJ30S	
	680	12.5×20	0.035	0.12	1,900	EKY-350E□□681MK20S	
	680	16×15	0.042	0.12	1,940	EKY-350E□□681ML15S	
	1,000	12.5×25	0.027	0.089	2,230	EKY-350E□□102MK25S	
	1,000	18×15	0.043	0.11	2,210	EKY-350E□□102MM15S	
	1,200	12.5×30	0.024	0.078	2,650	EKY-350E□□122MK30S	
	1,200	16×20	0.027	0.078	2,530	EKY-350E□□122ML20S	
	1,500	12.5×35	0.020	0.065	2,880	EKY-350E□□152MK35S	
	1,800	12.5×40	0.017	0.056	3,350	EKY-350E□□182MK40S	
	1,800	16×25	0.021	0.060	2,930	EKY-350E□□182ML25S	
1,800	18×20	0.026	0.067	2,860	EKY-350E□□182MM20S		
2,200	16×31.5	0.017	0.050	3,450	EKY-350E□□222MLN3S		

□□ : Enter the appropriate lead forming or taping code.

◆ **STANDARD RATINGS**

WV (Vdc)	Cap (μF)	Case size φD×L(mm)	Impedance (Ωmax/100kHz)		Rated ripple current (mArms/105°C 100kHz)	Part No.	
			20°C	-10°C			
35	2,200	18×25	0.019	0.049	3,140	EKY-350E□□222MM25S	
	2,700	16×35.5	0.015	0.044	3,610	EKY-350E□□272MLP1S	
	2,700	18×31.5	0.015	0.040	4,170	EKY-350E□□272MMN3S	
	3,300	16×40	0.013	0.038	4,080	EKY-350E□□332ML40S	
	3,300	18×35.5	0.014	0.038	4,220	EKY-350E□□332MMP1S	
	3,900	18×40	0.012	0.032	4,280	EKY-350E□□392MM40S	
50	1.0	5×11	4.0	16.0	30	EKY-500E□□1R0ME11D	
	2.2	5×11	2.5	10.0	43	EKY-500E□□2R2ME11D	
	3.3	5×11	2.2	8.8	53	EKY-500E□□3R3ME11D	
	4.7	5×11	1.9	7.6	88	EKY-500E□□4R7ME11D	
	10	5×11	1.5	6.0	100	EKY-500E□□100ME11D	
	22	5×11	0.70	2.8	180	EKY-500E□□220ME11D	
	56	6.3×11	0.30	1.2	295	EKY-500E□□560MF11D	
	100	8×11.5	0.17	0.68	555	EKY-500E□□101MHB5D	
	120	8×15	0.12	0.48	730	EKY-500E□□121MH15D	
	150	10×12.5	0.12	0.48	760	EKY-500E□□151MJC5S	
	180	8×20	0.091	0.36	910	EKY-500E□□181MH20D	
	220	10×16	0.084	0.34	1,050	EKY-500E□□221MJ16S	
	270	10×20	0.060	0.24	1,220	EKY-500E□□271MJ20S	
	270	12.5×15	0.061	0.20	1,260	EKY-500E□□271MK15S	
	330	10×25	0.055	0.22	1,440	EKY-500E□□331MJ25S	
	470	10×30	0.043	0.17	1,690	EKY-500E□□471MJ30S	
	470	12.5×20	0.045	0.15	1,660	EKY-500E□□471MK20S	
	470	16×15	0.055	0.17	1,690	EKY-500E□□471ML15S	
	560	12.5×25	0.034	0.11	1,950	EKY-500E□□561MK25S	
	560	18×15	0.054	0.15	1,930	EKY-500E□□561MM15S	
680	12.5×30	0.030	0.10	2,310	EKY-500E□□681MK30S		
820	12.5×35	0.025	0.083	2,510	EKY-500E□□821MK35S		
820	16×20	0.034	0.10	2,210	EKY-500E□□821ML20S		
1,000	12.5×40	0.021	0.069	2,920	EKY-500E□□102MK40S		
1,000	16×25	0.025	0.075	2,555	EKY-500E□□102ML25S		
1,000	18×20	0.036	0.097	2,490	EKY-500E□□102MM20S		
1,200	16×31.5	0.022	0.066	3,010	EKY-500E□□122MLN3S		
1,200	18×25	0.026	0.070	2,740	EKY-500E□□122MM25S		
1,500	16×35.5	0.019	0.057	3,150	EKY-500E□□152MLP1S		
1,800	16×40	0.016	0.048	3,710	EKY-500E□□182ML40S		
1,800	18×31.5	0.021	0.057	3,635	EKY-500E□□182MMN3S		
2,200	18×35.5	0.017	0.046	3,680	EKY-500E□□222MMP1S		
2,700	18×40	0.014	0.038	3,800	EKY-500E□□272MM40S		
63	15	5×11	0.88	3.5	165	EKY-630E□□150ME11D	
	33	6.3×11	0.35	1.4	265	EKY-630E□□330MF11D	
	56	8×11.5	0.22	0.88	500	EKY-630E□□560MHB5D	
	82	8×15	0.16	0.64	665	EKY-630E□□820MH15D	
	82	10×12.5	0.11	0.44	690	EKY-630E□□820MJC5S	
	120	8×20	0.12	0.48	820	EKY-630E□□121MH20D	
	120	10×16	0.076	0.31	950	EKY-630E□□121MJ16S	
	180	10×20	0.056	0.23	1,150	EKY-630E□□181MJ20S	
	180	12.5×16	0.072	0.29	1,150	EKY-630E□□181MK16S	
	220	10×25	0.046	0.19	1,350	EKY-630E□□221MJ25S	
	270	12.5×20	0.041	0.13	1,500	EKY-630E□□271MK20S	
	390	12.5×25	0.031	0.093	1,900	EKY-630E□□391MK25S	
	470	12.5×30	0.028	0.084	2,300	EKY-630E□□471MK30S	
	470	16×20	0.032	0.096	2,000	EKY-630E□□471ML20S	
	560	12.5×35	0.024	0.072	2,500	EKY-630E□□561MK35S	
	680	12.5×40	0.021	0.063	2,800	EKY-630E□□681MK40S	
	63	680	16×25	0.025	0.075	2,600	EKY-630E□□681ML25S
		680	18×20	0.030	0.090	2,500	EKY-630E□□681MM20S
		820	16×31.5	0.021	0.063	2,850	EKY-630E□□821MLN3S
		820	18×25	0.024	0.072	2,800	EKY-630E□□821MM25S
1,000		16×35.5	0.019	0.057	2,900	EKY-630E□□102MLP1S	
1,200		16×40	0.018	0.054	3,400	EKY-630E□□122ML40S	
1,200		18×31.5	0.020	0.060	3,300	EKY-630E□□122MMN3S	
1,500		18×35.5	0.018	0.054	3,400	EKY-630E□□152MMP1S	
1,800		18×40	0.017	0.051	3,500	EKY-630E□□182MM40S	
80		68	10×12.5	0.17	0.66	480	EKY-800E□□680MJC5S
		100	10×16	0.11	0.47	600	EKY-800E□□101MJ16S
		120	10×20	0.084	0.34	800	EKY-800E□□121MJ20S
		150	10×25	0.069	0.28	900	EKY-800E□□151MJ25S
		150	12.5×16	0.11	0.34	750	EKY-800E□□151MK16S
		220	12.5×20	0.062	0.18	1,100	EKY-800E□□221MK20S
		330	12.5×25	0.047	0.14	1,250	EKY-800E□□331MK25S
		330	16×20	0.048	0.15	1,350	EKY-800E□□331ML20S
		390	12.5×30	0.042	0.13	1,500	EKY-800E□□391MK30S
		470	12.5×35	0.036	0.11	1,650	EKY-800E□□471MK35S
		470	16×25	0.038	0.12	1,700	EKY-800E□□471ML25S
	470	18×20	0.045	0.14	1,500	EKY-800E□□471MM20S	
	560	12.5×40	0.032	0.095	1,800	EKY-800E□□561MK40S	
	680	16×31.5	0.032	0.095	1,850	EKY-800E□□681MLN3S	
	680	18×25	0.036	0.11	1,750	EKY-800E□□681MM25S	
	820	16×35.5	0.029	0.086	2,000	EKY-800E□□821MLP1S	
	820	18×31.5	0.030	0.090	1,900	EKY-800E□□821MMN3S	
	1,000	16×40	0.027	0.081	2,200	EKY-800E□□102ML40S	
	1,000	18×35.5	0.027	0.081	2,200	EKY-800E□□102MMP1S	
	1,200	18×40	0.026	0.077	2,700	EKY-800E□□122MM40S	
100	6.8	5×11	1.4	5.6	125	EKY-101E□□6R8ME11D	
	15	6.3×11	0.57	2.3	205	EKY-101E□□150MF11D	
	27	8×11.5	0.36	1.4	355	EKY-101E□□270MHB5D	
	39	8×15	0.25	1.0	450	EKY-101E□□390MH15D	
	47	10×12.5	0.17	0.66	480	EKY-101E□□470MJC5S	
	56	8×20	0.19	0.76	565	EKY-101E□□560MH20D	
	68	10×16	0.11	0.47	600	EKY-101E□□680MJ16S	
	82	10×20	0.084	0.34	800	EKY-101E□□820MJ20S	
	100	12.5×16	0.11	0.34	750	EKY-101E□□101MK16S	
	120	10×25	0.069	0.28	900	EKY-101E□□121MJ25S	
	150	12.5×20	0.062	0.18	1,100	EKY-101E□□151MK20S	
	220	12.5×25	0.047	0.14	1,250	EKY-101E□□221MK25S	
	220	16×20	0.048	0.15	1,350	EKY-101E□□221ML20S	
	270	12.5×30	0.042	0.13	1,500	EKY-101E□□271MK30S	
	330	12.5×35	0.036	0.11	1,650	EKY-101E□□331MK35S	
	330	16×25	0.038	0.12	1,700	EKY-101E□□331ML25S	
	330	18×20	0.045	0.14	1,500	EKY-101E□□331MM20S	
	390	12.5×40	0.032	0.095	1,800	EKY-101E□□391MK40S	
	470	16×31.5	0.032	0.095	1,850	EKY-101E□□471MLN3S	
	470	18×25	0.036	0.11	1,750	EKY-101E□□471MM25S	
560	16×35.5	0.029	0.086	2,000	EKY-101E□□561MLP1S		
560	18×31.5	0.030	0.090	1,900	EKY-101E□□561MMN3S		
680	16×40	0.027	0.081	2,200	EKY-101E□□681ML40S		
680	18×35.5	0.027	0.081	2,200	EKY-101E□□681MMP1S		
820	18×40	0.026	0.077	2,700	EKY-101E□□821MM40S		

□ : Enter the appropriate lead forming or taping code.

◆ **RATED RIPPLE CURRENT MULTIPLIERS**

● Frequency Multipliers

Capacitance (μF)	Frequency (Hz)			
	120	1k	10k	100k
1.0 to 180	0.40	0.75	0.90	1.00
220 to 560	0.50	0.85	0.94	1.00
680 to 1,800	0.60	0.87	0.95	1.00
2,200 to 3,900	0.75	0.90	0.95	1.00
4,700 to	0.85	0.95	0.98	1.00

The endurance of capacitors is reduced with internal heating produced by ripple current at the rate of halving the lifetime with every 5°C rise. When long life performance is required in actual use, the rms ripple current has to be reduced.

Компания «Океан Электроники» предлагает заключение долгосрочных отношений при поставках импортных электронных компонентов на взаимовыгодных условиях!

Наши преимущества:

- Поставка оригинальных импортных электронных компонентов напрямую с производств Америки, Европы и Азии, а так же с крупнейших складов мира;
- Широкая линейка поставок активных и пассивных импортных электронных компонентов (более 30 млн. наименований);
- Поставка сложных, дефицитных, либо снятых с производства позиций;
- Оперативные сроки поставки под заказ (от 5 рабочих дней);
- Экспресс доставка в любую точку России;
- Помощь Конструкторского Отдела и консультации квалифицированных инженеров;
- Техническая поддержка проекта, помощь в подборе аналогов, поставка прототипов;
- Поставка электронных компонентов под контролем ВП;
- Система менеджмента качества сертифицирована по Международному стандарту ISO 9001;
- При необходимости вся продукция военного и аэрокосмического назначения проходит испытания и сертификацию в лаборатории (по согласованию с заказчиком);
- Поставка специализированных компонентов военного и аэрокосмического уровня качества (Xilinx, Altera, Analog Devices, Intersil, Interpoint, Microsemi, Actel, Aeroflex, Peregrine, VPT, Syfer, Eurofarad, Texas Instruments, MS Kennedy, Miteq, Cobham, E2V, MA-COM, Hittite, Mini-Circuits, General Dynamics и др.);

Компания «Океан Электроники» является официальным дистрибьютором и эксклюзивным представителем в России одного из крупнейших производителей разъемов военного и аэрокосмического назначения «JONHON», а так же официальным дистрибьютором и эксклюзивным представителем в России производителя высокотехнологичных и надежных решений для передачи СВЧ сигналов «FORSTAR».



JONHON

«JONHON» (основан в 1970 г.)

Разъемы специального, военного и аэрокосмического назначения:

(Применяются в военной, авиационной, аэрокосмической, морской, железнодорожной, горно- и нефтедобывающей отраслях промышленности)

«FORSTAR» (основан в 1998 г.)

ВЧ соединители, коаксиальные кабели, кабельные сборки и микроволновые компоненты:

(Применяются в телекоммуникациях гражданского и специального назначения, в средствах связи, РЛС, а так же военной, авиационной и аэрокосмической отраслях промышленности).



Телефон: 8 (812) 309-75-97 (многоканальный)

Факс: 8 (812) 320-03-32

Электронная почта: ocean@oceanchips.ru

Web: <http://oceanchips.ru/>

Адрес: 198099, г. Санкт-Петербург, ул. Калинина, д. 2, корп. 4, лит. А