

ATC 800 R Series NPO Ceramic, High RF Power Lowest ESR Multilayer Capacitors

- Case R Size (.070" x .090")
- Rugged, reliable NPO dielectric
- Optimized for highest self resonant frequency
- Capacitance Range 1 pF to 100 pF
- Optimized for lowest ESR and superior heat transfer
- Capable of highest RF Power
- RoHS Compliant / Lead-Free

ATC's 800 R Series offers superb performance in demanding high RF power applications requiring consistent and reliable operation. The combination of optimized case geometry, highly conductive electrode formulations and proprietary dielectrics, yields the lowest ESR and superior heat transfer. ATC's new NPO low loss rugged dielectrics are designed to provide superior heat transfer in high RF power applications. Ultra-low ESR and superior thermal performance ensure that the 800 R Series products are your best choice for high RF power applications from UHF through microwave frequencies.

Typical applications: WiMAX/LTE*, Homeland Security/Public Safety Radio (APCO-25), Satellite Systems, Avionics, Digital HD FM Transmitters, Digital HDTV Transmitters, Microwave Communications and Medical Electronics.

Typical circuit applications: High RF Power Filter Networks, Combiners, Couplers, Matching Networks, Output Coupling, Antenna Coupling, and DC Blocking and Bypassing.

* Long term evolution

ENVIRONMENTAL TESTS

ATC 800 R Series Capacitors are designed and manufactured to meet and exceed the requirements of EIA-198, MIL-PRF-55681 and MIL-PRF-123.

THERMAL SHOCK:

MIL-STD-202, Method 107, Condition A

MOISTURE RESISTANCE:


MIL-STD-202, Method 106

LOW VOLTAGE HUMIDITY:

MIL-STD-202, Method 103, Condition A, with 1.5 Volts D.C. applied while subjected to an environment of 85°C with 85% relative humidity for 240 hours min.

LIFE TEST:

MIL-STD-202, Method 108, for 2000 hours, at 125°C
200% WVDC applied



ELECTRICAL AND MECHANICAL SPECIFICATIONS

QUALITY FACTOR (Q): > 2,000 @ 1 MHz

TEMPERATURE COEFFICIENT OF CAPACITANCE (TCC):
0 ±30 PPM/°C (-55°C to +125°C)

INSULATION RESISTANCE (IR):

1 pF to 100 pF:
10⁵ Megohms min. @ +25°C at rated WVDC
10⁴ Megohms min. @ +125°C at rated WVDC

WORKING VOLTAGE (WVDC): 500 WVDC

DIELECTRIC WITHSTANDING VOLTAGE (DWV):

Case R: 250% of rated WVDC for 5 secs

AGING EFFECTS: None

PIEZOELECTRIC EFFECTS:

None
(No capacitance variation with voltage or pressure)

CAPACITANCE DRIFT: ±(0.02% or 0.02 pF), whichever is greater

OPERATING TEMPERATURE RANGE:

From -55°C to +125°C

TERMINATION STYLES:

RoHS Compliant and Solder Plate
See Mechanical Configurations, page 3

TERMINAL STRENGTH: Terminations for chips withstand a pull of 5 lbs. min., 15 lbs. typical, for 5 seconds in direction perpendicular to the termination surface of the capacitor. Test per MIL-STD-202, Method 211.



AMERICAN

ATC North America
sales@atceramics.com

TECHNICAL

ATC Europe
saleseur@atceramics.com

CERAMICS

ATC Asia
sales@atceramics-asia.com



ISO 9001 REGISTERED
COMPANY

THE ENGINEERS' CHOICE™

www.atceramics.com

ATC # 001-1029
Rev. K; 9/14

ATC 800 R Series NPO Ceramic Ultra-Low ESR Multilayer Capacitors

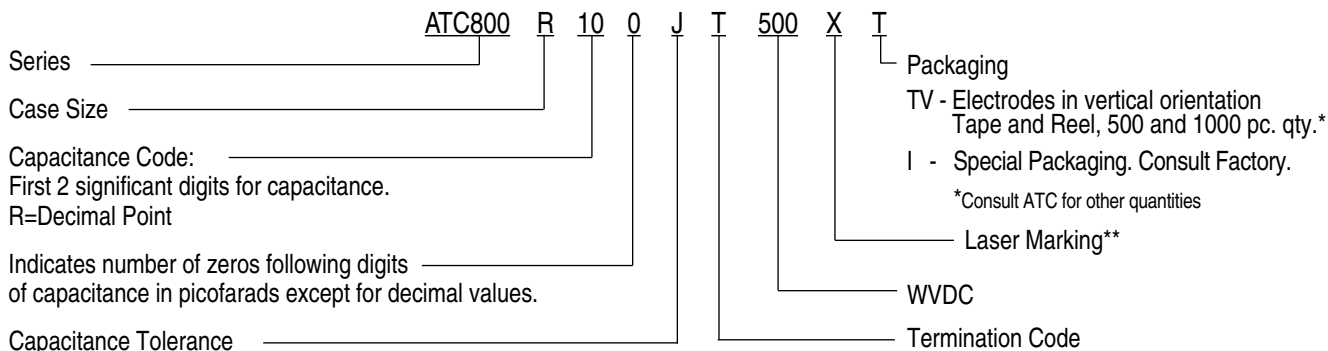
ATC 800 R Capacitance Values

CAP. CODE	CAP. (pF)	TOL.	RATED WVDC	CAP. CODE	CAP. (pF)	TOL.	RATED WVDC	CAP. CODE	CAP. (pF)	TOL.	RATED WVDC
1R0	1.0	B, C, D	500	3R9	3.9	B, C, D	500	220	22	G, J K, M	500
1R1	1.1			4R3	4.3			240	24		
1R2	1.2			4R7	4.7			270	27		
1R3	1.3			5R1	5.1			300	30		
1R4	1.4			5R6	5.6			330	33		
1R5	1.5			6R2	6.2			360	36		
1R6	1.6			6R8	6.8	390		39			
1R7	1.7			7R5	7.5	430		43			
1R8	1.8			8R2	8.2	470		47			
1R9	1.9			9R1	9.1	510		51			
2R0	2.0			100	10	560		56			
2R1	2.1			110	11	620		62			
2R2	2.2			120	12	680		68			
2R4	2.4			130	13	750		75			
2R7	2.7			150	15	820		82			
3R0	3.0			160	16	910		91			
3R3	3.3			180	18	101		100			
3R6	3.6			200	20						

VRMS = 0.707 X WVDC

SPECIAL VALUES, TOLERANCES, HIGHER WVDC AND MATCHING AVAILABLE. PLEASE CONSULT FACTORY.

ATC PART NUMBER CODE



CAPACITANCE TOLERANCE							
Code	B	C	D	G	J	K	M
Tol.	±0.1 pF	±0.25 pF	±0.5 pF	±2%	±5%	±10%	±20%

The above part number refers to a 800 R Series (case size R) 10 pF capacitor, J tolerance (±5%), 500 WVDC, with T termination (Tin Plated over Nickel Barrier, RoHS Compliant), laser marked, and tape and reel packaging.

**Laser Marking is optional.

ATC accepts orders for our parts using designations *with* or *without* the "ATC" prefix. Both methods of defining the part number are equivalent, i.e., part numbers referenced with the "ATC" prefix are interchangeable to parts referenced without the "ATC" prefix. Customers are free to use either in specifying or procuring parts from American Technical Ceramics.

For additional information and catalogs contact your ATC representative or call direct at (+1-631) 622-4700.

Consult factory for additional performance data.

A M E R I C A N T E C H N I C A L C E R A M I C S

ATC North America
sales@atceramics.com

ATC Europe
sales@atceramics.com

ATC Asia
sales@atceramics-asia.com

ATC 800 R Series NPO Ceramic Ultra-Low ESR Multilayer Capacitors

ATC 800 R Capacitors: Mechanical Configurations

ATC SERIES & CASE SIZE	ATC TERM. CODE	CASE SIZE & TYPE	OUTLINES W/T IS A TERMINATION SURFACE	BODY DIMENSIONS Inches (mm)			LEAD AND TERMINATION DIMENSIONS AND MATERIALS	
				LENGTH (L)	WIDTH (W)	THICKNESS (T)	OVERLAP (Y)	MATERIALS
800R	T	R Solderable Nickel Barrier		.070 ±.015 (1.78 ±0.38)	.090 ±.010 (2.29 ±0.25)	.115 (2.92) max.	.010 +.010 - .005 (0.25) +.025 - 0.13)	RoHS Compliant Tin Plated over Nickel Barrier Termination
800R	W	R Solder Plate		.070 ±.015 (1.78 ±0.38)	.090 ±.010 (2.29 ±0.25)	.115 (2.92) max.	.010 +.010 - .005 (0.25) +.025 - 0.13)	Tin/Lead, Solder Plated over Nickel Barrier Termination

ATC 800 R Non-Magnetic Capacitors: Mechanical Configurations

ATC SERIES & CASE SIZE	ATC TERM. CODE	CASE SIZE & TYPE	OUTLINES W/T IS A TERMINATION SURFACE	BODY DIMENSIONS Inches (mm)			LEAD AND TERMINATION DIMENSIONS AND MATERIALS	
				LENGTH (L)	WIDTH (W)	THICKNESS (T)	OVERLAP (Y)	MATERIALS
800R	TN	R Non-Mag Solderable Barrier		.070 ±.015 (1.78 ±0.38)	.090 ±.010 (2.29 ±0.25)	.115 (2.92) max.	.010 +.010 - .005 (0.25) +.025 - 0.13)	RoHS Compliant Tin Plated over Non-Magnetic Barrier Termination

Suggested Mounting Pad Dimensions

Horizontal Electrode Orientation

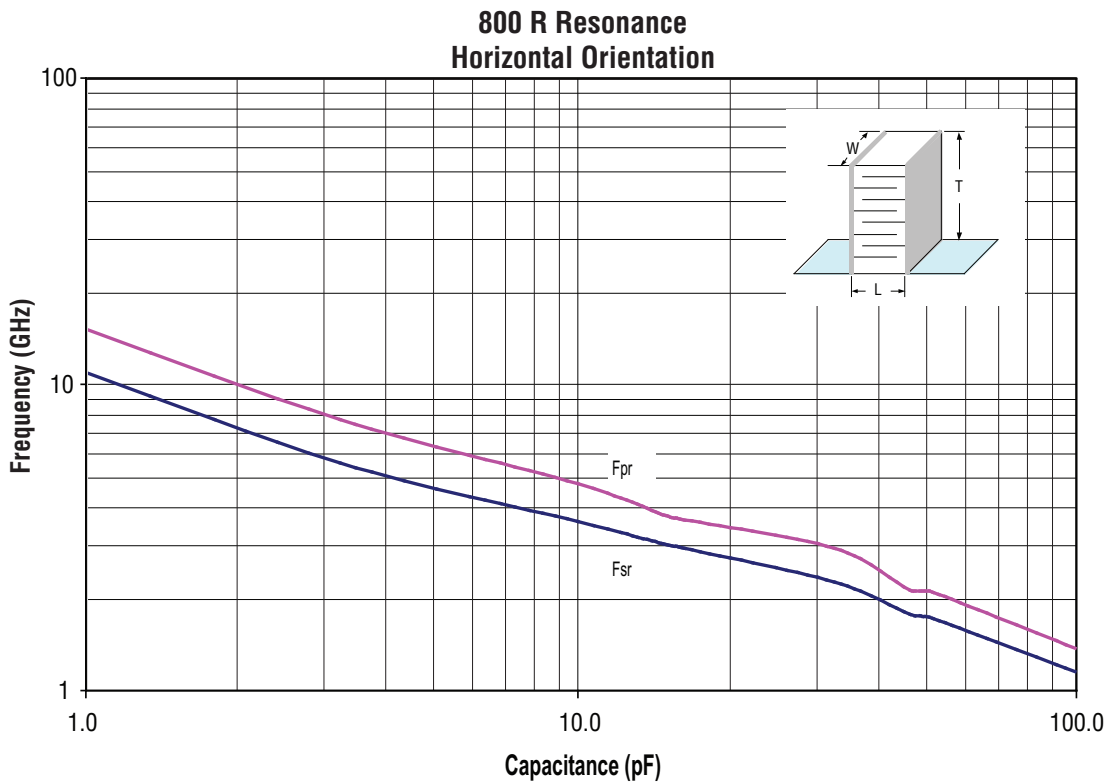
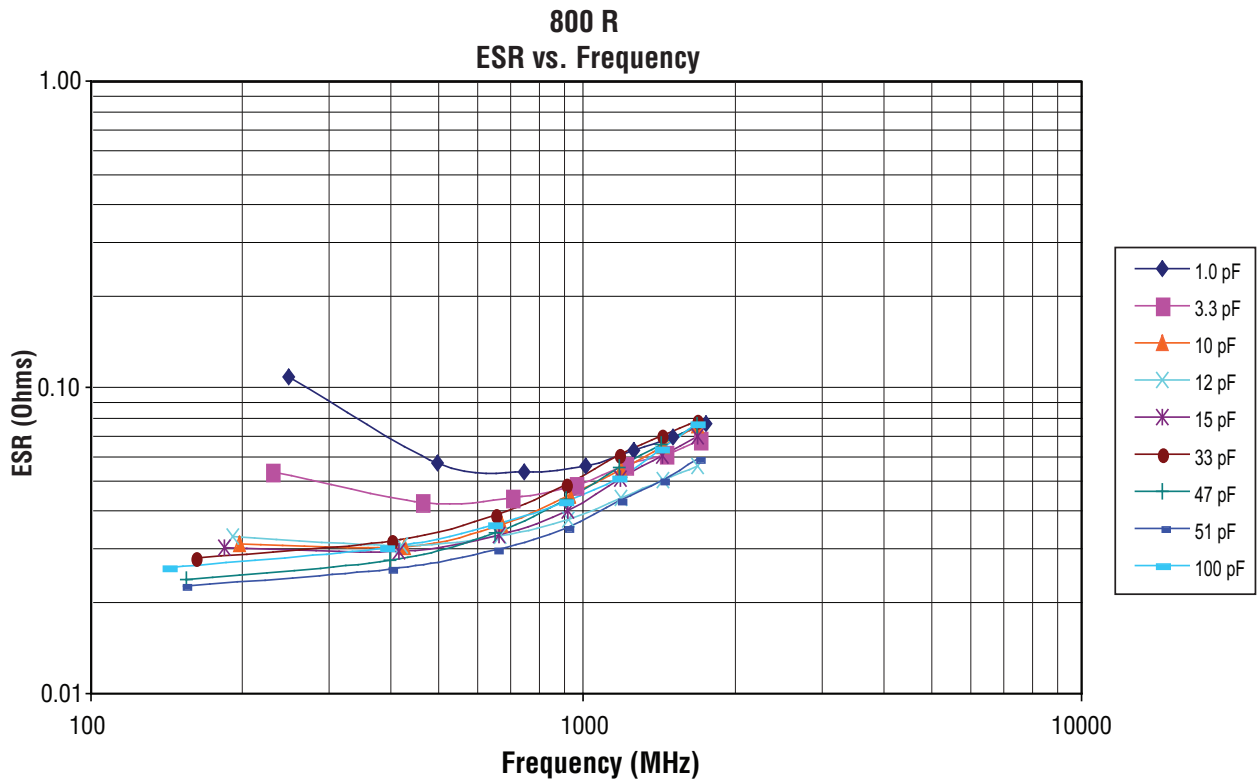
Vertical Electrode Orientation

Case R

	Pad Size	A Min.	B Min.	C Min.	D Min.
Vertical Mount	Normal	.125	.050	.030	.130
	High Density	.115	.030	.030	.090
Horizontal Mount	Normal	.110	.050	.030	.130
	High Density	.090	.030	.030	.090

Dimensions are in inches.

ATC 800 R Series NPO Ceramic Ultra-Low ESR Multilayer Capacitors



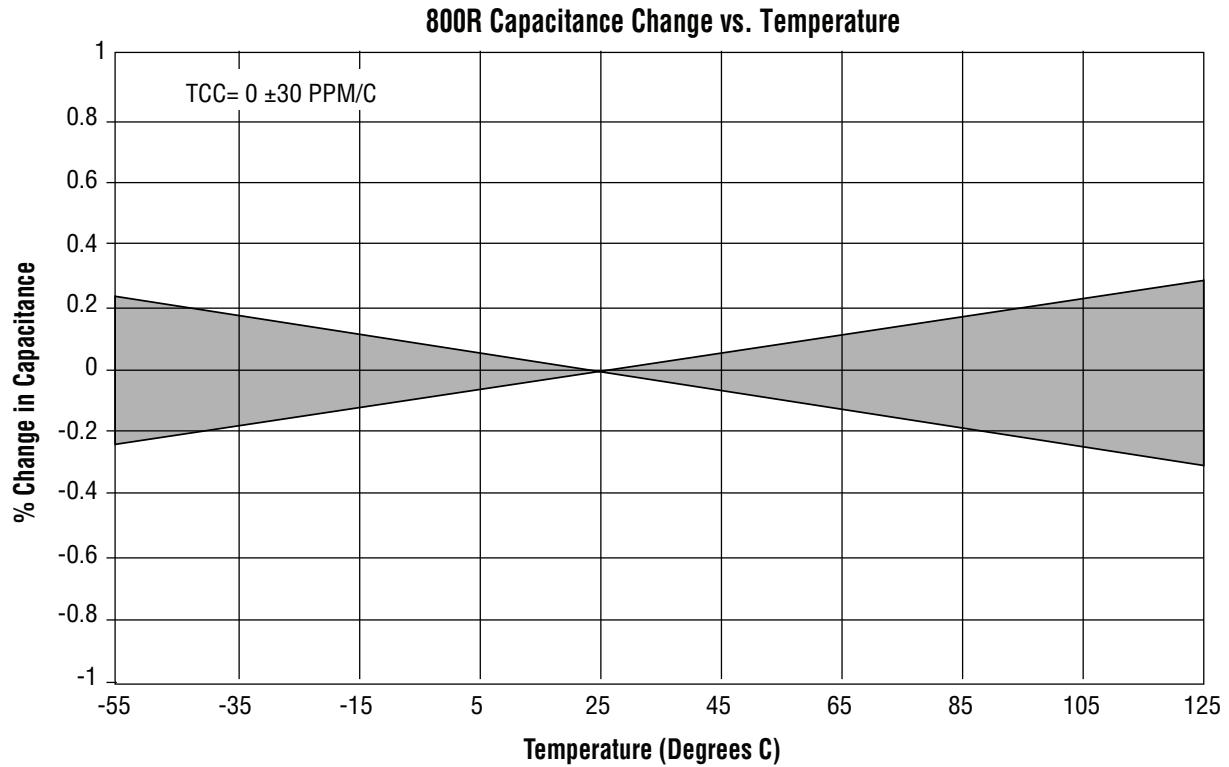
A M E R I C A N T E C H N I C A L C E R A M I C S

ATC North America
sales@atceramics.com

ATC Europe
saleseur@atceramics.com

ATC Asia
sales@atceramics-asia.com

ATC 800 R Performance Data



Sales of ATC products are subject to the terms and conditions contained in American Technical Ceramics Corp. Terms and Conditions of Sale (ATC document #001-992 Rev. B; 12/05). Copies of these terms and conditions will be provided upon request. They may also be viewed on ATC's website at www.atceramics.com/productfinder/default.asp. Click on the link for Terms and Conditions of Sale.

ATC has made every effort to have this information as accurate as possible. However, no responsibility is assumed by ATC for its use, nor for any infringements of rights of third parties which may result from its use. ATC reserves the right to revise the content or modify its product without prior notice.

© 2006 American Technical Ceramics Corp. All Rights Reserved.

ATC # 001-1029 Rev. K, 9/14

A M E R I C A N T E C H N I C A L C E R A M I C S

ATC North America
sales@atceramics.com

ATC Europe
saleseur@atceramics.com

ATC Asia
sales@atceramics-asia.com

www.atceramics.com

Компания «Океан Электроники» предлагает заключение долгосрочных отношений при поставках импортных электронных компонентов на взаимовыгодных условиях!

Наши преимущества:

- Поставка оригинальных импортных электронных компонентов напрямую с производств Америки, Европы и Азии, а так же с крупнейших складов мира;
- Широкая линейка поставок активных и пассивных импортных электронных компонентов (более 30 млн. наименований);
- Поставка сложных, дефицитных, либо снятых с производства позиций;
- Оперативные сроки поставки под заказ (от 5 рабочих дней);
- Экспресс доставка в любую точку России;
- Помощь Конструкторского Отдела и консультации квалифицированных инженеров;
- Техническая поддержка проекта, помощь в подборе аналогов, поставка прототипов;
- Поставка электронных компонентов под контролем ВП;
- Система менеджмента качества сертифицирована по Международному стандарту ISO 9001;
- При необходимости вся продукция военного и аэрокосмического назначения проходит испытания и сертификацию в лаборатории (по согласованию с заказчиком);
- Поставка специализированных компонентов военного и аэрокосмического уровня качества (Xilinx, Altera, Analog Devices, Intersil, Interpoint, Microsemi, Actel, Aeroflex, Peregrine, VPT, Syfer, Eurofarad, Texas Instruments, MS Kennedy, Miteq, Cobham, E2V, MA-COM, Hittite, Mini-Circuits, General Dynamics и др.);

Компания «Океан Электроники» является официальным дистрибьютором и эксклюзивным представителем в России одного из крупнейших производителей разъемов военного и аэрокосмического назначения «JONHON», а так же официальным дистрибьютором и эксклюзивным представителем в России производителя высокотехнологичных и надежных решений для передачи СВЧ сигналов «FORSTAR».



JONHON

«JONHON» (основан в 1970 г.)

Разъемы специального, военного и аэрокосмического назначения:

(Применяются в военной, авиационной, аэрокосмической, морской, железнодорожной, горно- и нефтедобывающей отраслях промышленности)

«FORSTAR» (основан в 1998 г.)

ВЧ соединители, коаксиальные кабели, кабельные сборки и микроволновые компоненты:

(Применяются в телекоммуникациях гражданского и специального назначения, в средствах связи, РЛС, а так же военной, авиационной и аэрокосмической отраслях промышленности).



Телефон: 8 (812) 309-75-97 (многоканальный)

Факс: 8 (812) 320-03-32

Электронная почта: ocean@oceanchips.ru

Web: <http://oceanchips.ru/>

Адрес: 198099, г. Санкт-Петербург, ул. Калинина, д. 2, корп. 4, лит. А