

# 2.4-2.5 GHz Power Amplifier

## SST12LP00



EOL Data Sheet

### FEATURES:

- **High Gain:**
  - Typically 28 dB gain across 2.4– 2.5 GHz over temperatures 0– 85°C
- **High linear output power:**
  - >24 dBm P1dB
- **High power-added efficiency/low operating current for Bluetooth applications**
  - ~50% PAE or 115 mA total current consumption @ P<sub>out</sub> = 23 dBm for V<sub>CC</sub> = 3.3V and GCTL = 3.0V
- **Low idle current**
  - ~10 mA I<sub>CQ</sub>
- **Simple input/output matching**
- **Packages available**
  - 6-contact VQFN and UQFN (3 x 1.6mm<sup>2</sup>)

### APPLICATIONS:

- **Bluetooth**
- **USB Dongles**
- **2.4 GHz Cordless phones**

---

## PRODUCT DESCRIPTION

The SST12LP00 is a high-power and high-gain power amplifier based on the highly reliable InGaP/GaAs HBT technology. SST12LP00 is easily configured for high-power and high-efficiency applications while operating over the 2.4- 2.5 GHz frequency band. This device typically provides 30 dB gain with better than 50% power added efficiency @ P<sub>out</sub> = 23 dBm.

The SST12LP00's excellent linearity is well suited for Class 1 Bluetooth operation. The power amplifier IC also features easy board-level usage along with high speed power up/down control. A low reference current makes SST12LP00 ideal for the final stage power amplification in battery-powered Bluetooth, USB Dongle, or cordless phone transmitter applications.

The SST12LP00 is offered in both 6-contact VQFN and UQFN packages. See Figure 2 for pin assignments and Table 1 for pin descriptions.



EOL Data Sheet

## FUNCTIONAL BLOCKS

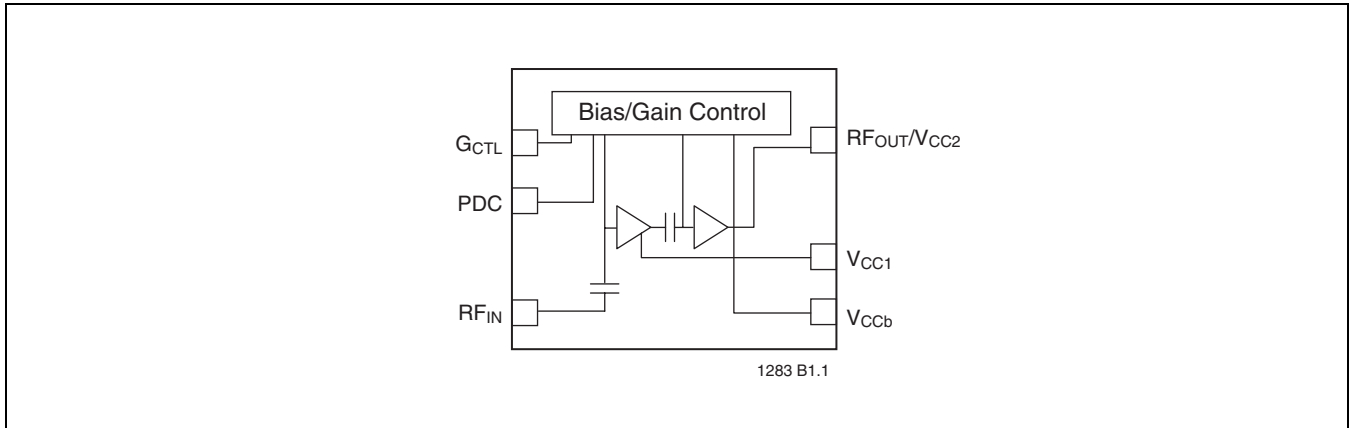


FIGURE 1: Functional Block Diagram

## PIN ASSIGNMENTS

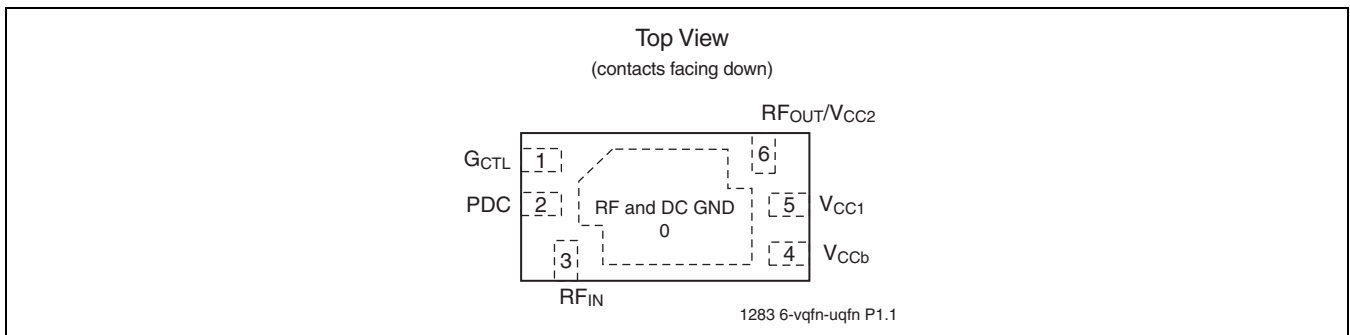


FIGURE 2: Pin Assignments for 6-contact VQFN and UQFN

## PIN DESCRIPTIONS

TABLE 1: Pin Description

Symbol	Pin No.	Pin Name	Type <sup>1</sup>	Function
GND	0	Ground		The center pad should be connected to RF ground with several low inductance, low resistance vias.
GCTL	1			Power Amplifier Gain Control
PDC	2			Power-down Control
RF <sub>IN</sub>	3		I	RF input, DC decoupled
V <sub>CCb</sub>	4	Power Supply	PWR	Vcc power supply, bias circuit
V <sub>CC1</sub>	5	Power Supply	PWR	Vcc power supply, 1st stage
RF <sub>OUT</sub> /V <sub>CC2</sub>	6		O/PWR	Vcc power supply, 2nd stage

1. I=Input, O=Output

T1.1 1283



## 2.4-2.5 GHz Power Amplifier SST12LP00

EOL Data Sheet

### ELECTRICAL SPECIFICATIONS

The AC and DC specifications for the power amplifier interface signals. Refer to Table 2 for the DC voltage and current specifications. Refer to Figure 3 for the RF performance.

**Absolute Maximum Stress Ratings** (Applied conditions greater than those listed under “Absolute Maximum Stress Ratings” may cause permanent damage to the device. This is a stress rating only and functional operation of the device at these conditions or conditions greater than those defined in the operational sections of this data sheet is not implied. Exposure to absolute maximum stress rating conditions may affect device reliability.)

Supply Voltage at pins 4, 5, and 6 ( $V_{CC}$ )	-0.3V to +3.6V
Power-down Control Voltage (PDC)	-0.3V to $V_{CC}$
Gain Control Voltage ( $G_{CTL}$ )	-0.3V to $V_{CC}$
Radio Frequency Input Power ( $RF_{IN}$ )	+10 dBm
Operating Temperature ( $T_A$ )	-40°C to +85°C
Storage Temperature ( $T_{STG}$ )	-40°C to +120°C
Maximum Junction Temperature ( $T_J$ )	+150°C
Surface Mount Solder Reflow Temperature	260°C for 10 seconds

### Operating Range

Range	Ambient Temp	$V_{CC}$
Industrial	-40°C to +85°C	3.3V

**TABLE 2: DC Electrical Characteristics**

Symbol	Parameter	Min.	Typ	Max.	Unit	Test Conditions
$V_{CC}$	Supply Voltage at pins 4, 5, and 6	2.7	3.3	3.6	V	
$I_{CC}$	Supply Current @ $P_{OUT} = 23$ dBm		115		mA	
$G_{CTL}$	Power Amplifier Gain Control Voltage	0.1	3.0	3.3	V	
$I_{GCTL}$	Current through $G_{CTL}$ pin		55	100	$\mu$ A	
PDC	Logic High Voltage	2.6			V	
	Logic Low Voltage			0.8	V	
$I_{CQ}$	Idle Current ( $G_{CTL} = 3.0V$ )		10		mA	

T2.3 1283

**TABLE 3: AC Electrical Characteristics**

Symbol	Parameter	Min.	Typ	Max.	Unit
$F_{L-U}$	Frequency range	2402		2480	MHz
$P_{OUT}$	Output power @ $PIN = -7$ dBm, $V_{CC} = 3.3V$ , $G_{CTL} = 3.0V$		23		dBm
G	Small signal gain		27		dB
$G_{VAR}$	Gain variation over band (2400~2485 MHz)		0.2	0.5	dB

T3.2 1283



EOL Data Sheet

TYPICAL PERFORMANCE CHARACTERISTICS

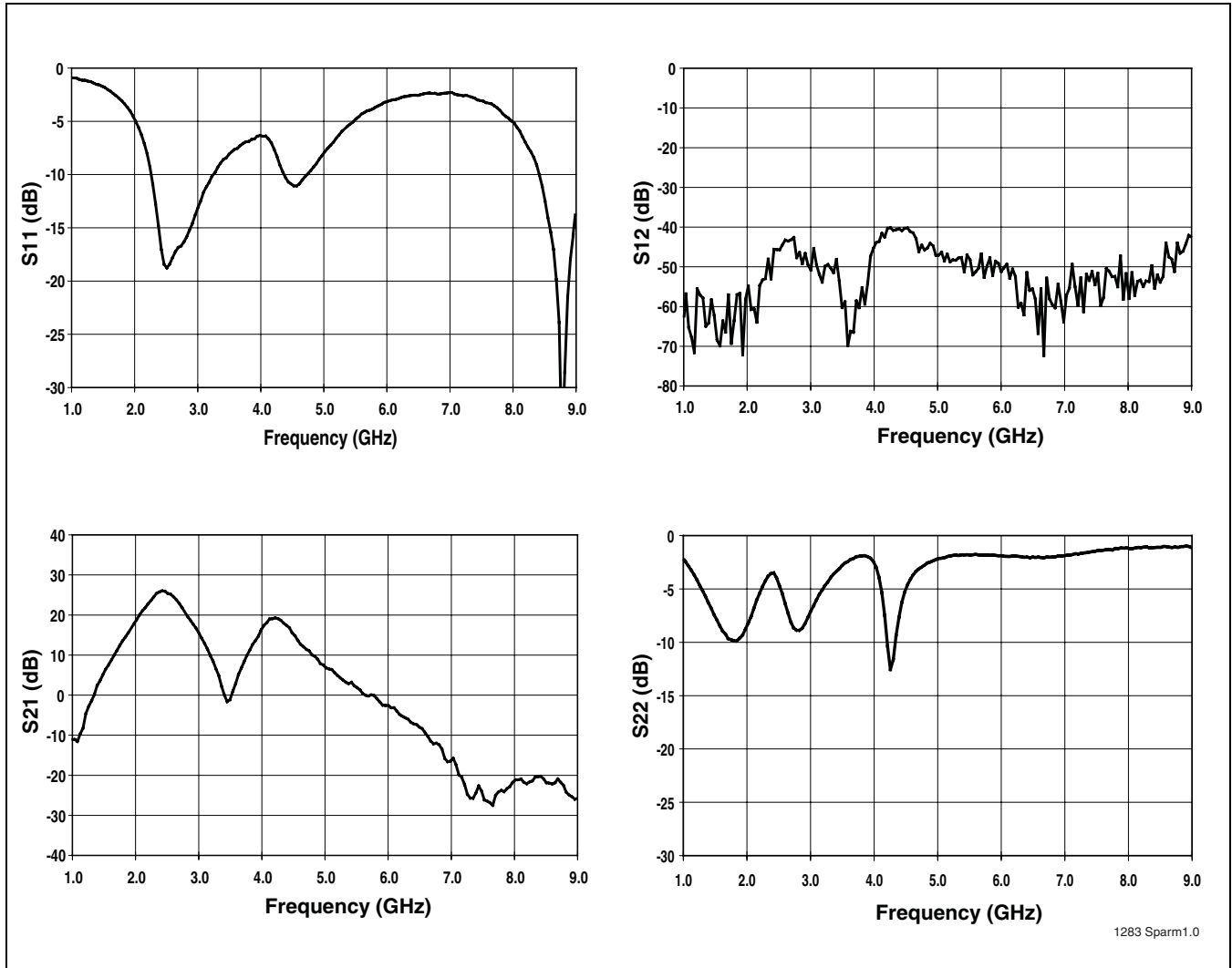


FIGURE 3: S-parameters for SST12LP00

# 2.4-2.5 GHz Power Amplifier SST12LP00



EOL Data Sheet

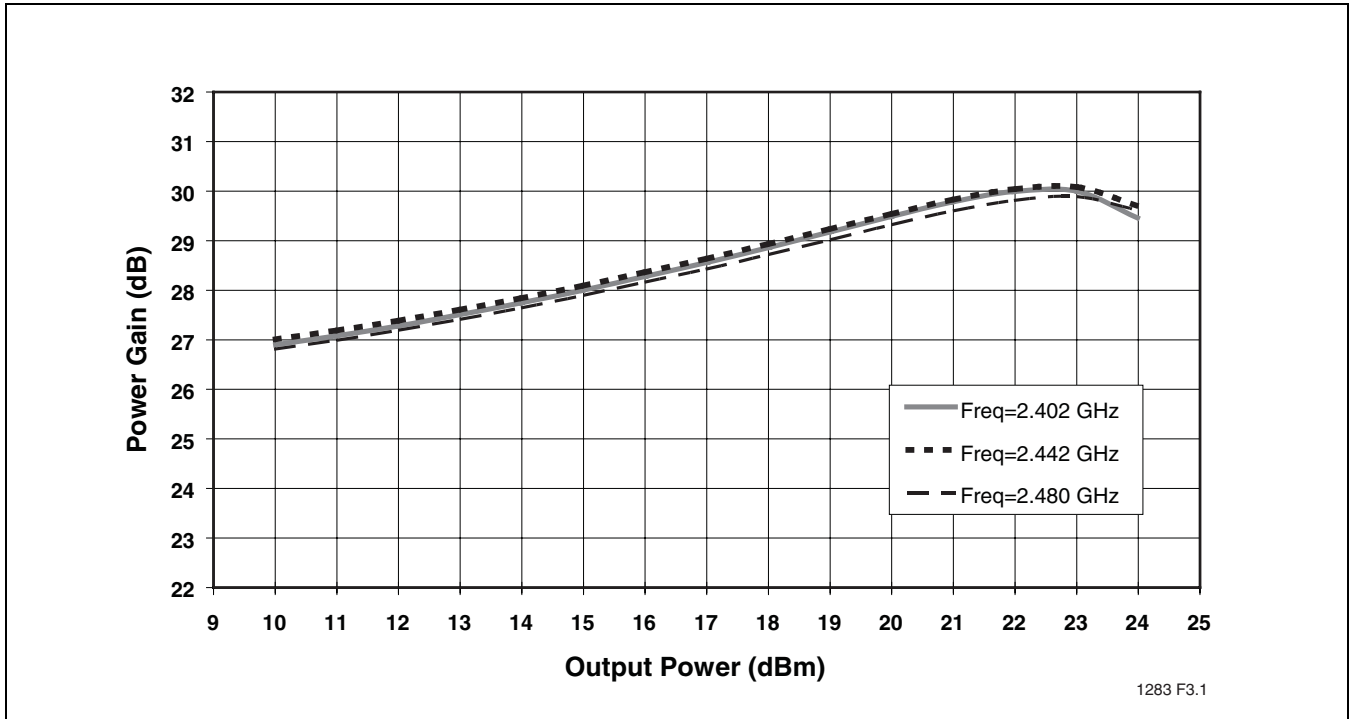


FIGURE 4: Power Gain versus Output Power

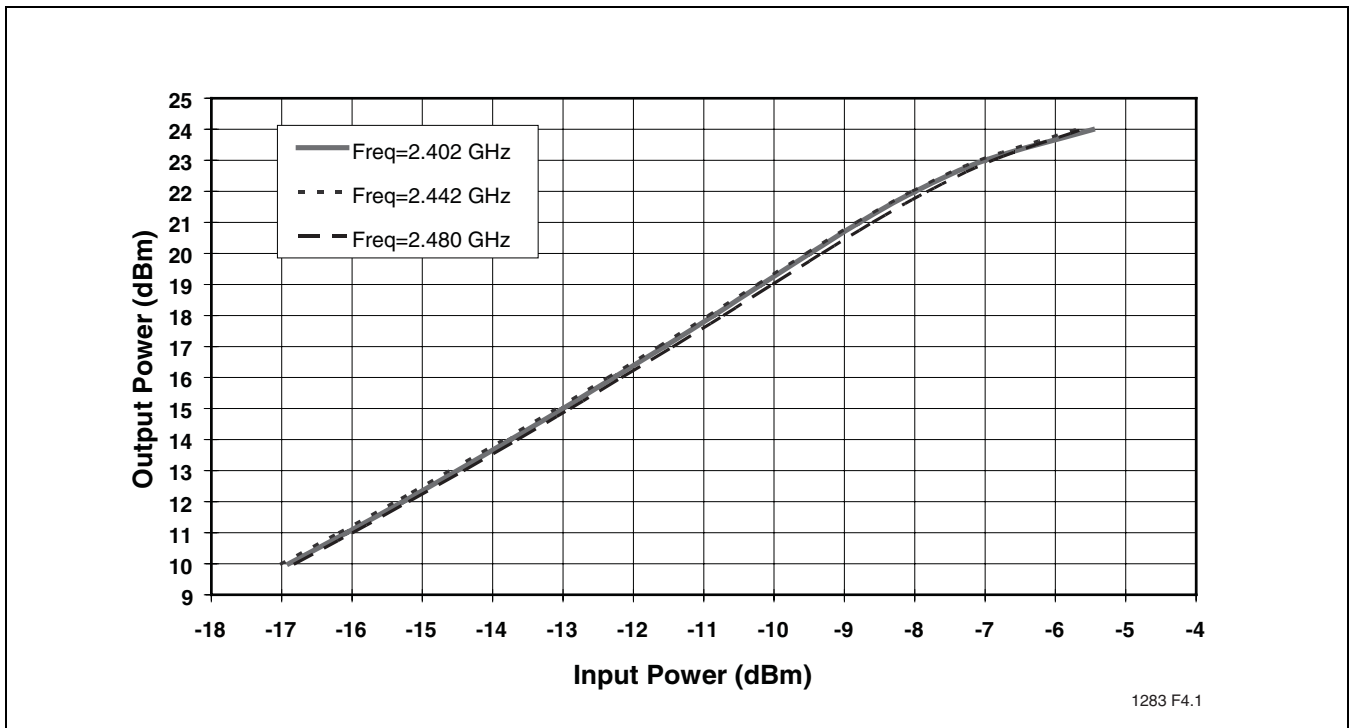


FIGURE 5: Output Power versus Input Power

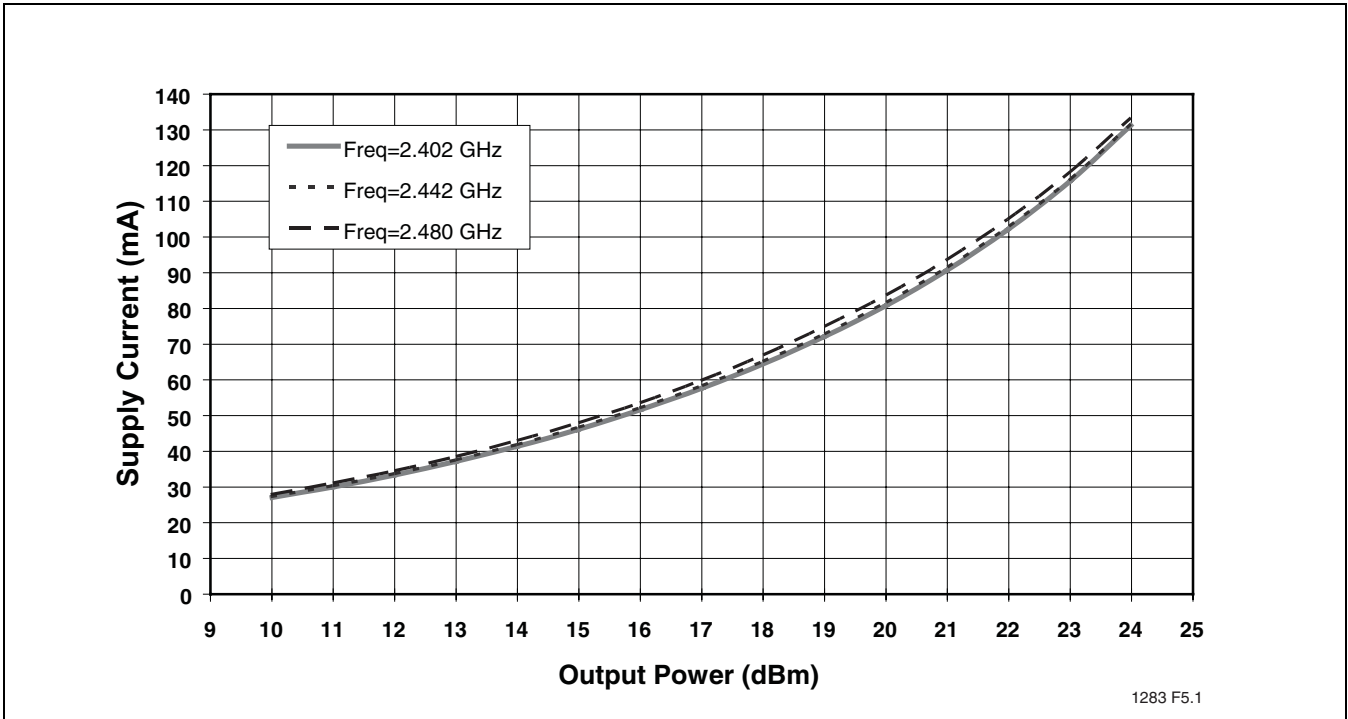


FIGURE 6: Supply Current versus Output Power

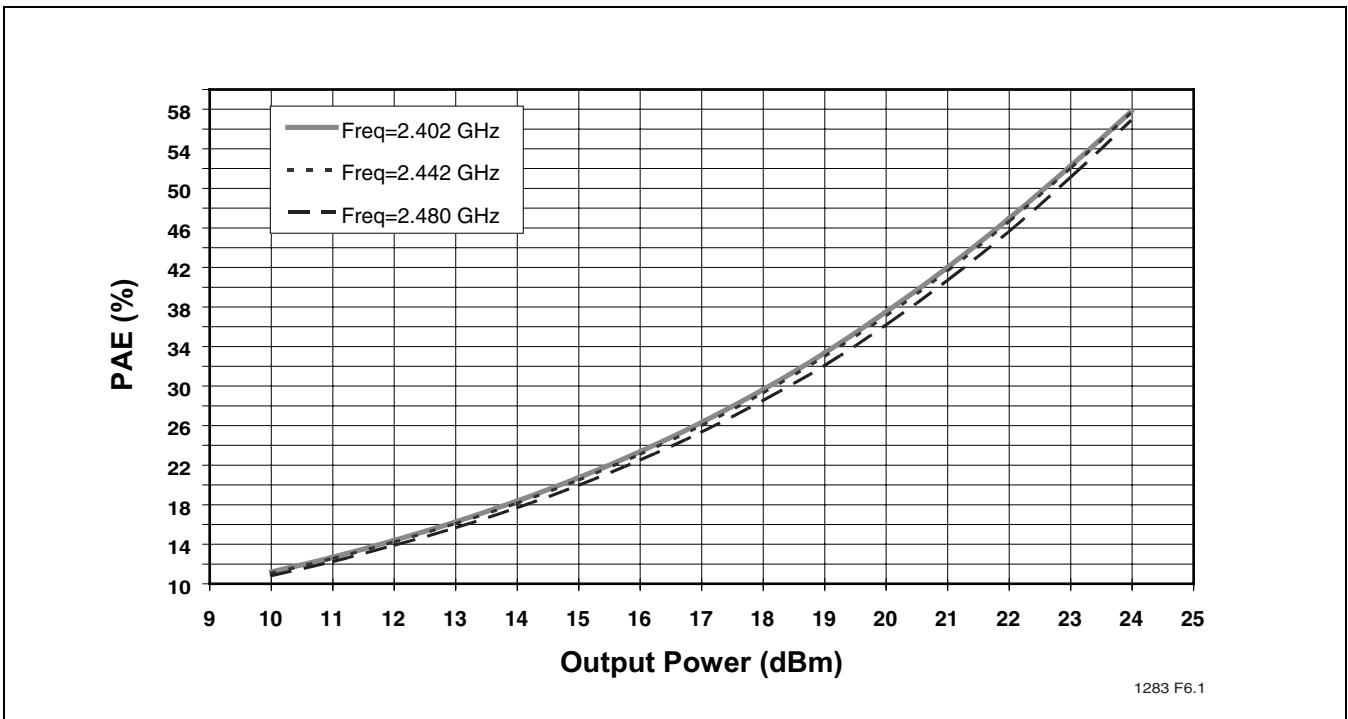


FIGURE 7: PAE versus Output Power

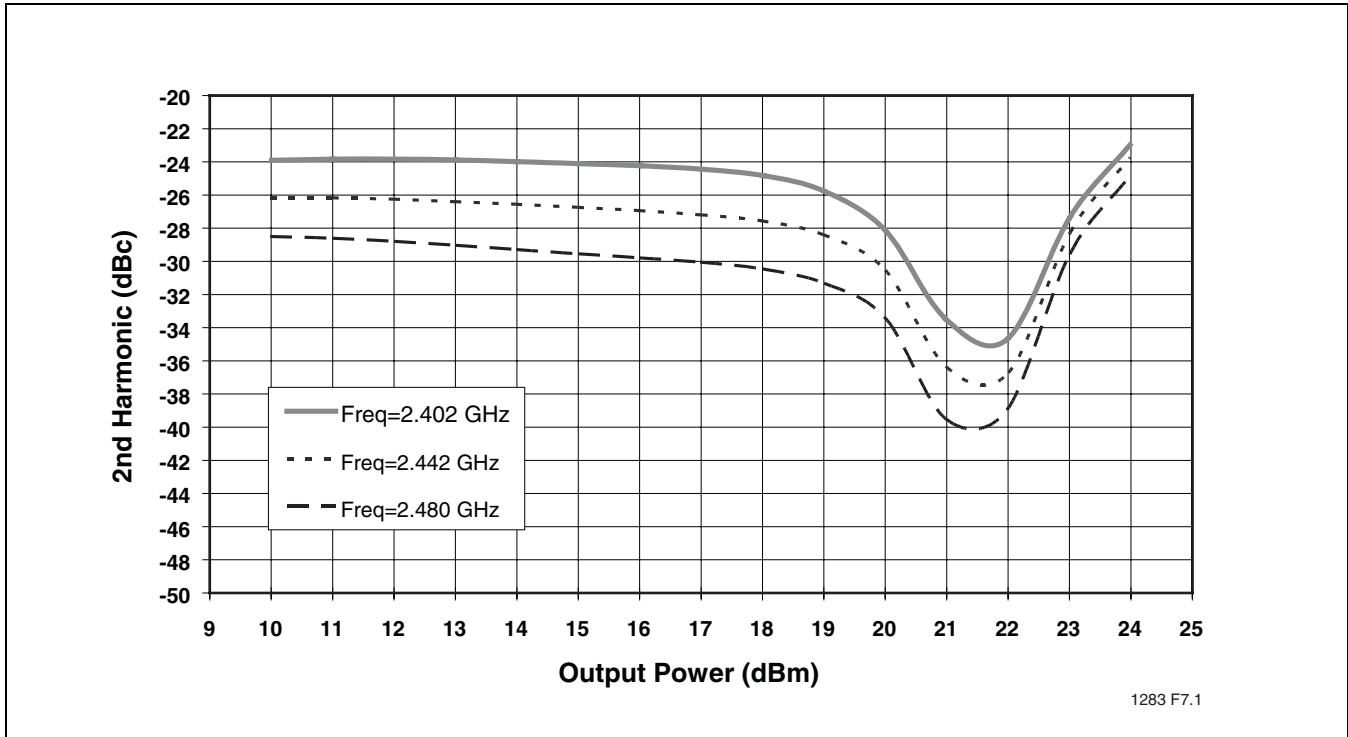


FIGURE 8: 2nd Harmonic versus Output Power

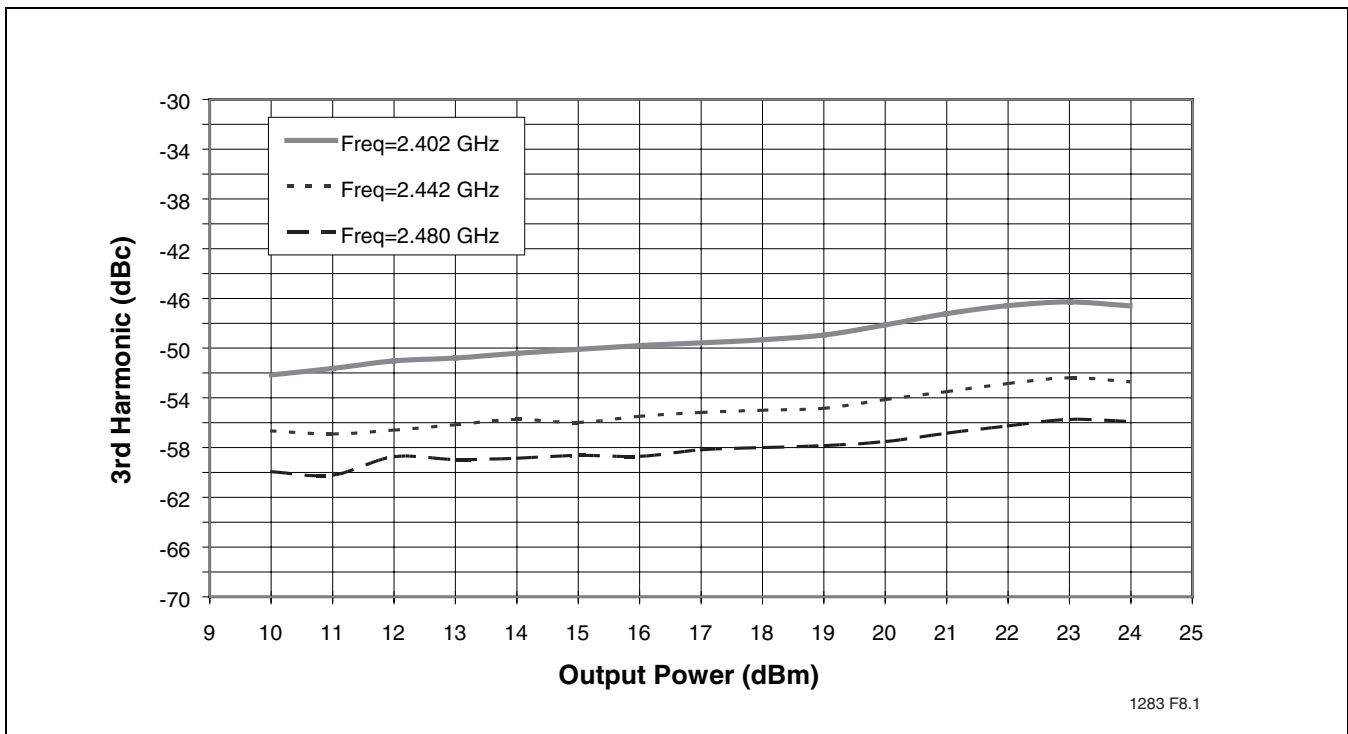


FIGURE 9: 3rd Harmonic versus Output Power

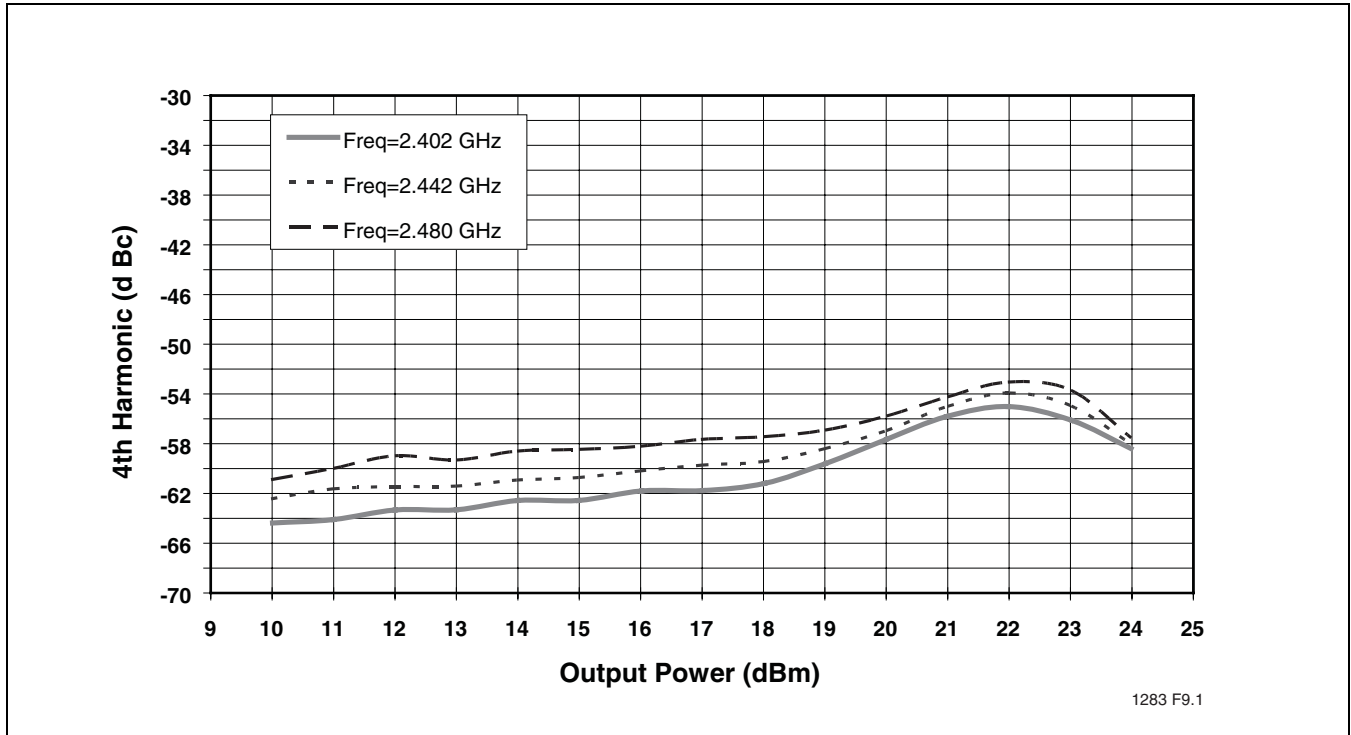


FIGURE 10: 4th Harmonic versus Output Power

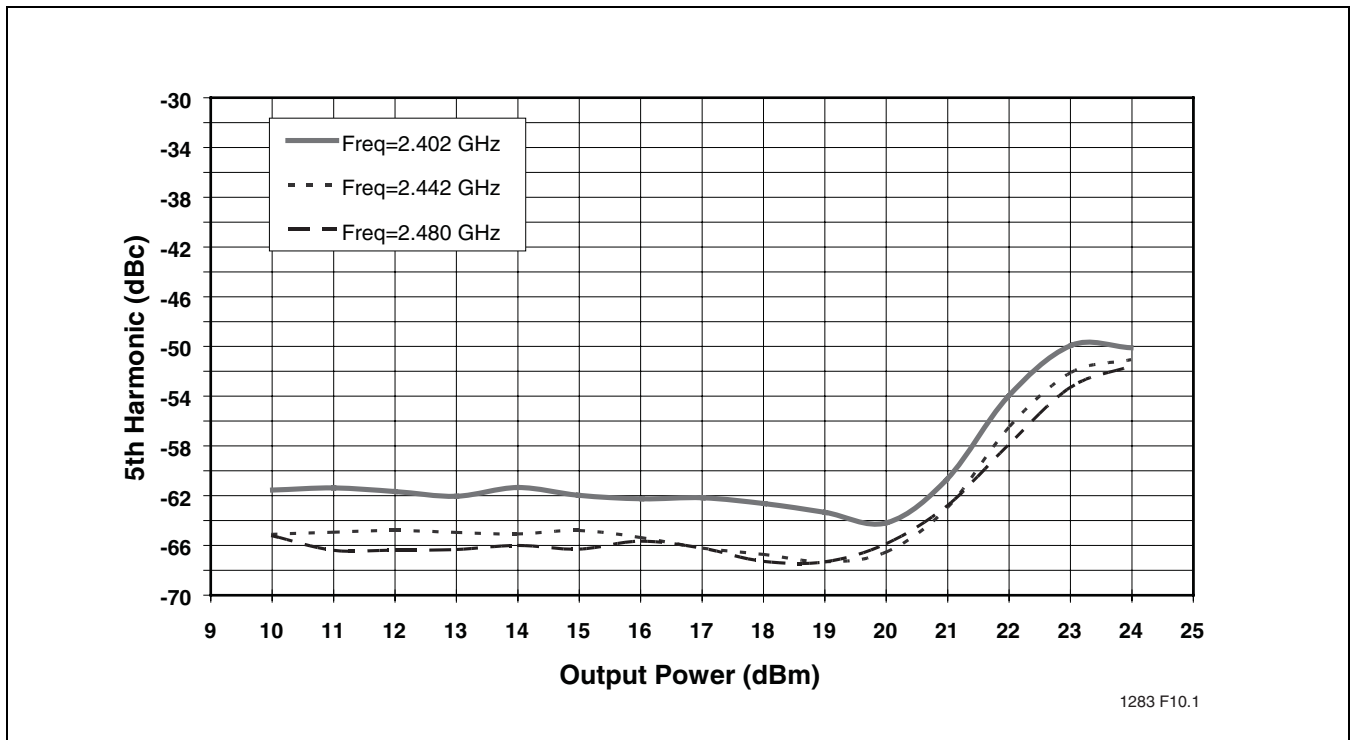


FIGURE 11: 5th Harmonic versus Output Power



# 2.4-2.5 GHz Power Amplifier SST12LP00



EOL Data Sheet

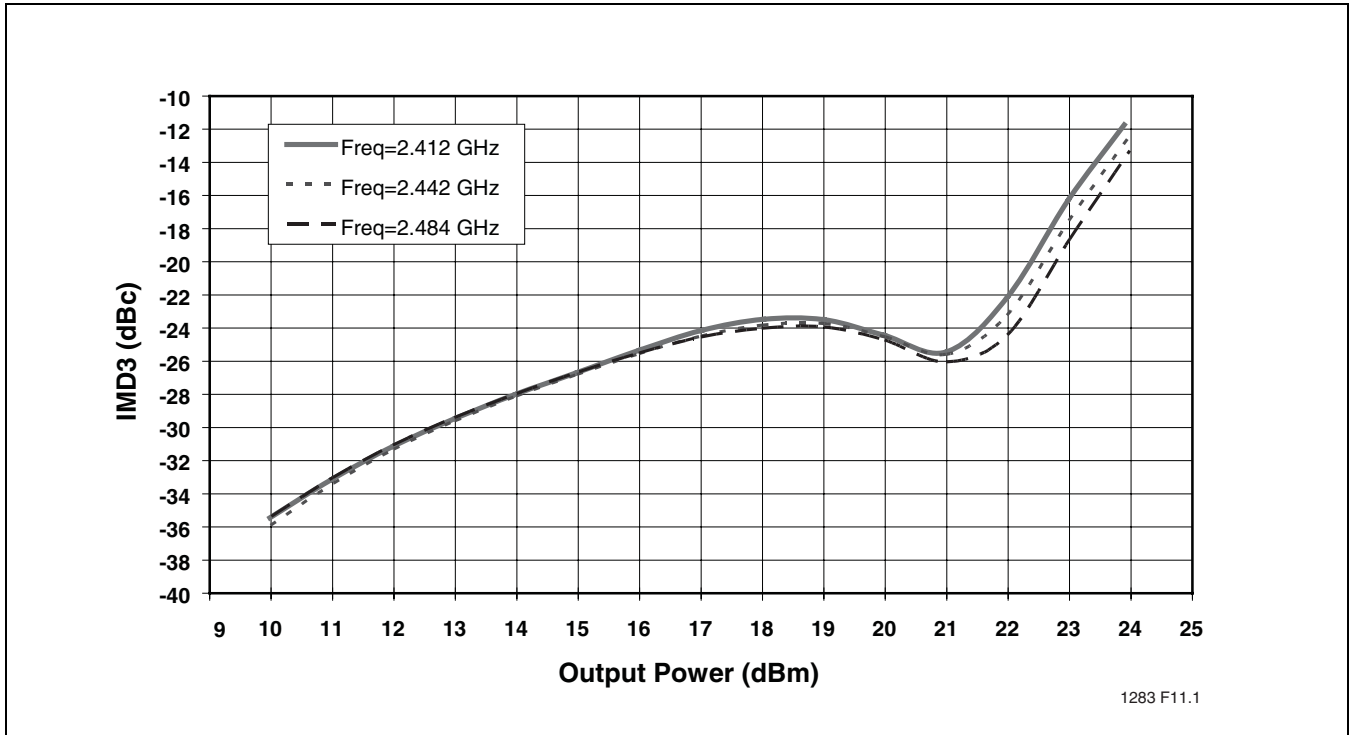
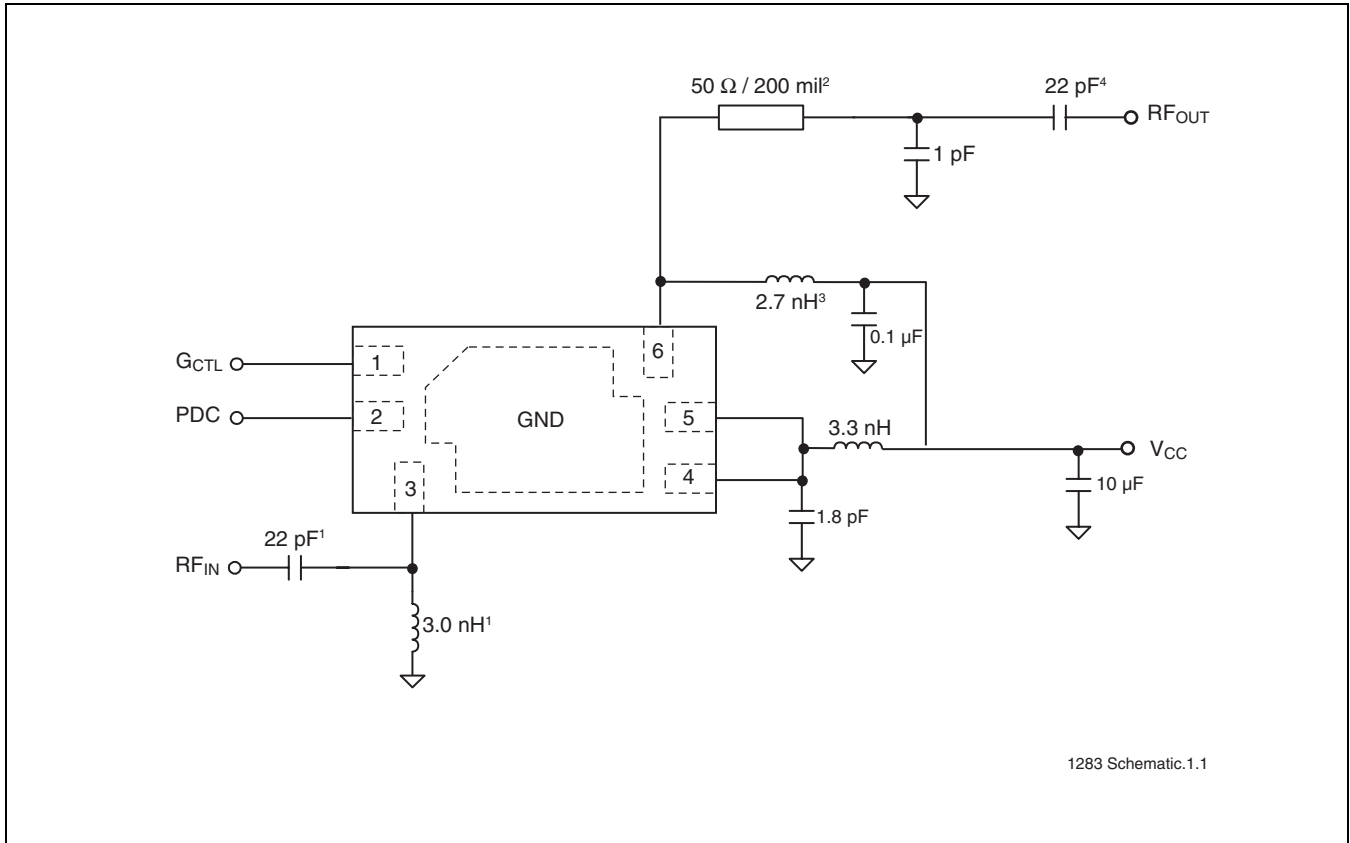


FIGURE 12: IMD3 versus Output Power



EOL Data Sheet

**TYPICAL APPLICATION**



1. Optional and only necessary for achieving high input return loss.
2. Replaceable by 1 nH (0402) inductor for compactness.
3. Shunt capacitor can be added to the inductor to lower the 2nd harmonic.
4. LC low-pass filter can be added to lower the 2nd harmonic.

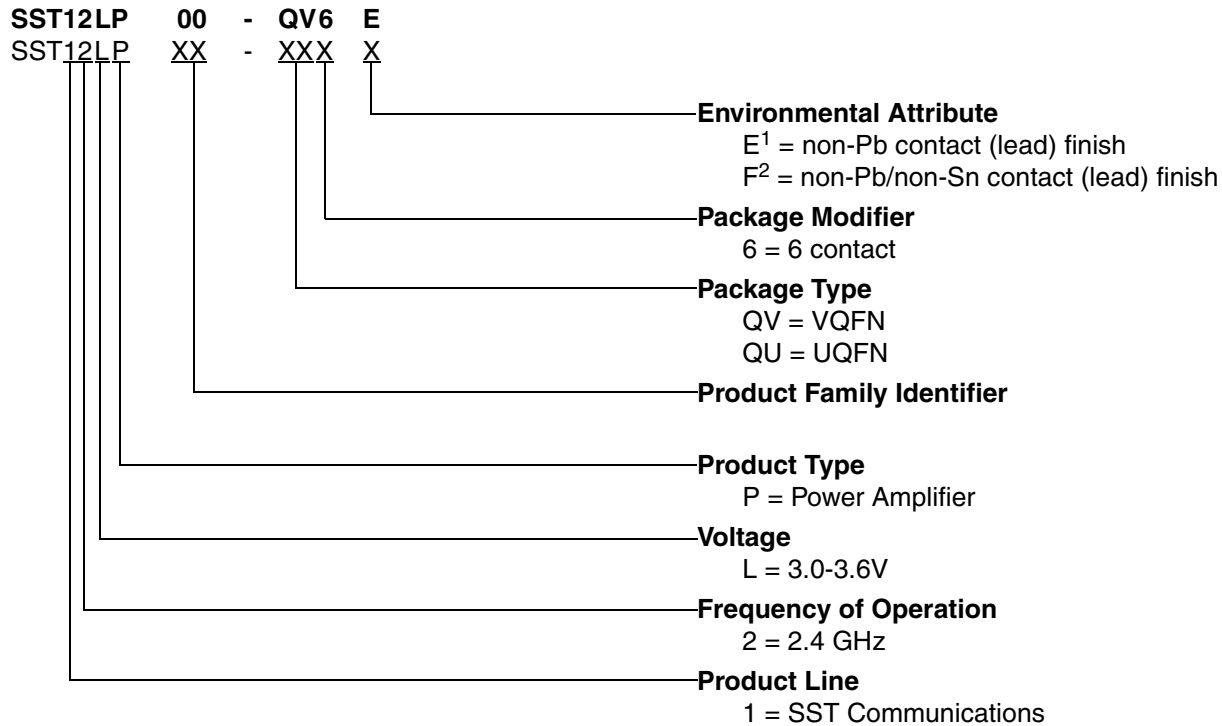
**FIGURE 13: Typical Application Schematic (Top View)**



## 2.4-2.5 GHz Power Amplifier SST12LP00

EOL Data Sheet

### PRODUCT ORDERING INFORMATION



- 
1. Environmental suffix "E" denotes non-Pb solder. SST non-Pb solder devices are "RoHS Compliant".
  2. Environmental suffix "F" denotes non-Pb/non-Sn solder. SST non-Pb/non-Sn solder devices are "RoHS Compliant".

#### Valid combinations for SST12LP00

SST12LP00-QV6E                      SST12LP00-QU6F

#### SST12LP00 Evaluation Kits

SST12LP00-QV6E-K                      SST12LP00-QU6F-K

**Note:** Valid combinations are those products in mass production or will be in mass production. Consult your SST sales representative to confirm availability of valid combinations and to determine availability of new combinations.



EOL Data Sheet

PACKAGING DIAGRAMS

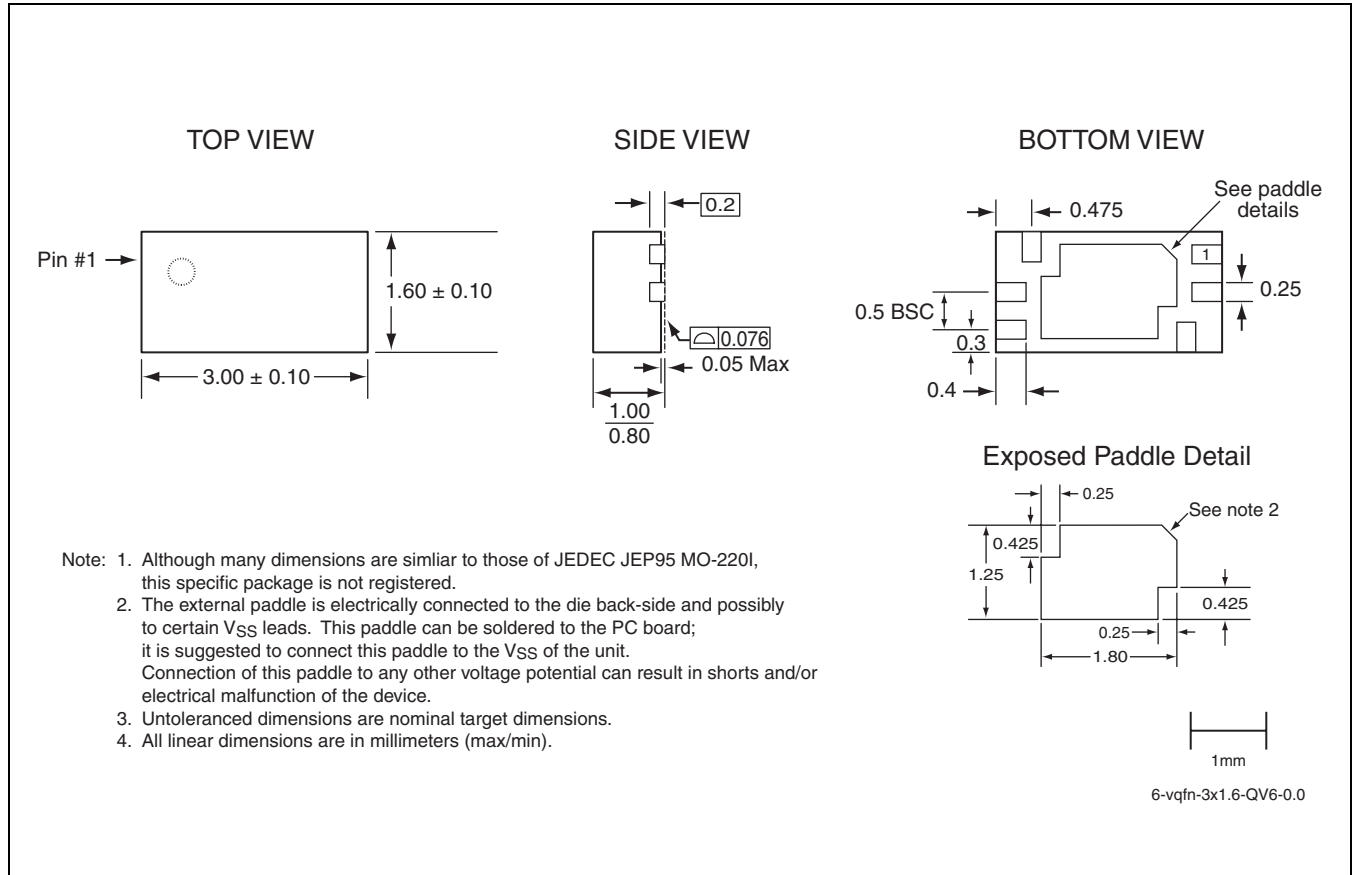
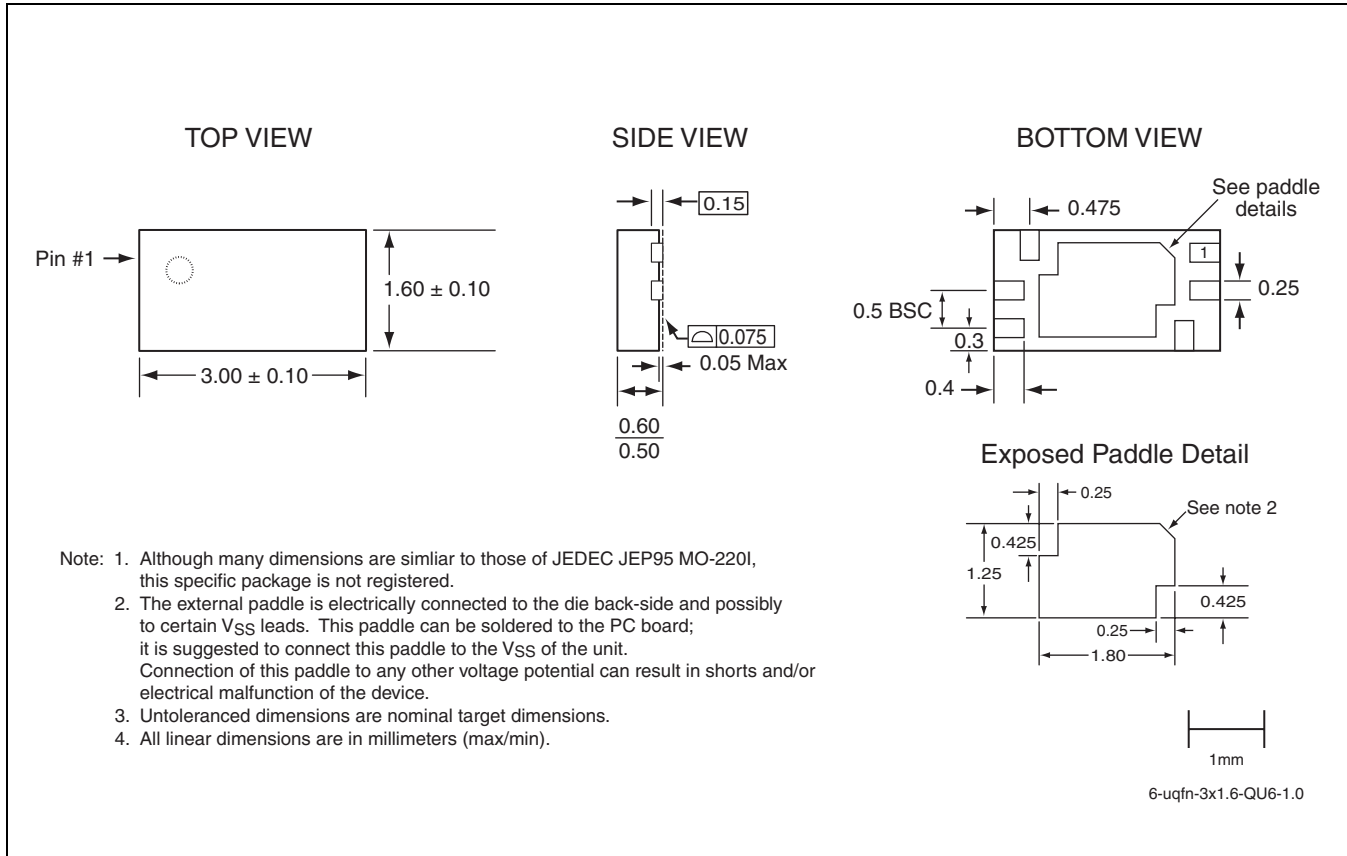


FIGURE 14: 6-contact Very-thin Quad Flat No-lead (VQFN)  
SST Package Code: QV6

## 2.4-2.5 GHz Power Amplifier SST12LP00



EOL Data Sheet



**FIGURE 15: 6-Contact Ultra-thin Quad Flat No-lead (UQFN)  
SST Package Code: QU6**

**TABLE 4: Revision History**

Revision	Description	Date
00	• S71283: SST conversion of data sheet GP1200	Jan 2005
01	• Made various changes to include UQFN package • Updated Information in "Features:" on page 1 • Updated "Product Description" on page 1 • Updated Table 1 on page 2 • Updated "Electrical Specifications" on page 3 • Updated Table 2 on page 3 • Updated Table 3 on page 3 • Updated Figure 13 on page 10 • Applied new formatting styles.	Mar 2006
02	• Updated document status from Preliminary Specification to Data Sheet	Apr 2008
03	• Updated "Contact Information" on page 14.	Feb 2009
04	• End of Life all valid combinations in this data sheet	Apr 2009



EOL Data Sheet

## CONTACT INFORMATION

### Marketing

**SST Communications Corp.**  
5340 Alla Road, Ste. 210  
Los Angeles, CA 90066  
Tel: 310-577-3600  
Fax: 310-577-3605

### Sales and Marketing Offices

#### NORTH AMERICA

**Silicon Storage Technology, Inc.**  
1171 Sonora Court  
Sunnyvale, CA 94086-5308  
Tel: 408-735-9110  
Fax: 408-735-9036

#### EUROPE

**Silicon Storage Technology Ltd.**  
Mark House  
9-11 Queens Road  
Hersham, Surrey  
KT12 5LU UK  
Tel: 44 (0) 1932-238133  
Fax: 44 (0) 1932-230567

#### JAPAN

**SST Japan**  
NOF Tameike Bldg, 9F  
1-1-14 Akasaka, Minato-ku  
Tokyo, Japan 107-0052  
Tel: 81-3-5575-5515  
Fax: 81-3-5575-5516

#### ASIA PACIFIC NORTH

**SST Macao**  
Room N, 6th Floor,  
Macao Finance Center, No. 202A-246,  
Rua de Pequim, Macau  
Tel: 853-2870-6022  
Fax: 853-2870-6023

#### ASIA PACIFIC SOUTH

**SST Communications Co.**  
16F-6, No. 75, Sec.1, Sintai 5<sup>th</sup> Rd  
Sijhih City, Taipei County 22101  
Taiwan, R.O.C.  
Tel: 886-2-8698-1198  
Fax: 886-2-8698-1190

#### KOREA

**SST Korea**  
6F, Heungkuk Life Insurance Bldg 6-7  
Sunae-Dong, Bundang-Gu, Sungnam-Si  
Kyungki-Do, Korea, 463-020  
Tel: 82-31-715-9138  
Fax: 82-31-715-9137

---

Silicon Storage Technology, Inc. • 1171 Sonora Court • Sunnyvale, CA 94086 • Telephone 408-735-9110 • Fax 408-735-9036  
[www.SuperFlash.com](http://www.SuperFlash.com) or [www.sst.com](http://www.sst.com)

---

Компания «Океан Электроники» предлагает заключение долгосрочных отношений при поставках импортных электронных компонентов на взаимовыгодных условиях!

Наши преимущества:

- Поставка оригинальных импортных электронных компонентов напрямую с производств Америки, Европы и Азии, а так же с крупнейших складов мира;
- Широкая линейка поставок активных и пассивных импортных электронных компонентов (более 30 млн. наименований);
- Поставка сложных, дефицитных, либо снятых с производства позиций;
- Оперативные сроки поставки под заказ (от 5 рабочих дней);
- Экспресс доставка в любую точку России;
- Помощь Конструкторского Отдела и консультации квалифицированных инженеров;
- Техническая поддержка проекта, помощь в подборе аналогов, поставка прототипов;
- Поставка электронных компонентов под контролем ВП;
- Система менеджмента качества сертифицирована по Международному стандарту ISO 9001;
- При необходимости вся продукция военного и аэрокосмического назначения проходит испытания и сертификацию в лаборатории (по согласованию с заказчиком);
- Поставка специализированных компонентов военного и аэрокосмического уровня качества (Xilinx, Altera, Analog Devices, Intersil, Interpoint, Microsemi, Actel, Aeroflex, Peregrine, VPT, Syfer, Eurofarad, Texas Instruments, MS Kennedy, Miteq, Cobham, E2V, MA-COM, Hittite, Mini-Circuits, General Dynamics и др.);

Компания «Океан Электроники» является официальным дистрибьютором и эксклюзивным представителем в России одного из крупнейших производителей разъемов военного и аэрокосмического назначения «JONHON», а так же официальным дистрибьютором и эксклюзивным представителем в России производителя высокотехнологичных и надежных решений для передачи СВЧ сигналов «FORSTAR».



## JONHON

«JONHON» (основан в 1970 г.)

Разъемы специального, военного и аэрокосмического назначения:

(Применяются в военной, авиационной, аэрокосмической, морской, железнодорожной, горно- и нефтедобывающей отраслях промышленности)

«FORSTAR» (основан в 1998 г.)

ВЧ соединители, коаксиальные кабели, кабельные сборки и микроволновые компоненты:

(Применяются в телекоммуникациях гражданского и специального назначения, в средствах связи, РЛС, а так же военной, авиационной и аэрокосмической отраслях промышленности).



Телефон: 8 (812) 309-75-97 (многоканальный)

Факс: 8 (812) 320-03-32

Электронная почта: [ocean@oceanchips.ru](mailto:ocean@oceanchips.ru)

Web: <http://oceanchips.ru/>

Адрес: 198099, г. Санкт-Петербург, ул. Калинина, д. 2, корп. 4, лит. А