

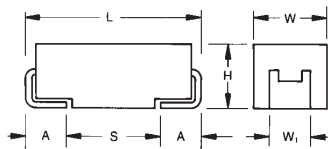


FEATURES

- Conductive polymer electrode
- Benign failure mode under recommended use conditions
- Robust design for automotive applications
- Meets requirements of AEC-Q200
- Humidity 85°C/85%RH, Vr, (up to 500 or 1000 hours see reference table)
- Basic reliability 1%/1000hrs@85°C Vr with 60% confidence level
- -55 to +125°C operation temperature
- Full voltage range: 4-35V
- DCL 0.1 CV
- 3x reflow 260°C compatible



LEAD-FREE
LEAD-FREE COMPATIBLE
COMPONENT

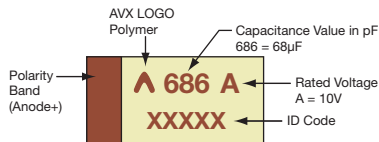


APPLICATIONS

- Automotive, DC/DC converters, Telecommunications, Industrial
- Reference AVX polymer guide for more information.

MARKING

B, D, Y CASE



AVX's qualification of TCQ capacitors meets requirements of AEC-Q200. TCQ series is manufactured in an ISO TS 16949 certified facility.

CASE DIMENSIONS: millimeters (inches)

| Code | EIA Code | EIA Metric | L±0.20 (0.008) | W±0.20 (0.008) -0.10 (0.004) | H±0.20 (0.008) -0.10 (0.004) | W ₁ ±0.20 (0.008) | A±0.30 (0.012) -0.20 (0.008) | S Min. |
|------|----------|------------|----------------|---------------------------------|---------------------------------|------------------------------|---------------------------------|--------------|
| B | 1210 | 3528-21 | 3.50 (0.138) | 2.80 (0.110) | 1.90 (0.075) | 2.20 (0.087) | 0.80 (0.031) | 1.40 (0.055) |
| D | 2917 | 7343-31 | 7.30 (0.287) | 4.30 (0.169) | 2.90 (0.114) | 2.40 (0.094) | 1.30 (0.051) | 4.40 (0.173) |
| Y | 2917 | 7343-20 | 7.30 (0.287) | 4.30 (0.169) | 2.00 (0.079) max | 2.40 (0.094) | 1.30 (0.051) | 4.40 (0.173) |

W1 dimension applies to the termination width for A dimensional area only.

HOW TO ORDER

TCQ

Type

B

Case Size
See table above

476

Capacitance Code
pF code: 1st two digits represent significant figures, 3rd digit represents multiplier (number of zeros to follow)

M

Tolerance
M = ±20%

006

Rated DC Voltage
004 = 4Vdc
006 = 6.3Vdc
010 = 10Vdc
016 = 16Vdc
020 = 20Vdc
025 = 25Vdc
035 = 35Vdc

#

Packaging
R = Pure Tin 7" Reel
S = Pure Tin 13" Reel

0070

ESR in mΩ

TECHNICAL SPECIFICATIONS

| | |
|------------------------|---|
| Technical Data: | All technical data relate to an ambient temperature of +25°C |
| Capacitance Range: | 4.7 µF to 220 µF |
| Capacitance Tolerance: | ±20% |
| Leakage Current DCL: | 0.1CV |
| Temperature Range: | -55°C to +125°C |
| Reliability: | 1% per 1000 hours at 85°C, V _R with 0.1Ω/V series impedance 60% confidence level Meets requirements of AEC-Q200 (for humidity 85°C/85%RH, V _R details see reference table) |

NOTE: Conductive Polymer Capacitors are designed to operate within the limits of the environmental conditions specified for each series. If operated continuously at their maximum temperature and / or humidity limit, or beyond these limits, capacitors may exhibit a parametric shift in capacitance and increases in ESR. These changes may occur earlier if the specified environmental conditions are exceeded. Similarly, their normal operational time period will be significantly extended if their general duty cycle includes operation below maximum temperature within humidity controlled environments. Careful attention should be paid to maximum temperature with associated high humidity environments as well as voltage derating, ripple current and current surges. Please reference the AVX Conductive Polymer Capacitor Guidelines for more information or contact factory for application assistance.

Automotive Conductive Polymer Chip Capacitors

CAPACITANCE AND RATED VOLTAGE RANGE (LETTER DENOTES CASE SIZE)

| Capacitance | | Rated Voltage DC (V _R) @ 105°C | | | | | | |
|-------------|------|--|----------|----------|---------|---------|---------|---------|
| µF | Code | 4V (G) | 6.3V (J) | 10V (A) | 16V (C) | 20V (D) | 25V (E) | 35V (V) |
| 3.3 | 335 | | | | | | | |
| 4.7 | 475 | | | | | | | B(200)* |
| 6.8 | 685 | | | | | | B(200)* | |
| 10 | 106 | | | | | B(200)* | | D(70) |
| 15 | 156 | | | | | | D(70) | |
| 22 | 226 | | B(70) | B(70)* | | D(70) | | |
| 33 | 336 | | B(70) | B(70)* | D(70) | | | |
| 47 | 476 | | B(70) | B(70)* | D(70) | | | |
| 68 | 686 | | | D(25,40) | | | | |
| 100 | 107 | | | D(25,40) | | | | |
| 150 | 157 | | D(25,40) | | | | | |
| 220 | 227 | D(25), Y(25) | | | | | | |

Available Ratings, (ESR ratings in mOhms in brackets)

Engineering samples - please contact manufacturer

*Codes under development - subject to change

Note: Voltage ratings are minimum values. AVX reserves the right to supply higher ratings in the same case size, to the same reliability standards.

RATINGS & PART NUMBER REFERENCE

| AVX Part No. | Case Size | Capacitance (µF) | Rated Voltage (V) | Maximum Operating Temp. (°C) | DCL Max (µA) | DF Max (%) | ESR Max @ 100kHz (mΩ) | MSL | 100kHz RMS Current (mA) | | | | Humidity 85°C/85%RH, Vr (hrs) |
|------------------|-----------|------------------|-------------------|------------------------------|--------------|------------|-----------------------|-----|-------------------------|------|-------|-------|-------------------------------|
| | | | | | | | | | 45°C | 85°C | 105°C | 125°C | |
| 4 Volt | | | | | | | | | | | | | |
| TCQD227M004#0025 | D | 220 | 4 | 125 | 88 | 6 | 25 | 3 | 3000 | 2100 | 1350 | 750 | 1000 |
| TCQY227M004#0025 | Y | 220 | 4 | 125 | 88 | 6 | 25 | 3 | 2720 | 1904 | 1224 | 680 | 500 |
| 6.3 Volt | | | | | | | | | | | | | |
| TCQB226M006#0070 | B | 22 | 6.3 | 125 | 13.2 | 6 | 70 | 3 | 1336 | 935 | 601 | 334 | 500 |
| TCQB336M006#0070 | B | 33 | 6.3 | 125 | 19.8 | 6 | 70 | 3 | 1336 | 935 | 601 | 334 | 500 |
| TCQB476M006#0070 | B | 47 | 6.3 | 125 | 28.2 | 6 | 70 | 3 | 1336 | 935 | 601 | 334 | 500 |
| TCQD157M006#0025 | D | 150 | 6.3 | 125 | 90 | 6 | 25 | 3 | 3000 | 2100 | 1350 | 750 | 1000 |
| TCQD157M006#0040 | D | 150 | 6.3 | 125 | 90 | 6 | 40 | 3 | 2372 | 1660 | 1067 | 593 | 1000 |
| 10 Volt | | | | | | | | | | | | | |
| TCQD686M010#0025 | D | 68 | 10 | 125 | 68 | 6 | 25 | 3 | 3000 | 2100 | 1350 | 750 | 1000 |
| TCQD686M010#0040 | D | 68 | 10 | 125 | 68 | 6 | 40 | 3 | 2372 | 1660 | 1067 | 593 | 1000 |
| TCQD107M010#0025 | D | 100 | 10 | 125 | 100 | 6 | 25 | 3 | 3000 | 2100 | 1350 | 750 | 1000 |
| TCQD107M010#0040 | D | 100 | 10 | 125 | 100 | 6 | 40 | 3 | 2372 | 1660 | 1067 | 593 | 1000 |
| 16 Volt | | | | | | | | | | | | | |
| TCQD336M016#0070 | D | 33 | 16 | 125 | 52.8 | 6 | 70 | 3 | 1793 | 1255 | 807 | 448 | 1000 |
| TCQD476M016#0070 | D | 47 | 16 | 125 | 75.2 | 6 | 70 | 3 | 1793 | 1255 | 807 | 448 | 1000 |
| 20 Volt | | | | | | | | | | | | | |
| TCQD226M020#0070 | D | 22 | 20 | 125 | 44 | 6 | 70 | 3 | 1793 | 1255 | 807 | 448 | 1000 |
| 25 Volt | | | | | | | | | | | | | |
| TCQD156M025#0070 | D | 15 | 25 | 125 | 37.5 | 6 | 70 | 3 | 1793 | 1255 | 807 | 448 | 1000 |
| 35 Volt | | | | | | | | | | | | | |
| TCQD106M035#0070 | D | 10 | 35 | 125 | 35 | 6 | 70 | 3 | 1793 | 1255 | 807 | 448 | 1000 |

Moisture Sensitivity Level (MSL) is defined according to J-STD-020.

All technical data relates to an ambient temperature of +25°C. Capacitance and DF are measured at 120Hz, 0.5RMS with DC bias of 2.2 volts. DCL is measured at rated voltage after 5 minutes.

ESR allowed to move up to 1.25 times catalog limit post mounting.

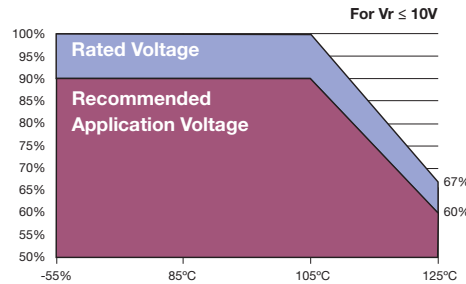
For typical weight and composition see page 223.

NOTE: AVX reserves the right to supply a higher voltage rating or tighter tolerance part in the same case size, to the same reliability standards.

RECOMMENDED DERATING FACTOR

Voltage and temperature derating as percentage of V_r .

| Rated voltage | Operating Temperature | | |
|-------------------|-------------------------|---------------------|---------------------|
| | $\leq 85^\circ\text{C}$ | 105°C | 125°C |
| $\leq 10\text{V}$ | 90% | 90% | 60% |
| $\geq 16\text{V}$ | 80% | 80% | 54% |



QUALIFICATION TABLE

| TEST | TCQ series (Temperature range -55°C to 125°C) | | | | | | | | | | |
|------------------------------|---|------------------------------|---------------|--------------------|--|----------------------|----------------------|----------------------|-----------------------|----------------------|--|
| | Condition | | | Characteristics | | | | | | | |
| Endurance | Determine after application of 125°C temperature, 2/3 rated voltage for 1000 +48/-0 hours and then leaving 1-2 hours at room temperature. Power supply impedance to be $\leq 0.1\Omega/V$. | | | Visual examination | no visible damage | | | | | | |
| | | | | DCL | 2 x initial limit | | | | | | |
| | | | | $\Delta C/C$ | within +10/-20% of initial value | | | | | | |
| | | | | DF | 2 x initial limit | | | | | | |
| | | | | ESR | 2 x initial limit | | | | | | |
| Storage Life | 125°C , 0V, 1000h | | | Visual examination | no visible damage | | | | | | |
| | | | | DCL | 2x initial limit | | | | | | |
| | | | | $\Delta C/C$ | within +10/-20% of initial value | | | | | | |
| | | | | DF | 2 x initial limit | | | | | | |
| | | | | ESR | 2 x initial limit | | | | | | |
| Biased Humidity | Determine after leaving for 1000 (500) hours at $85\pm 2^\circ\text{C}$, 85% relative humidity and rated voltage and then recovery 1-2 hours at room temperature. | | | Visual examination | no visible damage | | | | | | |
| | | | | DCL | 2 x initial limit | | | | | | |
| | | | | $\Delta C/C$ | within +35/-5% of initial value | | | | | | |
| | | | | DF | 1.5 x initial limit | | | | | | |
| | | | | ESR | 2 x initial limit | | | | | | |
| Temperature Stability | Step | Temperature $^\circ\text{C}$ | Duration(min) | | +20 $^\circ\text{C}$ | -55 $^\circ\text{C}$ | +20 $^\circ\text{C}$ | +85 $^\circ\text{C}$ | +125 $^\circ\text{C}$ | +20 $^\circ\text{C}$ | |
| | 1 | +20 \pm 2 | 15 | DCL | IL* | n/a | IL* | 10 x IL* | 12.5 x IL* | IL* | |
| | 2 | -55+0/-3 | 15 | | | | | | | | |
| | 3 | +20 \pm 2 | 15 | $\Delta C/C$ | n/a | $\pm 20\%$ | $\pm 5\%$ | $\pm 20\%$ | $\pm 30\%$ | $\pm 5\%$ | |
| | 4 | +85+3/-0 | 15 | DF | IL* | IL* | IL* | 1.2 x IL* | 1.5 x IL* | IL* | |
| | 5 | +125+3/-0 | 15 | | | | | | | | |
| 6 | +20 \pm 2 | 15 | | | | | | | | | |
| Surge Voltage | Test temperature: $125^\circ\text{C} \pm 3/0^\circ\text{C}$ Surge voltage: 1.3x 2/3x rated voltage at 125°C Charge/Discharge resistance: $1000\pm 100\Omega$ Number of cycles: 1000x Cycle duration: 6 min; 30 sec charge, 5 min 30 sec discharge | | | Visual examination | no visible damage | | | | | | |
| | | | | DCL | initial limit | | | | | | |
| | | | | $\Delta C/C$ | within +10/-20% of initial value for $V_r \leq 10\text{V}$ within +20/-30% of initial value for $V_r \geq 16\text{V}$ | | | | | | |
| | | | | DF | initial limit for $V_r \leq 10\text{V}$ 1.25x initial limit for $V_r \geq 16\text{V}$ | | | | | | |
| | | | | ESR | 1.25 x initial limit | | | | | | |

*Initial Limit

For use outside of recommended conditions and special request, please contact manufacturer.

Initial measurement max. 1hr after the removal from dry pack or after pretreatment at 85°C for 24 hours.

Компания «Океан Электроники» предлагает заключение долгосрочных отношений при поставках импортных электронных компонентов на взаимовыгодных условиях!

Наши преимущества:

- Поставка оригинальных импортных электронных компонентов напрямую с производств Америки, Европы и Азии, а так же с крупнейших складов мира;
- Широкая линейка поставок активных и пассивных импортных электронных компонентов (более 30 млн. наименований);
- Поставка сложных, дефицитных, либо снятых с производства позиций;
- Оперативные сроки поставки под заказ (от 5 рабочих дней);
- Экспресс доставка в любую точку России;
- Помощь Конструкторского Отдела и консультации квалифицированных инженеров;
- Техническая поддержка проекта, помощь в подборе аналогов, поставка прототипов;
- Поставка электронных компонентов под контролем ВП;
- Система менеджмента качества сертифицирована по Международному стандарту ISO 9001;
- При необходимости вся продукция военного и аэрокосмического назначения проходит испытания и сертификацию в лаборатории (по согласованию с заказчиком);
- Поставка специализированных компонентов военного и аэрокосмического уровня качества (Xilinx, Altera, Analog Devices, Intersil, Interpoint, Microsemi, Actel, Aeroflex, Peregrine, VPT, Syfer, Eurofarad, Texas Instruments, MS Kennedy, Miteq, Cobham, E2V, MA-COM, Hittite, Mini-Circuits, General Dynamics и др.);

Компания «Океан Электроники» является официальным дистрибьютором и эксклюзивным представителем в России одного из крупнейших производителей разъемов военного и аэрокосмического назначения «**JONHON**», а так же официальным дистрибьютором и эксклюзивным представителем в России производителя высокотехнологичных и надежных решений для передачи СВЧ сигналов «**FORSTAR**».



JONHON

«**JONHON**» (основан в 1970 г.)

Разъемы специального, военного и аэрокосмического назначения:

(Применяются в военной, авиационной, аэрокосмической, морской, железнодорожной, горно- и нефтедобывающей отраслях промышленности)

«**FORSTAR**» (основан в 1998 г.)

ВЧ соединители, коаксиальные кабели,
кабельные сборки и микроволновые компоненты:

(Применяются в телекоммуникациях гражданского и специального назначения, в средствах связи, РЛС, а так же военной, авиационной и аэрокосмической отраслях промышленности).



Телефон: 8 (812) 309-75-97 (многоканальный)

Факс: 8 (812) 320-03-32

Электронная почта: ocean@oceanchips.ru

Web: <http://oceanchips.ru/>

Адрес: 198099, г. Санкт-Петербург, ул. Калинина, д. 2, корп. 4, лит. А