


Standard type:  / Reinforced type:  

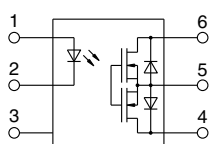
**Normally closed
DIP6-pin type
Low on-resistance with
250V/400V load voltage**

**PhotoMOS[®]
HE 1 Form B
(AQV450, AQV454H)**



(Height includes standoff)

mm inch

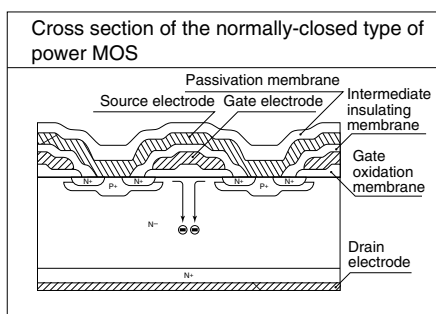


RoHS compliant

FEATURES

1. 1 Form B (Normally-closed) type with low on-resistance

This has been achieved thanks to the built-in MOSFET processed by our proprietary method, DSD (Double-diffused and Selective Doping) method.



2. Controls low-level analog signals

PhotoMOS feature extremely low closed-circuit offset voltage to enable control of low-level analog signals without distortion.

3. High sensitivity and low on-resistance

Can control max. 0.2 A load current with 5 mA input current. Low on-resistance of Typ. 5.5 Ω (AQV453).

4. Reinforced insulation 5,000 Vrms type also available.

More than 0.4 mm .016 inch internal insulation distance between inputs and outputs. Conforms to IEC950 (reinforced insulation).

TYPICAL APPLICATIONS

- Security equipment
- High-speed inspection machines
- Measuring instruments
- Telephone equipment
- Sensing equipment

TYPES

| | I/O isolation | Output rating* | | Package | Part No. | | | | Packing quantity | |
|----------------|-----------------------|----------------|--------------|--------------------|--------------------------------|--------------------------------|-----------|-----------|--|------------|
| | | Load voltage | Load current | | Through hole terminal | Surface-mount terminal | | Tube | Tape and reel | |
| | | | | | | Tape and reel packing style | | | | |
| | | | | Tube packing style | Picked from the 1/2/3-pin side | Picked from the 4/5/6-pin side | | | | |
| AC/DC dual use | 1,500 Vrms | 250 V | 200 mA | DIP6-pin | AQV453 | AQV453A | AQV453AX | AQV453AZ | 1 tube contains: 50 pcs. 1 batch contains: 500 pcs. | 1,000 pcs. |
| | | 400 V | 150 mA | | AQV454 | AQV454A | AQV454AX | AQV454AZ | | |
| | Reinforced 5,000 Vrms | | | | AQV454H | AQV454HA | AQV454HAX | AQV454HAZ | | |

* Indicate the peak AC and DC values.

Note: The surface mount terminal indicator "A" and the packing style indicator "X" or "Z" are not marked on the device.

HE 1 Form B (AQV450, AQV454H)

RATING

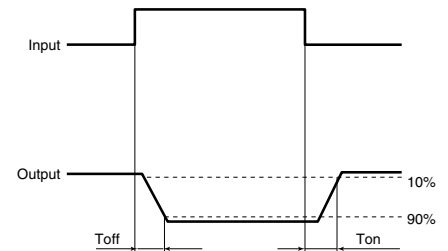
1. Absolute maximum ratings (Ambient temperature: 25°C 77°F)

| Item | | Symbol | Type of connection | AQV453(A) | AQV454(A) | AQV454H(A) | Remarks |
|-------------------------|-------------------------|------------|--------------------|-----------------------------|-----------|------------|--|
| Input | LED forward current | I_F | | 50 mA | | | |
| | LED reverse voltage | V_R | | 5 V | | | |
| | Peak forward current | I_{FP} | | 1 A | | | $f = 100 \text{ Hz}$, Duty factor = 0.1% |
| | Power dissipation | P_{in} | | 75 mW | | | |
| Load voltage (peak AC) | | V_L | | 250 V | 400 V | | |
| Output | Continuous load current | I_L | A | 0.2 A | 0.15 A | | A connection: Peak AC, DC B, C connection: DC |
| | | | B | 0.3 A | 0.18 A | | |
| | | | C | 0.4 A | 0.25 A | | |
| | Peak load current | I_{PEAK} | | 0.6 A | 0.5 A | | A connection: 100 ms (1 shot), $V_L = \text{DC}$ |
| Power dissipation | | P_{OUT} | | 360 mW | | | |
| Total power dissipation | | P_T | | 410 mW | | | |
| I/O isolation voltage | | V_{iso} | | 1,500 Vrms | | 5,000 Vrms | |
| Ambient temperature | Operating | T_{opr} | | -40 to +85°C -40 to +185°F | | | (Non-icing at low temperatures) |
| | Storage | T_{stg} | | -40 to +100°C -40 to +212°F | | | |

2. Electrical characteristics (Ambient temperature: 25°C 77°F)

| Item | | Symbol | Type of connection | AQV453(A) | AQV454(A) | AQV454H(A) | Condition | |
|----------------------------------|---------------------------|----------|--------------------|--|------------------|-----------------|---|--|
| Input | LED operate (OFF) current | Typical | I_{Foff} | — | 1 mA | 0.9 mA | 1.4 mA | $I_L = \text{Max.}$ |
| | | Maximum | | | 3 mA | | | |
| | LED reverse (ON) current | Minimum | I_{Fon} | — | 0.4 mA | | | $I_L = \text{Max.}$ |
| | | Typical | | | 0.9 mA | 0.8 mA | 1.3 mA | |
| LED dropout voltage | Typical | V_F | — | 1.25 V (1.14 V at $I_F=5 \text{ mA}$) | | | $I_F = 50 \text{ mA}$ | |
| | Maximum | | | 1.5 V | | | | |
| Output | On resistance | Typical | R_{on} | A | 5.5 Ω | 11 Ω | | $I_F = 0 \text{ mA}$ $I_L = \text{Max.}$ Within 1 s |
| | | Maximum | | | 8 Ω | 16 Ω | | |
| | | Typical | R_{on} | B | 2.7 Ω | 6.3 Ω | | $I_F = 0 \text{ mA}$ $I_L = \text{Max.}$ Within 1 s |
| | | Maximum | | | 4 Ω | 8 Ω | | |
| | Typical | R_{on} | C | 1.4 Ω | 3.1 Ω | | $I_F = 0 \text{ mA}$ $I_L = \text{Max.}$ Within 1 s | |
| | Maximum | | | 2 Ω | 4 Ω | | | |
| Off state leakage current | | Maximum | I_{Leak} | — | 1 μA | 1 μA | 10 μA | $I_F = 5 \text{ mA}$ $V_L = \text{Max.}$ |
| Transfer characteristics | Operate (OFF) time* | Typical | T_{off} | — | 1.52 ms | 1.2 ms | 1.8 ms | $I_F = 0 \text{ mA} \rightarrow 5 \text{ mA}$ $I_L = \text{Max.}$ |
| | | Maximum | | | 3 ms | 2.0 ms | 3.0 ms | |
| | Reverse (ON) time* | Typical | T_{on} | — | 0.4 ms | 0.36 ms | 0.4 ms | $I_F = 5 \text{ mA} \rightarrow 0 \text{ mA}$ $I_L = \text{Max.}$ |
| | | Maximum | | | 1 ms | | | |
| | I/O capacitance | Typical | C_{iso} | — | 1.3 pF | | | $f = 1 \text{ MHz}$ $V_B = 0 \text{ V}$ |
| Maximum | | 3 pF | | | | | | |
| Initial I/O isolation resistance | | Minimum | R_{iso} | — | 1,000 M Ω | | 500 V DC | |

*Operate/Reverse time



3. Recommended operating conditions (Ambient temperature: 25°C 77°F)

Please use under recommended operating conditions to obtain expected characteristics.

| Item | | Symbol | Min. | Max. | Unit |
|-------------|--|--------|------|------|------|
| LED current | | I_F | 5 | 30 | mA |
| AQV453(A) | Load voltage (Peak AC) | V_L | — | 200 | V |
| | Continuous load current (A connection) | I_L | — | 0.2 | A |
| AQV454(A) | Load voltage (Peak AC) | V_L | — | 320 | V |
| | Continuous load current (A connection) | I_L | — | 0.15 | A |
| AQV454H(A) | Load voltage (Peak AC) | V_L | — | 320 | V |
| | Continuous load current (A connection) | I_L | — | 0.15 | A |

■ These products are not designed for automotive use.

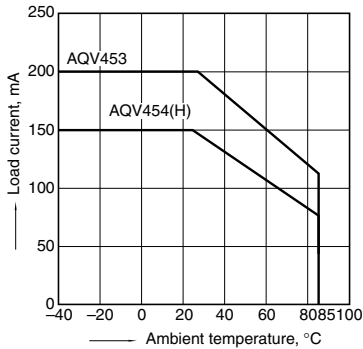
If you are considering to use these products for automotive applications, please contact your local Panasonic Corporation technical representative.

REFERENCE DATA

1. Load current vs. ambient temperature characteristics

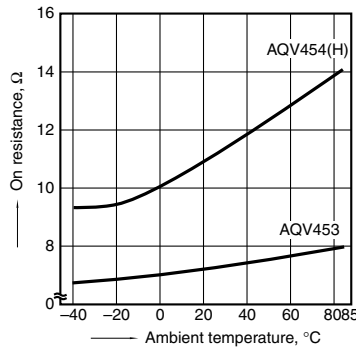
Allowable ambient temperature: -40 to +85°C
-40 to +185°F

Type of connection: A



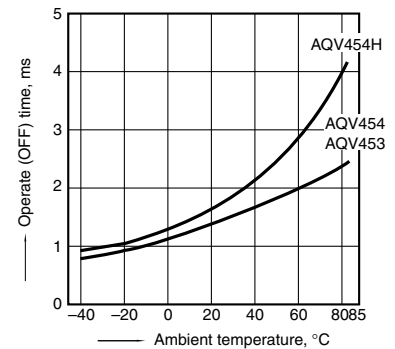
2. On resistance vs. ambient temperature characteristics

Measured portion: between terminals 4 and 6;
LED current: 0 mA; Load voltage: Max. (DC);
Continuous load current: Max. (DC)



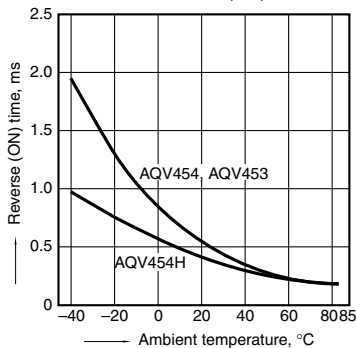
3. Operate (OFF) time vs. ambient temperature characteristics

LED current: 5 mA; Load voltage: Max. (DC);
Continuous load current: Max. (DC)



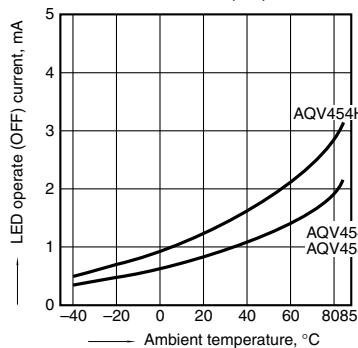
4. Reverse (ON) time vs. ambient temperature characteristics

LED current: 5 mA; Load voltage: Max. (DC);
Continuous load current: Max. (DC)



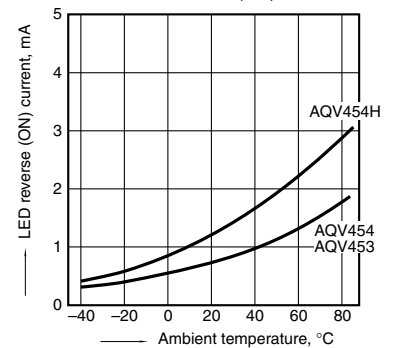
5. LED operate (OFF) current vs. ambient temperature characteristics

Load voltage: Max. (DC);
Continuous load current: Max. (DC)



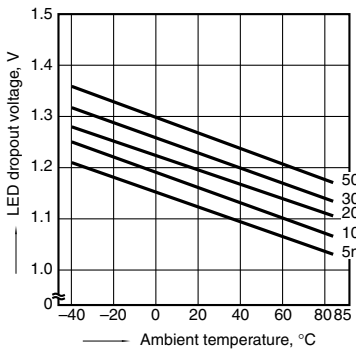
6. LED reverse (ON) current vs. ambient temperature characteristics

Load voltage: Max. (DC);
Continuous load current: Max. (DC)



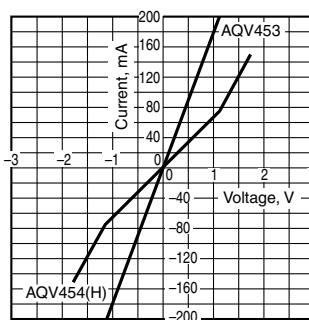
7. LED dropout voltage vs. ambient temperature characteristics

LED current: 5 to 50 mA



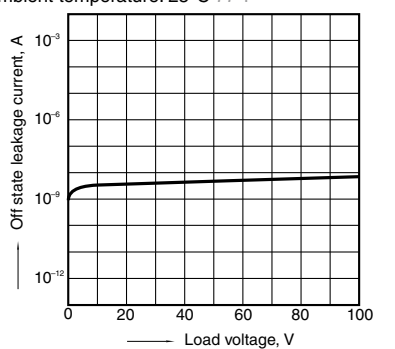
8. Current vs. voltage characteristics of output at MOS portion

Measured portion: between terminals 4 and 6;
Ambient temperature: 25°C 77°F



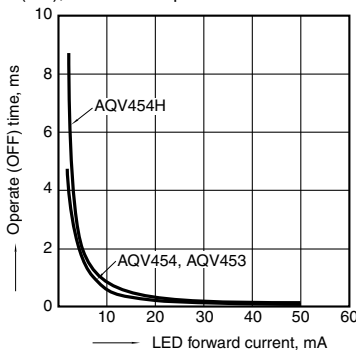
9. Off state leakage current vs. load voltage characteristics

Sample: AQV454;
Measured portion: between terminals 4 and 6;
Ambient temperature: 25°C 77°F



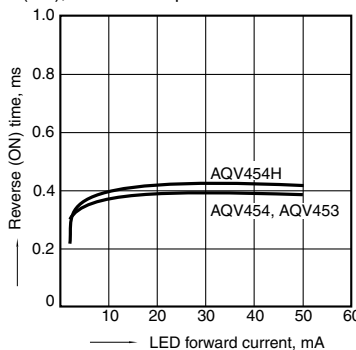
10. Operate (OFF) time vs. LED forward current characteristics

Measured portion: between terminals 4 and 6;
Load voltage: Max. (DC); Continuous load current: Max. (DC); Ambient temperature: 25°C 77°F



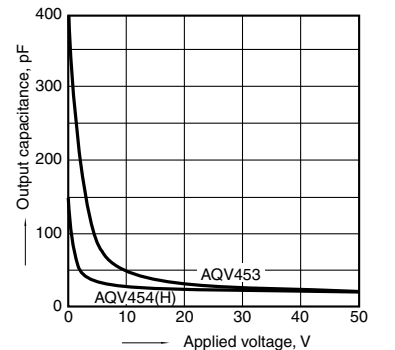
11. Reverse (ON) time vs. LED forward current characteristics

Measured portion: between terminals 4 and 6;
Load voltage: Max. (DC); Continuous load current: Max. (DC); Ambient temperature: 25°C 77°F



12. Output capacitance vs. applied voltage characteristics

Measured portion: between terminals 4 and 6;
Frequency: 1 MHz; Ambient temperature: 25°C 77°F



"PhotoMOS®", "PhotoMOS" and "PHOTOMOS" are registered trademarks of Panasonic Corporation.

*Recognized in Japan, the United States, all member states of European Union and other countries.

Please contact

Panasonic Corporation

Electromechanical Control Business Division

■ 1006, Oaza Kadoma, Kadoma-shi, Osaka 571-8506, Japan
industrial.panasonic.com/ac/e/

Panasonic®

©Panasonic Corporation 2017

Mouser Electronics

Authorized Distributor

Click to View Pricing, Inventory, Delivery & Lifecycle Information:

[Panasonic:](#)

[AQV453A](#)

Компания «Океан Электроники» предлагает заключение долгосрочных отношений при поставках импортных электронных компонентов на взаимовыгодных условиях!

Наши преимущества:

- Поставка оригинальных импортных электронных компонентов напрямую с производств Америки, Европы и Азии, а так же с крупнейших складов мира;
- Широкая линейка поставок активных и пассивных импортных электронных компонентов (более 30 млн. наименований);
- Поставка сложных, дефицитных, либо снятых с производства позиций;
- Оперативные сроки поставки под заказ (от 5 рабочих дней);
- Экспресс доставка в любую точку России;
- Помощь Конструкторского Отдела и консультации квалифицированных инженеров;
- Техническая поддержка проекта, помощь в подборе аналогов, поставка прототипов;
- Поставка электронных компонентов под контролем ВП;
- Система менеджмента качества сертифицирована по Международному стандарту ISO 9001;
- При необходимости вся продукция военного и аэрокосмического назначения проходит испытания и сертификацию в лаборатории (по согласованию с заказчиком);
- Поставка специализированных компонентов военного и аэрокосмического уровня качества (Xilinx, Altera, Analog Devices, Intersil, Interpoint, Microsemi, Actel, Aeroflex, Peregrine, VPT, Syfer, Eurofarad, Texas Instruments, MS Kennedy, Miteq, Cobham, E2V, MA-COM, Hittite, Mini-Circuits, General Dynamics и др.);

Компания «Океан Электроники» является официальным дистрибьютором и эксклюзивным представителем в России одного из крупнейших производителей разъемов военного и аэрокосмического назначения «JONHON», а так же официальным дистрибьютором и эксклюзивным представителем в России производителя высокотехнологичных и надежных решений для передачи СВЧ сигналов «FORSTAR».



JONHON

«JONHON» (основан в 1970 г.)

Разъемы специального, военного и аэрокосмического назначения:

(Применяются в военной, авиационной, аэрокосмической, морской, железнодорожной, горно- и нефтедобывающей отраслях промышленности)

«FORSTAR» (основан в 1998 г.)

ВЧ соединители, коаксиальные кабели,
кабельные сборки и микроволновые компоненты:

(Применяются в телекоммуникациях гражданского и специального назначения, в средствах связи, РЛС, а так же военной, авиационной и аэрокосмической отраслях промышленности).



Телефон: 8 (812) 309-75-97 (многоканальный)

Факс: 8 (812) 320-03-32

Электронная почта: ocean@oceanchips.ru

Web: <http://oceanchips.ru/>

Адрес: 198099, г. Санкт-Петербург, ул. Калинина, д. 2, корп. 4, лит. А