# Dynamic Series Connectors

RoHS Ready

TE connectivity

EVERY CONNECTION COUNTS

## Dynamic Series List

| Name of Series | | | | Electrical Performance | | | | | |
|---|---|---|---|---|---|---|---|---|---|
| Series | Family images | Spec. Name | Description | Maximum Current Rating (A) | Maximum Voltage Rating (V AC/DC) | Withstanding Voltage (V AC/ 1 minute) | Durability (Cycles) | Pitch (mm) | Wire Range (AWG) |
| 1000 (P.10 - 24) |  | 1100S | Standard | 3 | 125 | 700 | 50 (Gold 0.38u) 30 (Tin) | 2.0 | 30 - 22 |
| | | 1100D | Standard | | | | | | |
| | | 1200S | High Voltage | 5 | 250 | 1100 | | 2.5 | 30 - 18 |
| | | 1200D | High Voltage | | | | | | |
| | | 1500T | Module Type | | | | | 3.5 | |
| | | 1900 | Spring Clamp Type | 4 | 150 | 1100 | | | 24 - 20 |
| 2000 (P.25 - 33, P.89, P.92) |  | 2100S | Standard Type | 5 | 250 | 1500 | 500 (Gold 0.38u) | 2.5 | 28 - 18 |
| | | 2100D | Standard Type | | | | | | |
| | | 2100M | Multiposition Drawer | 2.6 | | | | | |
| | | 2600D | Hybrid Power/Signal | D-2 (3.2) D-3 (7.5) | | 24 | | D-2 (2.5) D-3 (3.81) | D-2 (28 - 18) D-3 (28 - 14) |
| | | 2800 | HTS Modular/Multi-frame | 5 | | | | 3.0 | 28 - 18 |
| 3000 (P.34 - 61, P.90, P.92) |  | 3100S | Standard Type | 15 | 250 | 1500 | 500 (Gold 0.38u, 0.76u) 1000 (Tin) | 3.81 | 28 - 14 |
| | | 3100D | Standard Type | | | | | 3.81 | |
| | | 3100M | Modular Type | | | | | 3.81 | |
| | | 3200S | High Voltage Type | | 600 | 2200 | | 5.08 | |
| | | 3200M | High Voltage Type | | | | | 5.08 | |
| | | 3200T | High Voltage Type | | | | | 5.08 | |
| | | 3400F | Skyscraper | | 250 | 1500 | | 3.81 | |
| | | 3500D | Modular Type | | 600 | 2200 | | 5.08 | |
| | | 3700 | For Motors | | 250 | 1500 | | 3.81 | |
| | | 3800 | HTS Module | | 600 | 2200 | | 5.2 | |
| | | 3900 | Spring Clamp | 14.5 | 300 | 1500 | 500 | 7.5 | 22 - 14 |
| | | *3950 | Spring Clamp | 14.5 | 300 | 1500 | 500 | 7.5 | 22 - 14 |
| 4000 (P.62 - 68, P.90, P.92) |  | 4200S | Standard Type | 24 | 600 | 2500 | 25 (Gold 0.38u) | 6.35 | 16 - 12 |
| | | 4200M | Modular Type | 24 | 600 | 2500 | | 6.35 | |
| | | 4800 | HTS Modular/Multi-frame | 24 | 600 | 2500 | | 6.35 | |
| 5000 (P.69 - 84, P.90, P.92) | | 5200S | Standard | 30 | 630 | 3000 | 50 (Gold 0.76u) 25 (Gold 0.38u) | 10.16 | 16 - 8 |
| | | 5200S | Cable Clamp | | | | | | |
| | | 5200D | Cable Clamp | | | | | | |
| | | 5200M | High Voltage | | | | | | |
| | | 5200Mα | High Current | 45 | | | 25 (Silver) | | 20 - 8 |
| | | 5300S | Reversed Housing | 30 | | | 50 (Gold 0.76u) 25 (Gold 0.38u) | | 16 - 8 |
| | | 5300D | Reversed Housing | | | | | | |
| |  | 5800 | HTS Module | | | | | | |
| | | 5900 | Spring Clamp | 42 | 600 | 3000 | 25 (Gold) | 13.10 | 16 - 8 |
| | | DZ-5200 | Board to Board | 20 | 250 | 2200 | 15 (Gold) | 5.08 | - |
| | | DZ-5200 | Board to Board | 30 | 600 | 4000 | | 10.16 | |
| 7000 (P.94 - 99) | | 7100 | Standard Type | 65 | 630 | 3000 | 20 (Silver) | 16.0 | 16 - 6 |
| | | 7300 | Reverse Type | | | | | | |
| Special Products | | Dynamic Pneumatic Connector | | Refer the Product Specification 108-78406 | | | | 8.5 | Ø4,6 (Tube) |
| | | Multiple Enclosure Connector | | Refer the catalog | | | | | |





## Dynamic Series List

| Number of Position (Pos) | Number of Row (row) | Housing Types: Wire to Wire: Free Hanging | Wire to Wire: Panel Mount | Wire to Board: DIP: Vertical | Wire to Board: DIP: Right Angle | Wire to Board: SMT: Vertical | Wire to Board: SMT: Right Angle | DIN Rail | Tap | Junction Box | Drawer | Board to Board | Safety Standards: UL CSA TÜV | Product Specification | Application Specification |
|---|---|---|---|---|---|---|---|---|---|---|---|---|---|---|---|
| 4,8,10 | 1 | - | - | - | ○ | - | ○ | - | - | - | - | - | ○ | 108-78268 (Gold Plating) 108-78298 (Tin Plating) | 114-5377 |
| 10,18,20,22,24,26,28, 30,32,34,50,44 | 2 | ○ | ○ | ○ | ○ | ○ | ○ | - | - | - | - | - | ○ | | |
| 2 | 1 | ○ | - | ○ | - | - | - | - | - | - | - | - | ○ | | |
| 4,6,8,10,12,16,20 | 2 | ○ | ○ | ○ | ○ | ○ | - | - | - | - | - | - | ○ | | |
| 3,6,9,12,34,36 | 3 | ○ | ○ | ○ | ○ | - | - | ○ | - | ○ | - | - | ○ | | |
| 8,12,16,22,30,38 | 2 | - | ○ | ○ | - | - | - | - | - | - | - | - | ○ | | |
| 3 | 1 | ○ | ○ | 8 | ○ | - | - | - | - | - | - | - | ○ | 108-5619 (S/D) 108-5659 (M) | 114-5897 |
| 6,8,12,16,20 | 2 | ○ | ○ | ○ | ○ | - | - | - | - | - | - | - | ○ | | |
| 50 | 2 | ○ | ○ | - | ○ | - | - | - | - | - | ○ | - | x | | |
| D-2 (36) D-3 (12) | D-2 (2) D-3 (1) | - | - | ○ | - | - | - | - | - | - | - | - | x | 108-78301 | |
| 30 | 6 | ○ | ○ | - | - | - | - | - | - | - | - | - | x | 108-78284 | 114-5258 |
| 3,4,5,6,8,10,6x3(Tap) | 1,3(Tap) | ○ | ○ | ○ | ○ | ○ | ○ | - | ○ | - | - | - | ○ | 108-5349 | 114-5148 |
| 6,8,10,12,16,20 | 2 | ○ | ○ | ○ | ○ | - | - | - | - | - | - | ○ | ○ | | |
| 6 | 1x2 | | | ○ | ○ | - | - | - | - | - | - | - | ○ | | |
| 2,3,4,5,6,4x6(Tap) | 1,6(Tap) | ○ | ○ | ○ | ○ | ○ | ○ | - | ○ | - | - | - | ○ | | |
| 6,10,12,20 | 2 | ○ | ○ | ○ | ○ | - | - | - | - | - | - | ○ | ○ | | |
| 9 | 3 | - | - | - | ○ | - | - | - | - | - | - | - | ○ | | |
| 12,20 | 4 | - | - | - | ○ | - | - | - | - | - | - | - | ○ | | |
| 2,4,6,10,12,20 | 2 | ○ | ○ | ○ | ○ | - | - | - | - | - | - | - | ○ | | |
| 6 | 1 | - | ○ | - | - | - | - | - | - | - | - | - | ○ | | |
| 12 | 4 | ○ | ○ | - | - | - | - | - | - | - | - | - | ○ | 108-78285 | |
| 3,7,10 | 1 | - | - | - | ○ | - | - | - | - | - | - | - | ○ | | |
| 3,6,11 | 1 | - | - | - | ○ | - | - | - | - | - | - | - | ○ | | |
| 2,3,4 | 1 | ○ | ○ | ○ | ○ | - | - | - | - | - | - | - | ○ | 108-78182 | 114-5369 |
| 6 | 1x2 | ○ | ○ | - | - | - | - | - | - | - | - | - | ○ | | |
| 8 | 2 | ○ | ○ | - | - | - | - | - | - | - | - | - | ○ | 108-78388 | 114-5369 |
| 2,3,4,6 | 1 | ○ | ○ | ○ | ○ | - | - | - | - | - | - | - | ○ | 108-5453 | 114-5206 |
| 3 | | - | - | - | ○ | - | - | - | - | - | - | - | ○ | | |
| 4 | 2 | ○ | - | - | - | - | - | - | - | - | - | - | ○ | | |
| 4,6,8,4x5(Tap) | 1,2 | ○ | ○ | - | ○ | - | - | ○ | ○ | - | - | - | ○ | | |
| 2,4 | 2 | - | - | - | ○ | - | - | - | - | - | - | - | ○ | | |
| 3 | 1 | - | ○ | - | - | - | - | - | - | - | - | - | ○ | | |
| 4 | 2 | - | ○ | - | - | - | - | - | - | - | - | - | ○ | | |
| 4 | 2 | ○ | ○ | - | - | - | - | - | - | - | - | - | ○ | 108-5453 | - |
| 4,6 | 1 | - | - | - | ○ | - | - | - | - | - | - | - | ○ | 108-140022 | |
| 5,7 | 1 | - | - | - | - | - | - | - | - | - | - | ○ | x | 108-78470 | 114-5452 |
| 3,4 | | - | - | - | - | - | - | - | - | - | - | ○ | x | | |
| 4 | 2 | ○ | ○ | - | ○ | - | - | - | - | - | - | - | x | 108-78470 | 114-5452 |
| | | ○ | ○ | - | - | - | - | - | - | - | - | - | x | | |
| 2,8 | 1,2 | ○ | ○ | - | - | - | - | - | - | - | - | - | - | 108-78406 | - |
| 15,24,32 | 4,8 | - | ○ | - | - | - | - | - | - | - | - | - | - | 108-78417 | 114-5377 |

## Contact Features (Example of the D-3000 Series)

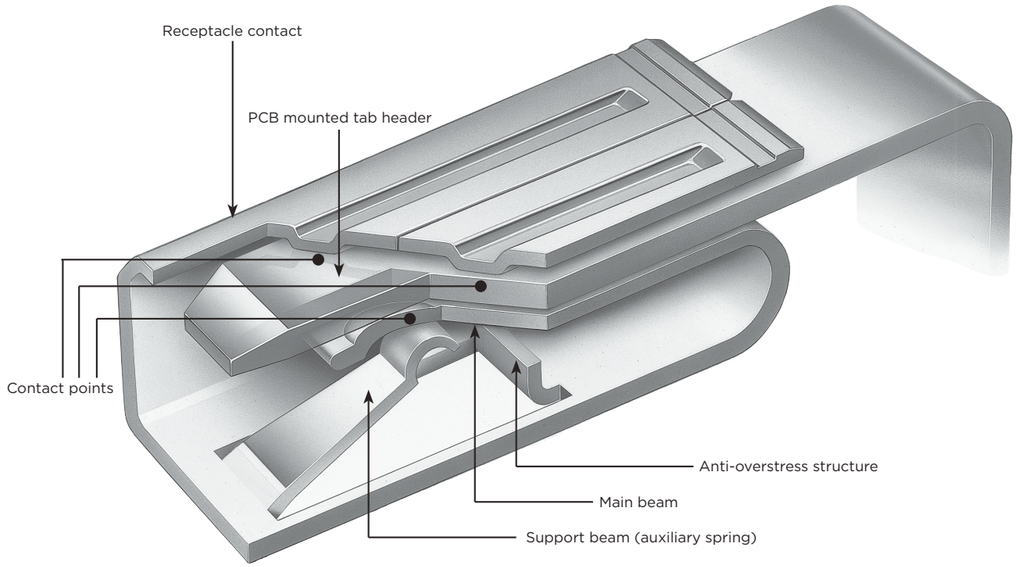


(Illustration of D-3 Connector)

### Contact Pressure Adjustment Method

- Gold-plated and tin-plated contacts are available. Adjustable gaps for the auxiliary spring (at positions of A-C) to get the optimum contact pressure. For gold-plated product, both high Contact Pressure and standard contact pressure are available in accordance with the intended use
- Anti-overstress structure prevents damage to the main beam which might be caused by insertion of foreign objects or twisting (Receptacle contact type of D-2 S, M／D-3 S, M, L, 2L, 3L／D-5 S, M)

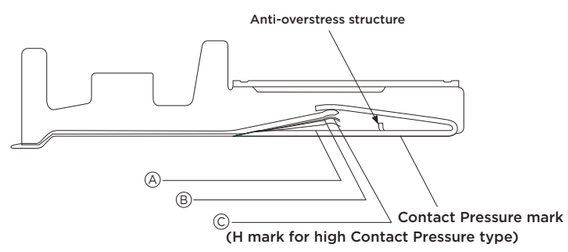


| Plating | Type | Contact Pressure | Position | Contact Pressure mark | Applicable unit | Specifications | Application | Mating Cycles |
|---|---|---|---|---|---|---|---|---|
| Gold -plated | Standard Contact Pressure | Around 1.47N | A | —— | 1~100 | Standard | Used for signal/current Multipolar direction and High mating cycles circuits | 500 |
| | High Contact Pressure | Around 2.45N | B | H | 1~20 | Vibration/ High current | Used for signal/Power supply/Motor, Applications for high-vibration ion | 500 |
| Tin -plated | High Contact Pressure | Around 3.92N | C | H | 1~10 | High Current | Used for Signal/Power supply Circuits low mating cycles | 100 |





## Contact Features (Example of D-3000 Series)

### Tab/Receptacle Contact

Male side is tab, while female side is receptacle contact so as to avoid twisting. (Refer to Figure on the left)
Highly reliable 3-point contacts are used.

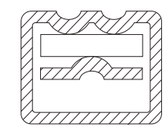

### Housing Lance

The housing lance is used to secure the contact in place. The lance ensures the contact stays secure in the housing and helps prevent damage during contact mating. In addition to these protective features the housing lance produces an audible "click" ensuring the contact is securly locked in the housing. The contact can still be easily removed securely with specialized tooling.

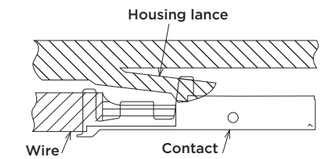


### Confirmation Marks

- Contact Pressure marks.....”H” mark on the bottom of the contact for high contact-pressure product (Standard Contact pressure for those without the marks)
  (Only for D-3 connector)
- Plating marks.....To show clearly types and thickness of the plating, following numbers will be marked on the side of the contact. This number is consistent with the additional number of contact's part model number.
  — 2.....Gold plating 0.38Qm Thickness
  — 3.....Gold plating 0.76Qm Thickness
  — 5.....Tin plating
- Shared marks on the contact and the tool to avoid misuse of hand tools and extraction tools, wire range marks (SS, S, M, L) will be used from different the contact size marks (D-1/D-2/D-3/D-4/D-5)

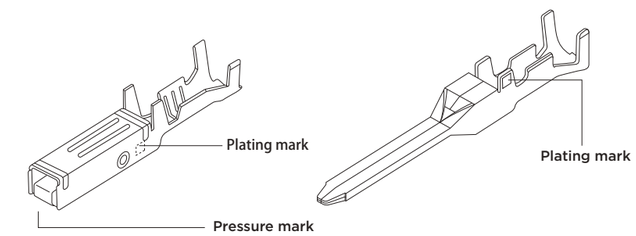


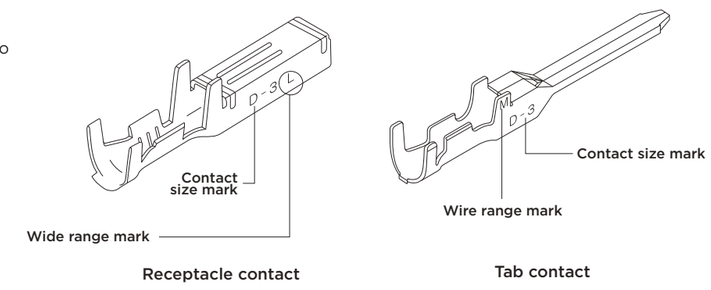


Wire range marks

| | | | | | |
|---|---|---|---|---|---|
| D-1 | S | AWG#30-28 | D-4 | M | AWG#16-14 |
| | M | AWG#28-22 | | L | AWG#14-12 |
| | L | AWG#28-22 | D-5/D5α | SS | AWG#20-16 |
| | 2L | WG#22-18 | | S | AWG#16-14 |
| D-2 | S | AWG#28-24 | | M | AWG#12-10 |
| | M | AWG#22-18 | | L | AWG#8 |
| D-3 | S | AWG#28-24 | | | |
| | M | AWG#24-20 | | | |
| | L | AWG#20-16 | | | |
| | 2L | AWG#16-14 | | | |
| | 3L | AWG#16-14 | | | |

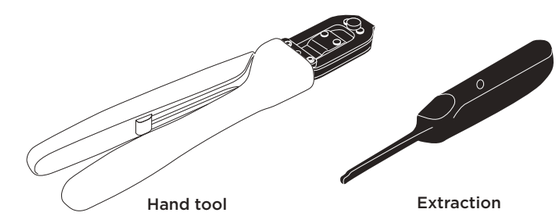

## Housing Features (Example of D-3000 Series)

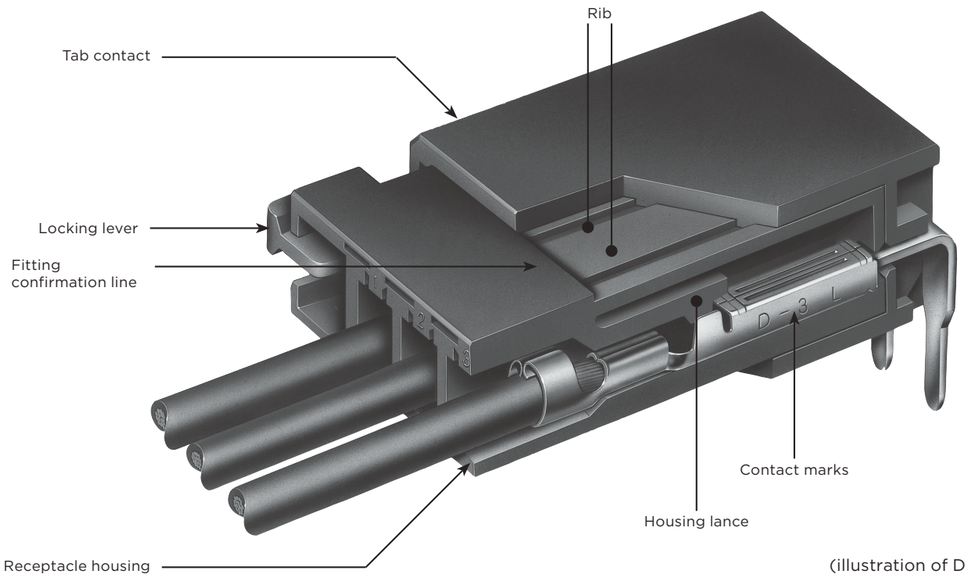


(illustration of D - 3000 Series)

## Easy to insert and extract the connector

- When you insert or extract the connector, a clear "lock" sound will be heard. A fitting confirmation line is provided to confirm the operation both with your ears and eyes
- Pinch 2 locks on both sides of the housing to easily extract the connector (D -3100/D-3200/D-4000/D-5200 Series)
- For safety consideration, well rounded corners will be used to prevent hand Injuries when inserting or extracting the connector

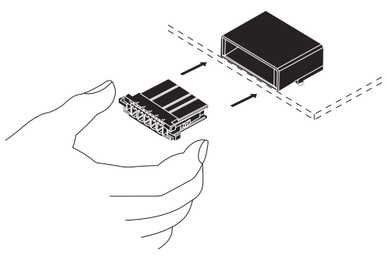

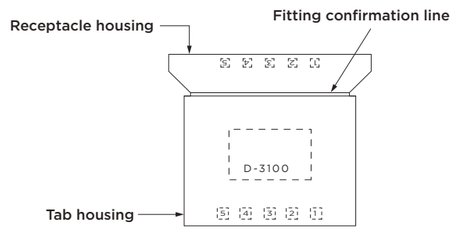


## Vertical-type header

To avoid mis-installation or mis-alignment of the boards, keep in mind the direction (Concave) of Vertical-type header (only available for D-3000 Series)

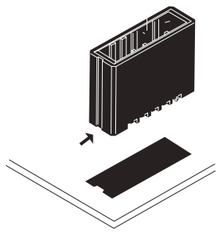

## Housing to protect tine part

For protecting the solder tine, horizontal-type header will be fully applied to cover type.

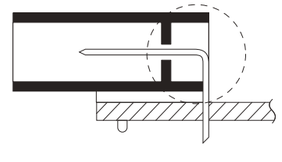





## Features of the housing (Example of D-3000 Series)

### Retention legs for board mounting

For robotic automatic implementation, the retention legs will be provided for both the vertical-type and the horizontal-type header. Especially for the horizontal-type header, it is possible to mount to the bottom of the housing and it will not take up as wide a space as the conventional system.

Retention legs are close to the insertion part of the receptacle housing so as to resist tilting caused by the cable (Patent number 2,508,076).

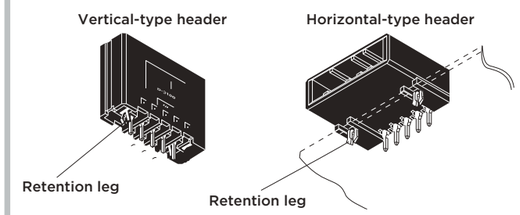


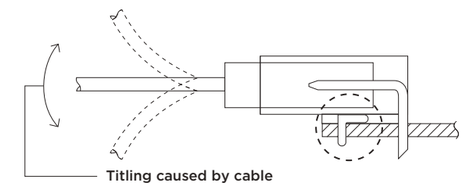


**Note: Retention legs are used for board with 1.6mm thickness.**
**If used for board with 2.4mm thickness, strength will be reduced.**

### Twisting Prevention Structure

The ribs are used in both the receptacle housing and tab housing. This safety design can be used to avoid any backlashes between housings after the receptacle housing has been completely inserted into tab housing.

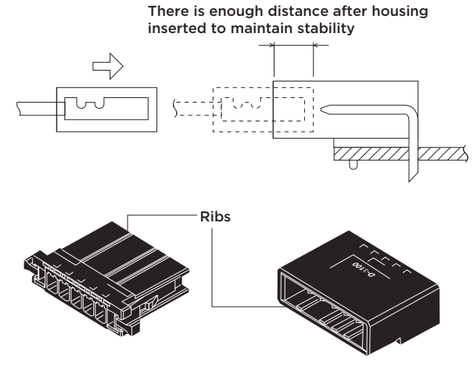


### Misinsertion Preventing Mechanism

Part of the products (D-1200D/D-2100/D-2100D/D-3100/D-3100M/D-3200/D-3200M/D-3200T/D-4000/D-5200/D-5200M) is provided with keying to prevent incorrect insertion. By using this plug, it also makes it easier to prevent incorrect insertion of other items. (Refer to P.104, only available for D-3000 Series)

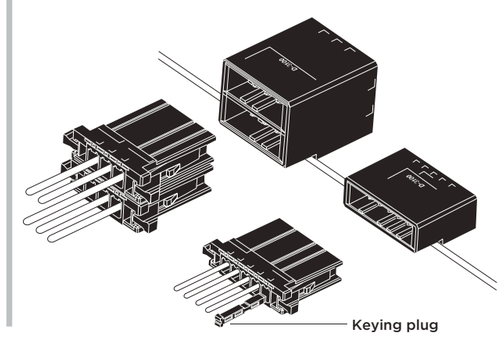


### Label Mark

A flat side portion is provided in the housing for custom labels.

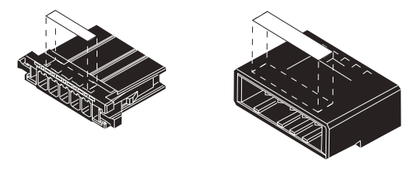

### Easy-to-read circuit number

To facilitate cable assembly, tab and receptacle housings will be marked with circuit numbers.

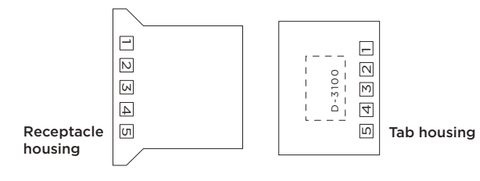

Dynamic Series Connectors

## Guideline for selecting plating ( These guidelines apply to the D-3000 series only. Please note that they may not be suitable for other products. )

Whether to use gold or tin plating varies depending on the voltage, current, environment (vibration, temperature, gas, etc.), number of contact positions, and other variables. Gold plating is recommended for general industrial machinery, but in reality cost considerations are also a factor. To help in this selection, these guidelines have been put together for the Dynamic Series as a reference in the selection process.

### 1) Selection based on voltage and current

| | Gold-plated | Undetermined zone | Tin-plated | No plating (reference) |
|---|---|---|---|---|
| Voltage | Below 3 V | 3 to 30 V | 30 to 100 V | Over 100 V |
| Current | Below 1 A | 1 to 10 A | Over 10 A | Over 0.1 A |

(Table - 1)

Table 1 shows us that gold should always be used for applications under 3 volts and 1 ampere. When the voltage is over 30 and amperage is over 1, tin plating can be used. The most difficult area to make a selection is in the undetermined zone. In this zone either gold or tin plating can be used, but the environment causes extensive variation. In a clean environment tin plating is acceptable. However, use gold plating if the environment is bad, such as in high heat or humidity, the presence of gas is possible, vibration is extreme, mating and demating are excessive, or other factors.

### 2) Selection based on number of contact positions (selection based on contact pressure)

Selecting based on the number of contact positions is often forgotten. The higher the contact pressure the more possible it is to use tin plating or no plating, regardless of the voltage or current mentioned in section 1. However, if they are too high, mating and demating become impossible so the connector function is lost. To get around this, we can drive the voltage and current down into a workable zone, but then we run into the problem of oxidation. Then, to prevent oxidation, we use tin (approximately 2.94 N optimum contact pressure) or gold (approximately 1.18 N) plating. But, the contact pressure increases proportionally as we increase the number of contact positions, causing mating and demating to become difficult. Generally speaking, given a 39.2 N limit for mating/demating by hand, it becomes difficult without using leverage, such as a lever or jack screw.
The Dynamic D-3000 series has a maximum of 20 contact positions. That means the contact pressure with tin plating is 3.92 N, and with gold plating is 2.45 N and 1.47 N (high pressure types and standard types are available for some applications).
For instance, given 3.92 N for tin plating, we can calculate insertion and extraction forces of 58.8 N and 49.0 N, which is difficult because it exceeds the range for barehanded work.
Once we understand this, we see that as contact positions increase we must use gold plating regardless of the voltage and current conditions mentioned in section 1.
Table 2 shows the applicable maximum number of contact positions as a reference.

| Contact pressure | Applicable maximum number of contact positions |
|---|---|
| (1) Gold plating Standard contact pressure: 1.47N | 20 |
| (2) Gold plating High contact pressure: 2.45N | 20 |
| (3) Tin plating High contact pressure: 3.92N | 12 |

(Table - 2) Note: Insertion force and extraction force are not the same as contact pressure.

### 3) Environment (vibration, humidity, gas, etc.)

Although the environment was discussed in section 1 about voltage and current, it is summarized again here.
Use gold plating in a bad environment, particularly for high vibration or heat, the presence of gas or other bad conditions.
Gold is a noble metal. This means that gold does not react easily with other materials, which means that its surface does not oxidize or tarnish when exposed to air. Of all metals, only gold has this property. Other metals, noble metals except gold, such as platinum or rhodium for example, do not produce absolutely no oxide film. This is a very important property for contacts. In consideration of this, there is no better material than gold plating if the environment is bad.
Also, if vibration is an issue, there is the risk of fretting corrosion (micro-abrasion). Always use gold plating. If possible, high-contact pressure connectors are recommended.





Dynamic Series Connectors

## Guideline for selecting plating ( These guidelines apply to the D-3000 series only. Please note that they may not be suitable for other products. )

### 4) Other considerations

■Contact between dissimilar metals

Combining tin and gold tends to create a lot of ionization, producing electrolytes from condensation so corrosion is likely to occur. This combination is not recommended because it could produce worse results than a combination of just tin.

The above information has been summarized in "Plating selection at a glance" for your convenience.

■Being consistent within an application

We recommend that, as much as possible, the same type of plating be used within an application. This is to prevent connections being made between dissimilar metals, gold and tin as mentioned above, during assembly and maintenance. And for the same reason, we recommend using the same plating in factories or workplaces where assembly or harness production is done.

★★★ Best
★★ Good
★ Usable
— Not usable

**Plating selection at a glance**

| Voltage/current | Application | Tin-plated | Gold-plated | | | |
|---|---|---|---|---|---|---|
| | | | 0.38μ | | 0.76μ | |
| | | | Standard pressure | High pressure | Standard pressure | High pressure |
| Below 3 V Below 1 A | Standard specifications | — | ★★ | ★★ | ★★★ | ★★★ |
| | Vibration | — | ★ | ★★ | ★ | ★★★ |
| | Bad environment | — | ★ | ★ | ★★ | ★★★ |
| | Extensive mating/unmating | — | ★★ | ★ | ★★★ | ★★ |
| | Many contact positions | — | ★★★ | ★★ | ★★★ | ★★ |
| 3 to 30 V 1 to 10 A | Standard specifications | — | ★★ | ★★ | ★★★ | ★★★ |
| | Vibration | — | ★ | ★★ | ★ | ★★★ |
| | Bad environment | — | ★★ | ★★ | ★★★ | ★★★ |
| | Extensive mating/unmating | — | ★★ | ★ | ★★★ | ★★ |
| | Many contact positions | — | ★★★ | ★★ | ★★★ | ★★ |
| Over 30 V Over 1 A | Standard specifications | ★★ | ★★★ | ★★★ | ★★★ | ★★★ |
| | Vibration | — | ★★ | ★★★ | ★★ | ★★★ |
| | Bad environment | — | ★★ | ★★ | ★★★ | ★★★ |
| | Extensive mating/unmating | — | ★★★ | ★★ | ★★★ | ★★ |
| | Many contact positions | — | ★★★ | ★★ | ★★★ | ★★ |

The above table is basically for industrial machinery, and was made with a wide margin. This table is not applicable for every situation as there are many combinations depending on the application. It is intended to be used as a guideline only.

## D-1000 Series

### Series Introduction

D-1000 Series are the smallest connectors for signal lines among all the Dynamic connector series. The Dynamic 1000 Series consists of 3 different pitch sizes: 2.0mm standard type, 2.5mm high-voltage type and 3.5mm type.

D-1000 Series has gold plated contacts to maintain its high reliability and also tin plated contacts for economical market needs. Customers can choose their own contacts according to specifications, applications and cost.



### Product features

1. Wide Applicable Wire Range
   D-1000 series has wide applicable wire range of 30 AWG through 18 AWG with 2.2 mm of outside diameter maximum (D-1200/ D-1500). Therefore there are no special safety considerations using it in electrical cabinets.

2. Hand Tools are available for all wire sizes. It can save on delivery lead time and involve minimal installation tooling costs.

3. Housing and Contact Features
   A)Housing products
   The D-1000 series consists of D-1100 series for 2.0mm pitch center line, D-1200 series for 2.5mm pitch center line as standard type. In addition, the D-1500 series and D-1900 series have a ptich of 3.5mm

   B) Contact Products
   D-1000 series provide gold plating contact as standard products and also tin plating contact for economical market needs. You can choose the contact according to your own specifications, application, and quality level and cost, so that you can utilize D-1000 series in many places

4. Other Features (Basic Dynamic series features)
   - Header connector and tab connector have enough length from the tip of contact to top of its housing. To prevent contact from bending during mating
   - D-1000 series are provided with housing lance structure
   - Clear identification of circuit number helps with correct wiring
   - Metal retention leg on header prevents unwanted movement from cable tension
   - Housing lock design offers no wire scratching

Note: All Part Numbers are RoHS compliant.
You need to confirm LOT size and lead time.







## D-1000 Series Main Performance and Specifications

### Main Performance

| Item \ Series | D-1100 | D-1200 | D-1500 | D-1900 |
|---|---|---|---|---|
| Pitch | 2.0mm | 2.5mm | 3.5mm | 3.5mm |
| Voltage rating | 125V AC/DC | 250V AC/DC | 250V AC/DC | 150V AC/DC |
| Current rating (Max) | 1 pos: 3A in use of AWG22 | 1 pos: 5A | 1 pos: 5A | 1 pos: 4A In use of AWG18 |
| | | (In use of AWG18) | | |
| Contact Resistance | 20mΩMax. | | | 40mΩMax |
| Dielectric Withstanding | 1,000V AC | 1,500V AC | 1,500V AC | 1,100V AC |
| Temperature | -55 - 105 | | | -30 - 105 |

### No. of Pos/Wire size/Current

#### D-1100~1500

| No. of Pos. | Wire Size (AWG) | | | | | | |
|---|---|---|---|---|---|---|---|
| | 18 | 20 | 22 | 24 | 26 | 28 | 30 |
| 1 | 5 | 4 | 3 | 2.5 | 2 | 1.5 | 1 |
| 2-20 | 3.5 | 2.7 | 2.5 | 2 | 1.5 | 1 | 0.8 |
| 21-40 | | | 2 | 1.5 | 1 | 0.8 | 0.5 |

#### D-1900 Series

| No. of Pos. | Wire Size AWG | | | |
|---|---|---|---|---|
| | 18 | 20 | 22 | 24 |
| 8-12 | 3 | 2 | 1.5 | 1 |
| 13-38 | 2 | 1.5 | 1 | 0.5 |

### Specifications • Instructions sheet

| | | |
|---|---|---|
| Product Specifications | | 108-78268 (goldplated) |
| | | 108-78298 (tin-plated) |
| | | 108-78336 D-1900 |
| Applications Specifications | | 114-5377 D-1100 D-1200 D-1500 |
| | | 114-539 D-1900 |
| Crimping tool instruction sheet | Part number: 1762952-1 | 411-78205 |
| | Part number: 1762846-1 | 411-78201 |
| | Part number: 1762950-1 | 411-78204 |
| | Part number: 1762625-1 | 411-78194 |
| Extraction tool part number: 1891526-1 | | 411-78241 |
| D-1900 Extraction tool part number: 1891348-1 | | 411-78263 |

### Material and Finish

| Description | Material | Finish |
|---|---|---|
| Receptacle Contact Tab Contact | Copper alloy | Bright tin plating and gold plating (0.38μm) with under-plated nickel (1.27μm) |
| PCB Tab Post | Copper alloy | Gold plated 0.38μm over nickel plated 1.27 m Tab Post Tin plated 2.0μm |
| Housing | UL94V-0, Thermoplastic PBT containing glasses | |

### Specifications

Remember to obtain Instruction Sheets when you choose to use these tools. You can get electronic catalogue pages or instruction sheets on the Internet.

The safety specifications listed below are approved on specific part numbers. Please contact our Technical Support Centre to check whether the part numbers you use are approved or not. Keep in mind that there are instances where values differ from those given by Tyco Electronics Specifications.

| Specifications \ Series | D-1100 | | | D-1200 D-1500 | | | D-1900 | | |
|---|---|---|---|---|---|---|---|---|---|
| | Voltage Rating | Current Rating | Temperature Rating | Voltage Rating | Current Rating | Temperature Rating | Voltage Rating | Current Rating | Temperature Rating |
| Specifications 108-78268 | 125V AC/DC | 3A (1 pos) | 55 - 105 | 250V AC/DC | 5A (1 pos) | 55 - 105 | 150V AC/DC | 4A | 30 - 105 |
| UL File No.E28476 | Based on requirements of machines used | Based on requirements of machines used | — | Based on requirements of machines used | Based on requirements of machines used | — | Based on requirements of machines used | Based on requirements of machines used | — |
| CSA Report No.LR7189 | 125V AC/DC | 3A | — | 250V AC/DC | 5A | — | 150V AC/DC | 4A (1 pos) | — |
| TÜV | 125V AC/DC | AWG / A(1pos): 22 / 3; 24 / 2.5; 26 / 2; 28 / 1.5; 30 / 1 | 55 - 105 | 250V AC/DC | AWG / A(1pos): 18 / 5; 20 / 4; 22 / 3; 24 / 2.5; 26 / 2; 28 / 1.5; 30 / 1 | 55 - 105 | 150V AC/DC | AWG / A(1pos): 18 / 4; 20 / 3; 22 / 2.5; 24 / 2 | 30 - 105 |

Some part numbers are not available yet. Please contact our Sales Department for more information.

## D-1000 Series Configurations

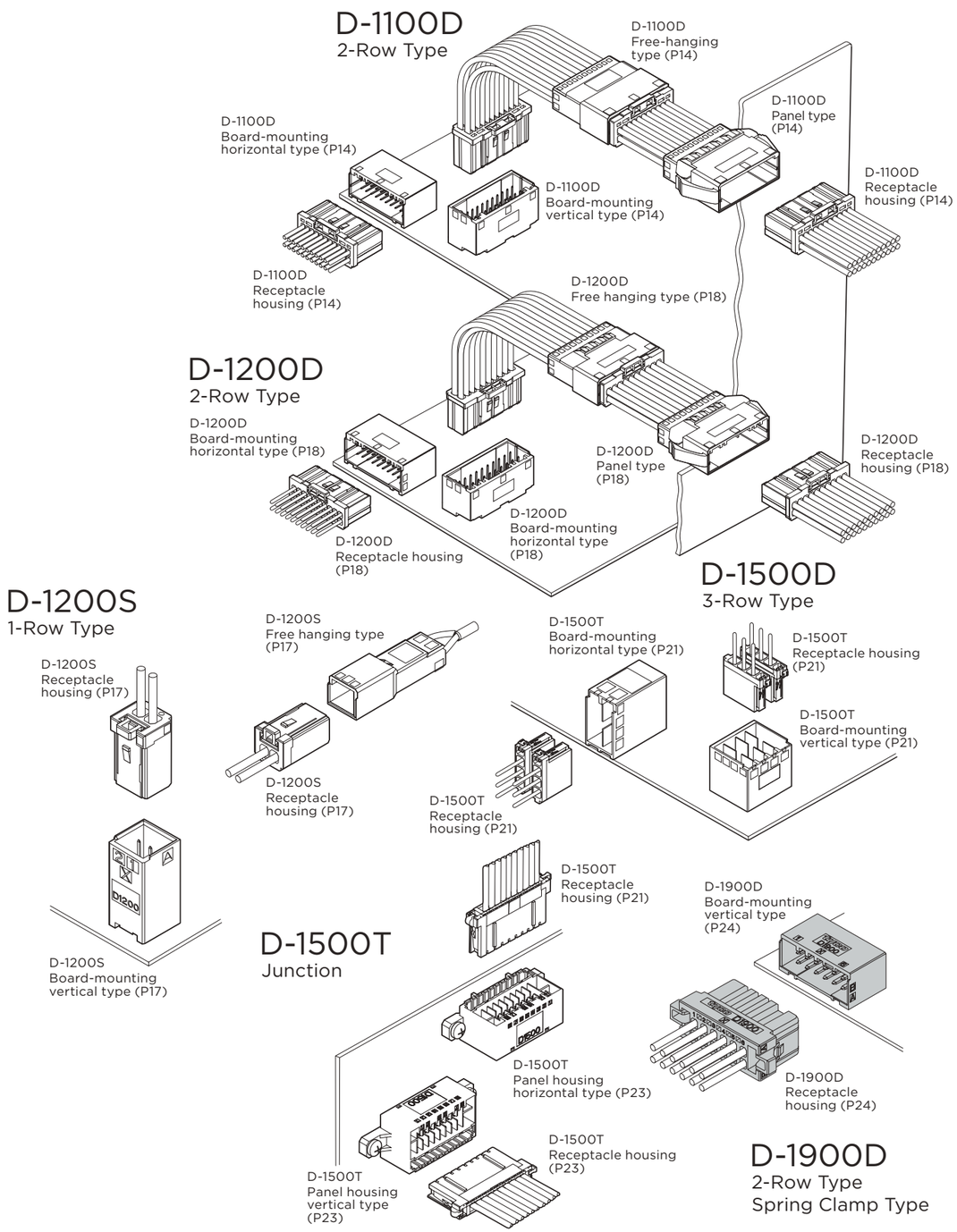








## D-1000 Contact

•Crimp Types

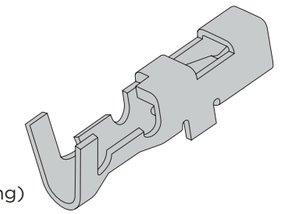

Receptacle Contact
(For receptacle housing)

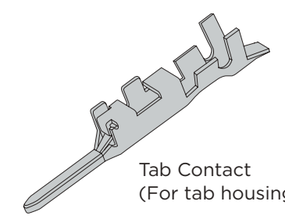

Tab Contact
(For tab housing)

| Wire Range | | Insulation Range mm | Diamter Wire Range Mark | Models of Contacts | | | | | Models of Applicable tools | |
|---|---|---|---|---|---|---|---|---|---|---|
| | | | | Receptacle Contact | | | Tab Contact | | CCII Hand tool (PEW12 dies only) Mini Applicator | Tool numbers |
| AWG | mm² | | | | Strip form | Loose piece | Strip form | Loose piece | | |
| 30 | 0.05 | 0.6-1.2 | S | Gold plating | 1827569-2 | 1827586-2 | 1903111-2 | 1903115-2 | 2119144-1<br>1762952-1<br>1762453-1 | 2114042-2 |
| 28 | 0.10 | | | Tin plating | - | - | - | - | | |
| 28 | 0.08 | 1.08-1.6 | M | Gold plating | 1827570-2 | 1827587-2 | 1903112-2 | 1903116-2 | 2119141-1<br>1762846-1<br>1762847-1 | 2151082-1 |
| 26 | 0.12 | | | | | | | | | |
| 24 | 0.20 | | | Tin plating | 1871303-1 | 1871743-1 | 1903120-1 | 1903124-1 | | |
| 22 | 0.37 | | | | | | | | | |
| 28 | 0.08 | 1.08-1.9 | L | Gold plating | 1827571-2 | 1827588-2 | 1903113-2 | 1903117-2 | 2119143-1<br>1762950-1<br>1762951-1 | 2114043-2 |
| 26 | 0.12 | | | | | | | | | |
| 24 | 0.20 | | | Tin plating | 1871304-1 | 1871744-1 | 1903121-1 | 1903125-1 | | |
| 22 | 0.37 | | | | | | | | | |
| 22 | 0.34-0.37 | 1.4-2.2 | 2L | Gold plating | 1827572-2 | 1827589-2 | 1903114-2 | 1903118-2 | 2119142-1<br>1762625-1<br>1762626-1 | 2151083-1 |
| 20 | 0.51-0.53 | | | Tin plating | 1871731-1 | 1871745-1 | 1903122-1 | 1903126-1 | | |
| 18 | 0.85-0.87 | | | | | | | | | |

Remarks: When ordering, specify your requirements by multiplying the quality. Contact our Sales Department for more information.
Gold Plating: 0.38Qm
Tin Plating: 2.0Qm
For mini-applicators information, contact our Sales Department.

Keying plug: 1939588-1

Strip Form contacts are used with Mini-applicators (bench machine) and Loose-Piece contacts are for hand tools. The contacts L and 2L do not fit into the D-1100 receptacle housing and tab housing. With CCII hand tools (CERTI CRIMPII)

Flip Locator PEW12 dies interchangeable hand tools.
* Only the dies hand tools are available, part number 9-147824D-0

Receptacle contacts are only available for receptacle housings, while the tab contacts are only available for tab housings.
Refer to pages after P.107 for details of applicable tools.

Note: All Part Numbers are RoHS compliant.
You need to confirm LOT and lead time.

# D-1100D 2-Row Standard Types

## Part Number Chart

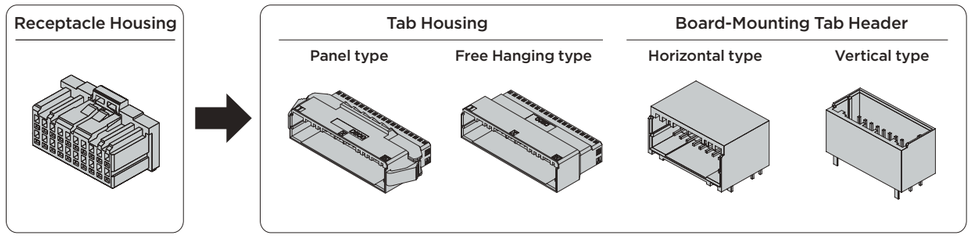


| No. of Pos. | Color | Key | Receptacle Housing | Plating | Tab Housing | | Board-Mounting Tab Header | |
|---|---|---|---|---|---|---|---|---|
| | | | | | Panel type | Free Hanging type | Horizontal type | Vertical type |
| 10 | Black | X | 1-1827862-5 | Gold | - | - | 1-1827873-5 | 1-2040516-5 |
| 20 | Black | X | 1-1827862-0 | Gold | - | - | 1-1827873-0 | - |
| 22 | Black | X | 1-1827863-1 | Gold | 1-1903128-1 | 1-1903127-1 | - | 1-1827872-1 |
| | Yellow | Y | 3-1871057-1 | Tin | | - | - | 3-1871056-1 |
| 26 | Black | X | 1-1827863-3 | Gold | 1-1903128-3 | 1-1903127-3 | 1-1939638-3 | 1-1827872-3 |
| | Natural | | 1-1871057-3 | Tin | - | - | - | 1-1871056-3 |
| | Black | Y | 2-1827863-3 | | | | - | Pg 16 SMT Mate |
| 28 | Black | X | 1-1827863-4 | Gold | 1-1903128-4 | 1-1903127-4 | 1-1939638-4 | 1-1827872-4 |
| 30 | Black | X | 1-1827863-5 | Gold | - | - | - | 1-1827872-5 |
| | | | | - | | | | - |
| | Natural | | - | Tin | | | - | 1-1871056-5 |
| 32 | Black | X | 1-1827863-6 | Gold | 1-1903128-6 | 1-1903127-6 | - | 1-1827872-6 |
| | Red | | 5-1871057-6 | Tin | - | - | - | 5-1871056-6 |
| 34 | Black | X | 1-1827863-7 | Gold | 1-1903128-7 | 1-1903127-7 | 1-1939638-7 | 1-1827872-7 |
| | Black | Y | 2-1827863-7 | Gold | - | - | - | 2-1827872-7 |
| 40 | Black | X | 1-1827863-0 | Gold | 1-1903128-0 | 1-1903127-0 | 1-1939638-0 | 1-1827872-0 |
| | | | | Tin | | | - | 1-1871315-0 |
| | Natural | X | 1-1871057-0 | Tin | - | - | - | 1-1871056-0 |
| | Yellow | | 3-1871057-0 | Tin | | | - | 3-1871056-0 |
| | Red | | 5-1871057-0 | Tin | | | - | 5-1871056-0 |

## Related product information

Application Contact ...P.13
Performance • Specifications ...P.11

Note: All Part Numbers are RoHS compliant.
You need to confirm LOT and lead time.







# D-1100D 2-Row Standard Types

## Fitting Dimensions

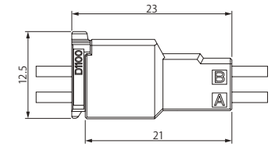


Panel/Free Hanging type

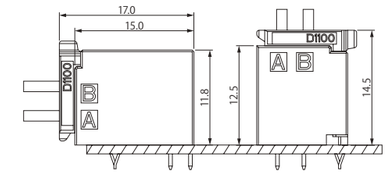


Horizontal/Vertical type

## External Dimensions

• Receptacle Housing

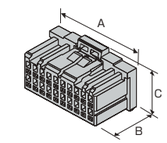


| No. of Pos | Keying | Plating | Color | Part Number | Dimensions | | |
|---|---|---|---|---|---|---|---|
| | | | | | A | B | C |
| 10 | X | - | Black | 1-1827862-5 | 12.6 | 11.3 | 12.5 |
| 20 | X | - | Black | 1-1827862-0 | 22.6 | 11.3 | 12.5 |
| 22 | X | - | Black | 1-1827863-1 | 24.6 | 11.3 | 12.5 |
| | | - | Natural | - | | | |
| | | - | Yellow | 3-1871057-1 | | | |
| 26 | X | - | Black | 1-1827863-3 | 28.6 | 11.3 | 12.5 |
| | | - | Natural | 1-1871057-3 | | | |
| | Y | - | Black | 2-1827863-3 | | | |
| 28 | X | - | Black | 1-1827863-4 | 30.6 | 11.3 | 12.5 |
| | | - | Red | - | | | |
| 30 | X | - | Black | 1-1827863-5 | 32.6 | 11.3 | 12.5 |
| | | - | Natural | - | | | |
| | | - | Yellow | - | | | |
| 32 | X | - | Black | 1-1827863-6 | 34.6 | 11.3 | 12.5 |
| | | - | Natural | - | | | |
| | | - | Red | 5-1871057-6 | | | |
| 34 | X | - | Black | 1-1827863-7 | 36.6 | 11.3 | 12.5 |
| | Y | - | Black | 2-1827863-7 | | | |
| 40 | X | - | Black | 1-1827863-0 | 42.6 | 11.3 | 12.5 |
| | X | - | Natural | 1-1871057-0 | | | |
| | | - | Yellow | 3-1871057-0 | | | |
| | | - | Red | 5-1871057-0 | | | |

• Tab Housing

Panel type

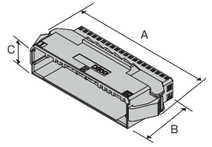


| No.of Pos. | Keying | Plating | Color | Part Number | Dimensions | | |
|---|---|---|---|---|---|---|---|
| | | | | | A | B | C |
| 22 | X | - | Black | 1-1903128-1 | 34.1 | 21.0 | 13.9 |
| 26 | X | - | Black | 1-1903128-3 | 38.1 | 21.0 | 13.9 |
| 28 | X | - | Black | 1-1903128-4 | 40.1 | 21.0 | 13.9 |
| 32 | X | - | Black | 1-1903128-6 | 44.1 | 21.0 | 13.9 |
| 34 | X | - | Black | 1-1903128-7 | 46.1 | 21.0 | 13.9 |
| 40 | X | - | Black | 1-1903128-0 | 52.1 | 21.0 | 13.9 |

Free Hanging type

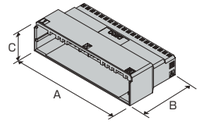


| No.of Pos. | Keying | Plating | Color | Part Number | Dimensions | | |
|---|---|---|---|---|---|---|---|
| | | | | | A | B | C |
| 22 | X | - | Black | 1-1903127-1 | 24.6 | 21.0 | 11.3 |
| 26 | X | - | Black | 1-1903127-3 | 28.6 | 21.0 | 11.3 |
| 28 | X | - | Black | 1-1903127-4 | 30.6 | 21.0 | 11.3 |
| 32 | X | - | Black | 1-1903127-6 | 34.6 | 21.0 | 11.3 |
| 34 | X | - | Black | 1-1903127-7 | 36.6 | 21.0 | 11.3 |
| 40 | X | - | Black | 1-1903127-0 | 42.6 | 21.0 | 11.3 |

Note: All Part Numbers are RoHS compliant.
You need to confirm LOT and lead time.

## D-1100D 2-Row Standard Types

### • Board-Mounting Tab Header

Horizontal type

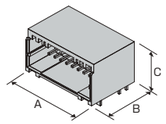


| No.of Pos. | Keying | Plating | Color | Part Number | Dimensions | | |
|---|---|---|---|---|---|---|---|
| | | | | | A | B | C |
| 10 | X | Gold | Black | 1-1827873-5 | 12.6 | 15.0 | 11.8 |
| 20 | X | Gold | Black | 1-1827873-0 | 22.6 | 15.0 | 11.8 |
| 26 | X | Gold | Black | 1-1939638-3 | 28.6 | 15.0 | 11.8 |
| 28 | X | Gold | Black | 1-1939638-4 | 30.6 | 15.0 | 11.8 |
| 30 | X | Tin | Yellow | - | 32.6 | 15.0 | 11.8 |
| 34 | X | Gold | Black | 1-1939638-7 | 36.6 | 15.0 | 11.8 |
| 40 | X | Gold | Black | 1-1939638-0 | 42.6 | 15.0 | 11.8 |

Vertical type

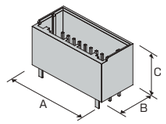


| No.of Pos. | Keying | Plating | Color | Part Number | Dimensions | | |
|---|---|---|---|---|---|---|---|
| | | | | | A | B | C |
| 10 | X | Gold | Black | 1-2040516-5 | 12.6 | 11.3 | 12.5 |
| 22 | X | Gold | Black | 1-1827872-1 | 24.6 | 11.3 | 12.5 |
| | | Gold | Natural | - | | | |
| | | Tin | Yellow | 3-1871056-1 | | | |
| 26 | X | Gold | Black | 1-1827872-3 | 28.6 | 11.3 | 12.5 |
| | | Tin | Natural | 1-1871056-3 | | | |
| 28 | X | Gold | Black | 1-1827872-4 | 30.6 | 11.3 | 12.5 |
| | | Tin | Red | - | | | |
| 30 | X | Gold | Black | 1-1827872-5 | 32.6 | 11.3 | 12.5 |
| | | Tin | Black | - | | | |
| | | Tin | Natural | 1-1871056-5 | | | |
| | | Tin | Yellow | - | | | |
| 32 | X | Gold | Black | 1-1827872-6 | 34.6 | 11.3 | 12.5 |
| | | Tin | Natural | - | | | |
| | | Tin | Red | 5-1871056-6 | | | |
| 34 | X | Gold | Black | 1-1827872-7 | 36.6 | 11.3 | 12.5 |
| | Y | Gold | Black | 2-1827872-7 | | | |
| 40 | X | Gold | Black | 1-1827872-0 | 42.6 | 11.3 | 12.5 |
| | | Tin | Black | 1-1871315-0 | | | |
| | X | Tin | Natural | 1-1871056-0 | | | |
| | | Tin | Yellow | 3-1871056-0 | | | |
| | | Tin | Red | 5-1871056-0 | | | |

## SMT Type

### • Board-Mounting Tab Header

Vertical type

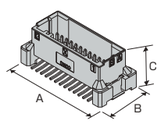


| No.of Pos. | Keying | Plating | Color | Part Number | Dimensions | | |
|---|---|---|---|---|---|---|---|
| | | | | | A | B | C |
| 26 | X | Gold | Black | 1-1939995-3 | 34.6 | 16.3 | 13.5 |
| | Y | Gold | Black | 2-1939995-3 | | | |
| 40 | X | Gold | Black | 1-1939995-0 | 48.6 | 16.3 | 13.5 |
| | Y | Gold | Black | 2-1939995-0 | | | |

Note: All Part Numbers are RoHS compliant.
You need to confirm LOT and lead time.







## D-1200 Single Row/High Voltage Types

### Part Number Chart

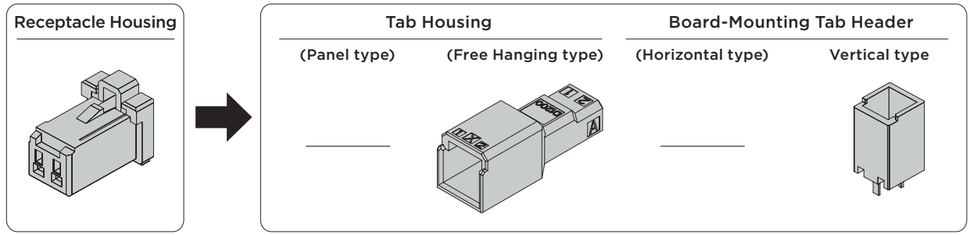


| No. of Pos | Color | Keying | Receptacle Housing | Plating | Tab Housing | | Board-Mounting Tab Header | |
|---|---|---|---|---|---|---|---|---|
| | | | | | Panel type | Free Hanging type | Horizontal type | Vertical type |
| 2 | Black | X | 1-1871465-2 | Gold | - | 1-1903129-2 | - | 1-1871468-2 |
| | - | Y | - | - | - | - | - | - |

### Related product information

Application Contact ...P.13
Performance • Specifications ...P.11

### Fitting Dimensions

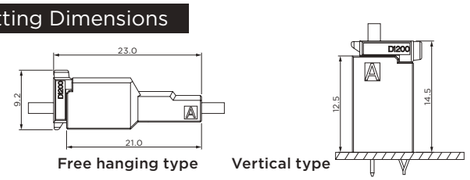


Free hanging type Vertical type

### External Dimensions

### • Receptacle Housing

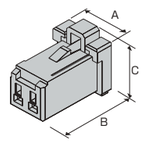


| No.of Pos. | Keying | Plating | Color | Part Number | Dimensions | | |
|---|---|---|---|---|---|---|---|
| | | | | | A | B | C |
| 2 | X | - | Black | 1-1871465-2 | 7.6 | 11.3 | 9.2 |

### • Tab Housing

Free Hanging type

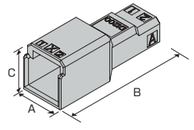


| No.of Pos. | Keying | Plating | Color | Part Number | Dimensions | | |
|---|---|---|---|---|---|---|---|
| | | | | | A | B | C |
| 2 | X | - | Black | 1-1903129-2 | 7.6 | 21.0 | 8.0 |

### • Board-Mounting Tab Header

Vertical type

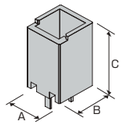


| No.of Pos. | Keying | Plating | Color | Part Number | Dimensions | | |
|---|---|---|---|---|---|---|---|
| | | | | | A | B | C |
| 2 | X | Gold | Black | 1-1871468-2 | 7.6 | 8.0 | 12.5 |

Note: All Part Numbers are RoHS compliant.

# D-1200 Single Row/High Voltage Types

## Part Number Chart

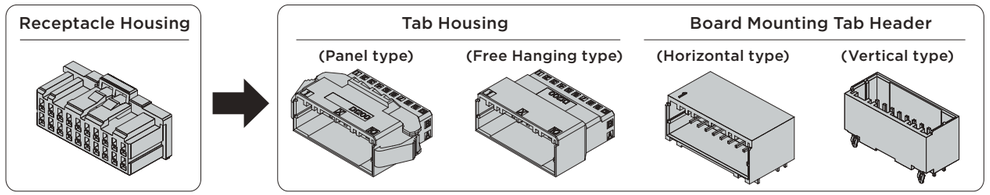


| No of Pos. | Color | Keying | Part Number | Plating | Tab Housing | | Board-Mounting Tab Header | |
|---|---|---|---|---|---|---|---|---|
| | | | | | Panel type | Free Hanging type | Horizontal type | Vertical type |
| 4 | Black | X | 1-1827864-2 | Gold | 1-1903131-2 | 1-1903130-2 | 1-1827876-2 | 1-1827875-2 |
| | | | | Tin | | | 1-1871673-2 | - |
| | Natural | | 1-1939028-2 | Gold | - | - | 1-1939818-2 | 1-1939261-2 |
| | Yellow | | - | - | - | - | 3-1939818-2 | 3-1939261-2 |
| | Black | Y | 2-1827864-2 | Gold | - | - | 2-1827876-2 | 2-1827875-2 |
| | Natural | | 2-1939028-2 | Gold | - | - | 2-1939818-2 | 2-1939261-2 |
| | Yellow | | 4-1939028-2 | Gold | - | - | 4-1939818-2 | 4-1939261-2 |
| 6 | Black | X | 1-1827864-3 | Gold | 1-1903131-3 | 1-1903130-3 | 1-1827876-3 | 1-1827875-3 |
| | Black | | - | Tin | - | - | - | 1-2040558-3 |
| | Natural | | 1-1939028-3 | Gold | - | 1-1939796-3 | 1-1939818-3 | 1-1939261-3 |
| | Yellow | | 3-1939028-3 | Gold | - | - | 3-1939818-3 | 3-1939261-3 |
| | Black | Y | 2-1827864-3 | Gold | 2-1903131-3 | 2-1903130-3 | 2-1827876-3 | 2-1827875-3 |
| | Natural | | 2-1939028-3 | Gold | - | 2-1939796-3 | 2-1939818-3 | 2-1939261-3 |
| | Yellow | | 4-1939028-3 | Gold | - | - | 4-1939818-3 | 4-1939261-3 |
| 8 | Black | X | 1-1827864-4 | Gold | 1-1903131-4 | 1-1903130-4 | 1-1827876-4 | 1-1827875-4 |
| | Natural | | 1-1939028-4 | Gold | - | - | 1-1939818-4 | 1-1939261-4 |
| | Black | Y | 2-1827864-4 | Gold | 2-1903131-4 | 2-1903130-4 | 2-1827876-4 | 2-1827875-4 |
| 10 | Black | X | 1-1827864-5 | Gold | - | - | - | 1-1827875-5 |
| | Natural | | 1-1939028-5 | Gold | - | - | - | 1-1939261-5 |
| | Black | Y | 2-1827864-5 | Gold | - | - | - | 2-1827875-5 |
| 12 | Black | X | 1-1827864-6 | Gold | 1-1903131-6 | 1-1903130-6 | 1-1827876-6 | 1-1827875-6 |
| | | | | Tin | | | 1-1871673-6 | - |
| | Black | Y | 2-1827864-6 | Gold | - | - | 2-1827876-6 | 2-1827875-6 |
| 20 | Black | X | 1-1827864-0 | Gold | 1-1903131-0 | 1-1903130-0 | 1-1827876-0 | 1-1827875-0 |
| | Black | Y | 2-1827864-0 | Gold | 2-1903131-0 | 2-1903130-0 | 2-1827876-0 | 2-1827875-0 |

## Related product information

Application Contact ...P.13
Performance • Specifications ...P.11

Note: All Part Numbers are RoHS compliant.
You need to confirm LOT and lead time.







# D-1200D 2 Row High Voltage Types

## Fitting Dimensions

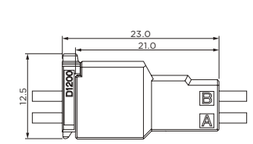


Panel/Free Hanging type

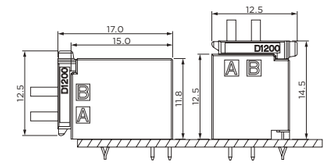


Horizontal/Vertical type

## External Dimensions

• Receptacle Housing

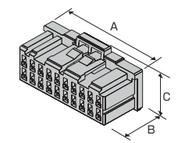


| No.of Pos. | Keying | Plating | Color | Part number | Dimensions | | |
|---|---|---|---|---|---|---|---|
| | | | | | A | B | C |
| 4 | X | - | Black | 1-1827864-2 | 7.6 | 11.3 | 12.5 |
| | | - | Natural | 1-1939028-2 | | | |
| | Y | - | Black | 2-1827864-2 | | | |
| | | - | Natural | 2-1939028-2 | | | |
| | | - | Yellow | 4-1939028-2 | | | |
| 6 | X | - | Black | 1-1827864-3 | 10.1 | 11.3 | 12.5 |
| | | - | Natural | 1-1939028-3 | | | |
| | | - | Yellow | 3-1939028-3 | | | |
| | Y | - | Black | 2-1827864-3 | | | |
| | | - | Natural | 2-1939028-3 | | | |
| | | - | Yellow | 4-1939028-3 | | | |
| 8 | X | - | Black | 1-1827864-4 | 12.6 | 11.3 | 12.5 |
| | | - | Natural | 1-1939028-4 | | | |
| | Y | - | Black | 2-1827864-4 | | | |
| 10 | X | - | Black | 1-1827864-5 | 15.1 | 11.3 | 12.5 |
| | | - | Natural | 1-1939028-5 | | | |
| | Y | - | Black | 2-1827864-5 | | | |
| 12 | X | - | Black | 1-1827864-6 | 17.6 | 11.3 | 12.5 |
| | Y | - | Black | 2-1827864-6 | | | |
| 20 | X | - | Black | 1-1827864-0 | 27.6 | 11.3 | 12.5 |
| | Y | - | Black | 2-1827864-0 | | | |

• Tab Housing

Panel type

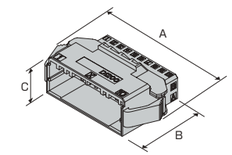


| No.of Pos. | Keying | Plating | Color | Part number | Dimensions | | |
|---|---|---|---|---|---|---|---|
| | | | | | A | B | C |
| 4 | X | - | Black | 1-1903131-2 | 17.1 | 21.0 | 13.9 |
| 6 | X | - | Black | 1-1903131-3 | 19.6 | 21.0 | 13.9 |
| | Y | - | | 2-1903131-3 | | | |
| 8 | X | - | Black | 1-1903131-4 | 22.1 | 21.0 | 13.9 |
| | Y | - | | 2-1903131-4 | | | |
| 12 | X | - | Black | 1-1903131-6 | 27.1 | 21.0 | 13.9 |
| 20 | X | - | Black | 1-1903131-0 | 37.1 | 21.0 | 13.9 |
| | Y | - | | 2-1903131-0 | | | |

Free Hanging type

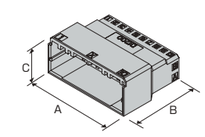


| No.of Pos. | Keying | Plating | Color | Part number | Dimensions | | |
|---|---|---|---|---|---|---|---|
| | | | | | A | B | C |
| 4 | X | - | Black | 1-1903130-2 | 7.6 | 21.0 | 11.3 |
| 6 | X | - | Black | 1-1903130-3 | 10.1 | 21.0 | 11.3 |
| | | - | Natural | 1-1939796-3 | | | |
| | Y | - | Black | 2-1903130-3 | | | |
| | | - | Natural | 2-1939796-3 | | | |
| 8 | X | - | Black | 1-1903130-4 | 12.6 | 21.0 | 11.3 |
| | Y | - | | 2-1903130-4 | | | |
| 12 | X | - | Black | 1-1903130-6 | 17.6 | 21.0 | 11.3 |
| 20 | X | - | Black | 1-1903130-0 | 27.6 | 21.0 | 11.3 |
| | Y | - | | 2-1903130-0 | | | |

Note: All Part Numbers are RoHS compliant.
You need to confirm LOT and lead time.

## D-1200D 2 Row High Voltage Types

• Board-Mounting Tab Header

Horizontal types

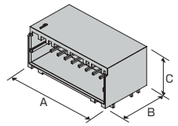


| No.of Pos. | Keying | Plating | Color | Part number | Dimensions | | |
|---|---|---|---|---|---|---|---|
| | | | | | A | B | C |
| 4 | X | Gold | Black | 1-1827876-2 | 7.6 | 15.0 | 11.8 |
| | | Tin | Black | 1-1871673-2 | | | |
| | | Gold | Natural | 1-1939818-2 | | | |
| | | Gold | Yellow | 3-1939818-2 | | | |
| | Y | Gold | Black | 2-1827876-2 | | | |
| | | Gold | Natural | 2-1939818-2 | | | |
| | | Gold | Yellow | 4-1939818-2 | | | |
| 6 | X | Gold | Black | 1-1827876-3 | 10.1 | 15.0 | 11.8 |
| | | Gold | Natural | 1-1939818-3 | | | |
| | | Gold | Yellow | 3-1939818-3 | | | |
| | Y | Gold | Black | 2-1827876-3 | | | |
| | | Gold | Natural | 2-1939818-3 | | | |
| | | Gold | Yellow | 4-1939818-3 | | | |
| 8 | X | Gold | Black | 1-1827876-4 | 12.6 | 15.0 | 11.8 |
| | | Gold | Natural | 1-1939818-4 | | | |
| | Y | Gold | Black | 2-1827876-4 | | | |
| 12 | X | Gold | Black | 1-1827876-6 | 17.6 | 15.0 | 11.8 |
| | | Tin | Black | 1-1871673-6 | | | |
| | Y | Gold | Black | 2-1827876-6 | | | |
| 20 | X | Gold | Black | 1-1827876-0 | 27.6 | 15.0 | 11.8 |
| | Y | Gold | Blackt | 2-1827876-0 | | | |

Vertical types

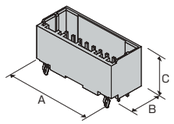


| No.of Pos. | Keying | Plating | Color | Part number | Dimensions | | |
|---|---|---|---|---|---|---|---|
| | | | | | A | B | C |
| 4 | X | Gold | Black | 1-1827875-2 | 7.6 | 11.3 | 12.5 |
| | | Gold | Natural | 1-1939261-2 | | | |
| | | Gold | Yellow | 3-1939261-2 | | | |
| | Y | Gold | Black | 2-1827875-2 | | | |
| | | Gold | Natural | 2-1939261-2 | | | |
| | | Gold | Yellow | 4-1939261-2 | | | |
| 6 | X | Gold | Black | 1-1827875-3 | 10.1 | 11.3 | 12.5 |
| | | Tin | Black | 1-2040558-3 | | | |
| | | Gold | Natural | 1-1939261-3 | | | |
| | | Gold | Yellow | 3-1939261-3 | | | |
| | Y | Gold | Black | 2-1827875-3 | | | |
| | | Gold | Natural | 2-1939261-3 | | | |
| | | Gold | Yellow | 4-1939261-3 | | | |
| 8 | X | Gold | Black | 1-1827875-4 | 12.6 | 11.3 | 12.5 |
| | | Gold | Natural | 1-1939261-4 | | | |
| | Y | Gold | Black | 2-1827875-4 | | | |
| 10 | X | Gold | Black | 1-1827875-5 | 15.1 | 11.3 | 12.5 |
| | | Gold | Natural | 1-1939261-5 | | | |
| | Y | Gold | Black | 2-1827875-5 | | | |
| 12 | X | Gold | Black | 1-1827875-6 | 17.6 | 11.3 | 12.5 |
| | Y | Gold | Black | 2-1827875-6 | | | |
| 20 | X | Gold | Black | 1-1827875-0 | 27.6 | 11.3 | 12.5 |
| | Y | Gold | Black | 2-1827875-0 | | | |

## SMT Type

• Board-Mounting Tab Header

Vertical type

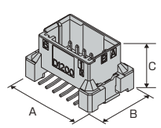


| No.of Pos. | Keying | Plating | Color | Part number | Dimensions | | |
|---|---|---|---|---|---|---|---|
| | | | | | A | B | C |
| 12 | X | Gold | Black | 1-2013407-6 | 23.6 | 16.3 | 13.5 |

Note: All Part Numbers are RoHS compliant.
You need to confirm LOT and lead time.







## D1500T 3 Row High Voltage Modular Type

### Part Number Chart

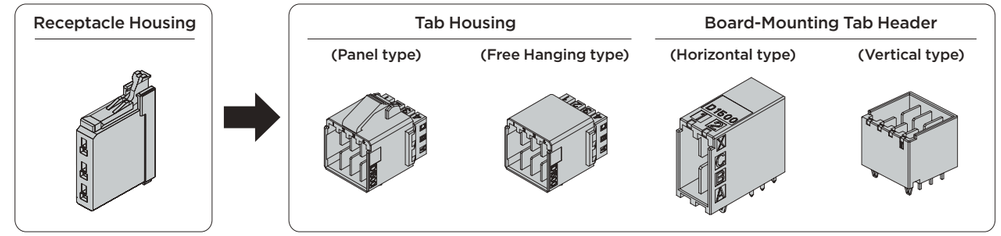


| No.of Pos. | Color | Keying | Receptacle housing | Plating | Tab housing | | Board-mounting tab header | |
|---|---|---|---|---|---|---|---|---|
| | | | | | Panel type | Free hanging type | Horizontal type | Vertical type |
| 3 | Black | X | 1-1827579-1 | Gold | - | 1-2040444-1 | - | 1-1827581-1 |
| 6 | Black | X | 1-2069029-2 | Gold | 1-2040404-2 | 1-2040444-2 | 1-1827583-2 | 1-1827581-2 |
| 9 | Black | X | 1-2069029-3 | Gold | 1-2040404-3 | 1-2040444-3 | - | 1-1827581-3 |
| 12 | Black | X | 1-2069029-4 | Gold | 1-2040404-4 | 1-2040444-4 | - | 1-1827581-4 |
| 36 | Black | X | - | Gold | 3-2040404-2 | - | - | - |

### Related product information

Application Contact ...P.13
Performance • Specifications ...P.11

### Dimensions

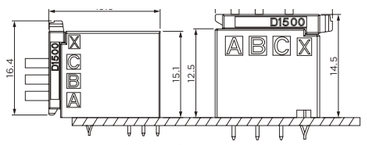


Horizontal/Vertical type

•Receptacle Housing

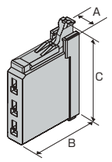


| No.of Pos. | Keying | Plating | Color | Part number | Dimensions | | |
|---|---|---|---|---|---|---|---|
| | | | | | A | B | C |
| 3 | X | - | Black | 1-1827579-1 | 3.3 | 11.3 | 16.4 |
| 6 | X | - | Black | 1-2069029-2 | 6.8 | 11.3 | 16.4 |
| 9 | X | - | Black | 1-2069029-3 | 10.3 | 11.3 | 16.4 |
| 12 | X | - | Black | 1-2069029-4 | 13.8 | 11.3 | 16.4 |

Note: All Part Numbers are RoHS compliant.
You need to confirm LOT and lead time.

# D-1500T Series 3-Row High Voltage Modular Type

## External Dimensions

### • Tab Housing
Panel type

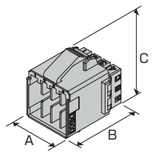


| No.of Pos. | Keying | Plating | Color | Part number | Dimensions | | |
|---|---|---|---|---|---|---|---|
| | | | | | A | B | C |
| 6 | X | - | Black | 1-2040404-2 | 8.5 | 21.0 | 24.5 |
| 9 | X | - | Black | 1-2040404-3 | 12.0 | 21.0 | 24.5 |
| 12 | X | - | Black | 1-2040404-4 | 15.5 | 21.0 | 24.5 |
| 36 | X | - | Black | 3-2040404-2 | 43.5 | 21.0 | 24.5 |

### • PCB Mounting Tab Header
Horizontal type

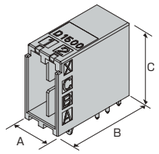


| No.of Pos. | Keying | Plating | Color | Part number | Dimensions | | |
|---|---|---|---|---|---|---|---|
| | | | | | A | B | C |
| 6 | X | Gold | Black | 1-1827583-2 | 8.1 | 17.5 | 15.1 |

### • Tab Housing
Free hanging type

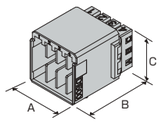


| No.of Pos. | Keying | Plating | Color | Part number | Dimensions | | |
|---|---|---|---|---|---|---|---|
| | | | | | A | B | C |
| 3 | X | - | Black | 1-2040444-1 | 3.0 | 21.0 | 15.0 |
| 6 | X | - | Black | 1-2040444-2 | 6.5 | 21.0 | 15.0 |
| 9 | X | - | Black | 1-2040444-3 | 10.0 | 21.0 | 15.0 |
| 12 | X | - | Black | 1-2040444-4 | 13.5 | 21.0 | 15.0 |

### • PCB Mounting Tab Header
Vertical type

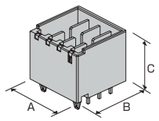


| No.of Pos. | Keying | Plating | Color | Part number | Dimensions | | |
|---|---|---|---|---|---|---|---|
| | | | | | A | B | C |
| 3 | X | Gold | Black | 1-1827581-1 | 4.6 | 14.6 | 12.5 |
| 6 | X | Gold | Black | 1-1827581-2 | 8.1 | 14.6 | 12.5 |
| 9 | X | Gold | Black | 1-1827581-3 | 11.6 | 14.6 | 12.5 |
| 12 | X | Gold | Black | 1-1827581-4 | 15.1 | 14.6 | 12.5 |

NOTE: All products are RoHS compliant On selection.
You need to confirm LOT and lead time







# D-1500T Junction box

## Part Number Chart

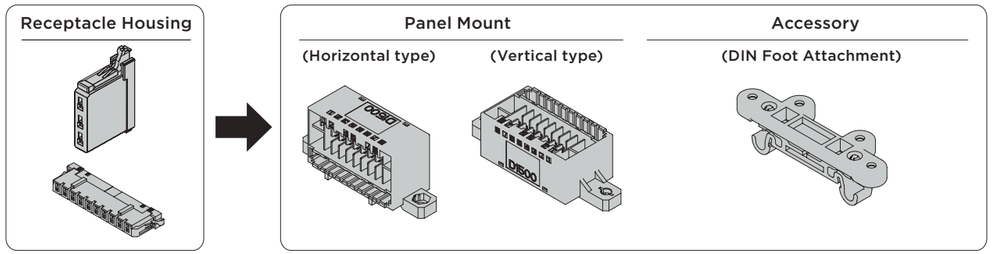


| No.of Pos. | Color | Keying | Receptacle Housing | Plating | Panel Mount | | Accessory |
|---|---|---|---|---|---|---|---|
| | | | | | Horizontal type | Vertical type | DIN foot attachment kit |
| 3 | Black | X | 1-1827579-1 | - | - | - | - |
| 10 | Black | - | 1971150-1 | | | | |
| 34 | Black | | | Gold | 1971151-1 | 1971151-2 | 1971182-1* |

*DIN Foot Attachment Kit contents as follows
- DIN Foot Attachment x1
- M3 Fixing Screw x4

## Related product information

Application Contact ...P.13
Performance • Specifications ...P.11

## External dimensions

### • Receptacle Housing

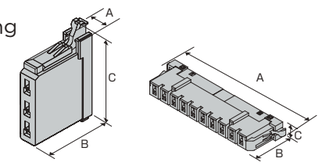


| No.of Pos. | Keying | Plating | Color | Part number | Dimensions | | |
|---|---|---|---|---|---|---|---|
| | | | | | A | B | C |
| 3 | X | - | Black | 1-1827579-1 | 3.3 | 11.3 | 16.4 |
| 10 | - | - | Black | 1971150-1 | 42.2 | 11.3 | 4.6 |

### • Panel Mount
Horizontal type

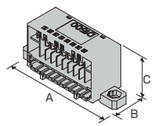


| No.of Pos. | Keying | Plating | Color | Part number | Dimensions | | |
|---|---|---|---|---|---|---|---|
| | | | | | A | B | C |
| 34 | - | Gold | Black | 1971151-1 | 57.7 | 18.7 | 24.6 |

Vertical type

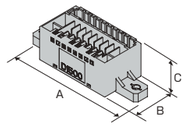


| No.of Pos. | Keying | Plating | Color | Part number | Dimensions | | |
|---|---|---|---|---|---|---|---|
| | | | | | A | B | C |
| 34 | - | Gold | Black | 1971151-2 | 64.8 | 22.8 | 18.2 |

### • Accessory
DIN Foot Attachment Kit

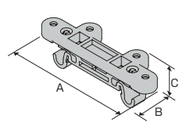


| No.of Pos. | Keying | Plating | Color | Part number | Dimensions | | |
|---|---|---|---|---|---|---|---|
| | | | | | A | B | C |
| - | - | - | Black | 1971182-1 | 67.5 | 19.0 | 18.1 |

NOTE: All products are RoHS compliant On selection.
You need to confirm LOT and lead time

## D-1900D 2-Row Spring Clamp type

### Part Number Chart

**Recepacle Housing**

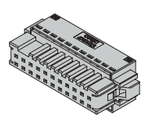

| Tab Housing | | Board Mount Header | |
|---|---|---|---|
| (Panel type) | (Free Hanging type) | (Horizontal type) | (Vertical type) |
| ——— | ——— | 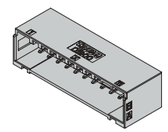 | 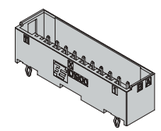 |

| No of Pos. | Color | Keying | Receptacle Assembly | Tab Housing | | Board Mount Header | |
|---|---|---|---|---|---|---|---|
| | | | Spring Clamp | Panel type | Free Hanging type | Horizontal type | Vertical type |
| 8 | Black | X | 1-1871940-4 | - | - | 1-1871935-4 | 1-2013325-4 |
| 12 | Black | X | 1-1871940-6 | - | - | 1-1871935-6 | 1-2013325-6 |
| 16 | Black | X | 1-1871940-8 | - | - | 1-1871935-8 | - |
| 22 | Black | X | 2-1871940-1 | - | - | 2-1871935-1 | 2-2013325-1 |
| 30 | Black | X | 2-1871940-5 | - | - | 2-1871935-5 | - |
| 38 | Black | X | 2-1871940-9 | - | - | 2-1871935-9 | - |

### Related product information

Application Contact ...P.13
Performance • Specifications ...P.11

### Mating Dimension

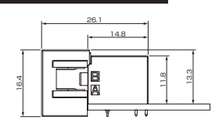


Horizontal type
(Receptacle Assembly)

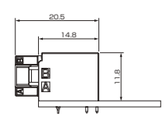


Horizontal type
(Receptacle Accessory)

### External Dimensions

• Receptacle Assembly
(Spring Clamp)

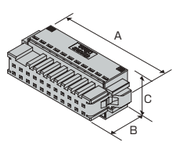


| No.of Pos. | Keying | Plating | Color | Part number | Dimensions | | |
|---|---|---|---|---|---|---|---|
| | | | | | A | B | C |
| 8 | X | Gold | Black | 1-1871940-4 | 25.2 | 20.6 | 16.4 |
| 12 | X | Gold | Black | 1-1871940-6 | 32.2 | 20.6 | 16.4 |
| 16 | X | Gold | Black | 1-1871940-8 | 39.2 | 20.6 | 16.4 |
| 22 | X | Gold | Black | 2-1871940-1 | 49.7 | 20.6 | 16.4 |
| 30 | X | Gold | Black | 2-1871940-5 | 63.7 | 20.6 | 16.4 |
| 38 | X | Gold | Black | 2-1871940-9 | 77.7 | 20.6 | 16.4 |

• Bound Mount Header
Horizontal type

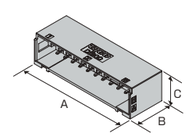


| No.of Pos. | Keying | Plating | Color | Part number | Dimensions | | |
|---|---|---|---|---|---|---|---|
| | | | | | A | B | C |
| 8 | X | Gold | Black | 1-1871935-4 | 19.8 | 14.8 | 11.8 |
| 12 | X | Gold | Black | 1-1871935-6 | 26.8 | 14.8 | 11.8 |
| 16 | X | Gold | Black | 1-1871935-8 | 33.8 | 14.8 | 11.8 |
| 22 | X | Gold | Black | 2-1871935-1 | 44.3 | 14.8 | 11.8 |
| 30 | X | Gold | Black | 2-1871935-5 | 58.3 | 14.8 | 11.8 |
| 38 | X | Gold | Black | 2-1871935-9 | 72.3 | 14.8 | 11.8 |

Vertical type

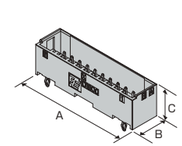


| No.of Pos. | Keying | Plating | Color | Part number | Dimensions | | |
|---|---|---|---|---|---|---|---|
| | | | | | A | B | C |
| 8 | X | Gold | Black | 1-2013325-4 | 20.2 | 11.5 | 12.5 |
| 12 | X | Gold | Black | 1-2013325-6 | 26.8 | 11.5 | 12.5 |
| 22 | X | Gold | Black | 2-2013325-1 | 44.3 | 11.5 | 12.5 |

You need to confirm LOT and lead time







## D-2000 Series

### Series Introduction

The D-2000 series is a compact connector in the Dynamic series and has the specifications for industrial machinery. Its proprietary concept long contact wiping length provides the high-reliability needed for industrial machinery. The line-up also includes the multi-position drawer type not found in any other series and the hybrid type that integrates signal and power lines in a single connector.



### Features

1. Terminal and Housing Construction are Twist Resistant
   The box shape receptacle contact is highly resistant to twisting and the housing slit also prevents angled mating to increase reliability.
2. Contact Wiping Length
   Attaining the reliability needed for industrial machinery in a compact size by using a long contact wiping length.
3. Wire Sizes:
   With its 2.5 mm pitch, it is a compact series, yet it can use 18 AWG wires, which are often used in industrial equipment.
4. Audible Latching
   Obvious lock sound and feeling when mating means work can be done without mistakes, such as mismating (half-mating), even if the connection cannot be seen.
5. Keying
   The housing is keyed (with a slit), so differentiating between X keys and Y keys prevents mismating. It is also possible to make more key patterns by using keying plugs.
6. Center Locking
   This is the first application of a center lock in the Dynamic series. On-board space requirements can be minimized because these connectors can be mounted in a tight space for high-density mounting on boards requiring signal lines.
7. Drawer Type
   The drawer type connector was developed with a floating construction on one side for applications where it is not possible to see the connection. There can be up to 50 positions, the highest in the series. These connectors make it possible to make connections between units without looking.
8. Hybrid Type
   For signal lines use the D-2000 connector, for power lines use the D-3000 connector. The D-2600 series combines signal and power lines in a single connector. This cuts on-board space requirements and improves maintenance.

# D-2000 Series Performance Specifications and Standards



## Performance Specifications

| Item | 2100S/D | 2100M | 2600D |
|---|---|---|---|
| Pitch | 2.5mm | | |
| Current Rating | 5A max | 2.6A max | 3.2A max |
| Voltage Rating | 250V AC/DC | | |
| Dielectric Withstanding Voltage | 1500V AC | 2300V AC | 1500V AC |
| Total Resistance | 5mΩ max (initial) 10mΩ max (final) | | |
| Insertion Strength | 4.9N max (per pole) | | |
| Withdrawal strength | 0.29N max (per pole) | | |
| Durability | 500 times | | |
| Lock Strength | 39.2N min | - | 98N min |

## No. of Pos/Wire size/Current rating

D-2100S/D value

| No.of pos | Wire size | | | | | |
|---|---|---|---|---|---|---|
| | #18 | #20 | #22 | #24 | #26 | #28 |
| 3 | 5 | 4.5 | 4.3 | 3.3 | 2.9 | 2.3 |
| 6 | 5 | 4.2 | 4 | 2.7 | 2.5 | 2 |
| 8 | 4.5 | 4 | 3.5 | 2.5 | 2.2 | 1.8 |
| 12 | 4 | 3.5 | 3 | 2.3 | 1.9 | 1.5 |
| 16 | 3.2 | 2.8 | 2.4 | 2 | 1.6 | 1.2 |
| 20 | 3.2 | 2.8 | 2.4 | 2 | 1.6 | 1.2 |

## Product Specifications Manual Materials & Construction

| Series name | D-2100S/D | D-2100M | D-2600D |
|---|---|---|---|
| Product standards | 108-5619 | 108-5659 | 108-78301 |
| Application Spec | 114-5258 | | |
| Instruction Sheet (Hand Tool) | 411-5897 | | |
| Instruction Sheet (Extraction Tool PN) | 411-5900 (1276716-1) | | |

Please refer to the standards on P. 35 for the D-3000 contact used in D-2600D
Please refer to the manual when using the product. An e-Catalogue is also available for download from the Internet.

## Materials and Plating

| Category | Material | Completion |
|---|---|---|
| Receptacle Contact Tab Contact | Copper alloy | Nickel undercoat gold plating (0.38μm) |
| Board side Tab post | Copper alloy | Tin plating and nickel undercoat gold plating (0.38μm) |
| Housing | UL94V-0 glass-reinforced thermoplastic PBT | |

## Safety Standards

The following safety standards have been approved depending on model number. Please check each model number to see if it has been approved or not. Also, please be aware that these may not match TE's own performance specifications.

| Series / Standards | D-2100 series | | | D-2100M drawer type | | |
|---|---|---|---|---|---|---|
| | Current Rating | Voltage rating | Temperature rating | Current rating | Voltage rating | Temperature rating |
| Product standards 108-5619 general 108-5659 drawer type | 250V AC/DC | 5A 1 pole | -55°C-+105°C | 250V AC/DC | 2.6A AWG#20 hours 50 pole load | -5°C-+105°C |
| UL File No.E28476 | Determined according to the requirements of the machine in use | Determined according to the requirements of the machine in use | - | Determined according to the requirements of the machine in use | Determined according to the requirements of the machine in use | - |
| CSA Report No. LR 7189 | 250V AC/DC | AWG#24-#28: 3.3A AWG#18-#22: 5A | - | 250V AC/DC | max 5A per pole | - |
| TÜV License No. R 9950679 | 125V AC/DC | 5A | -55°C-+105°C | 125V AC/DC | max 5A per pole | -5°C-+105°C |





# D-2000 Series Configurations



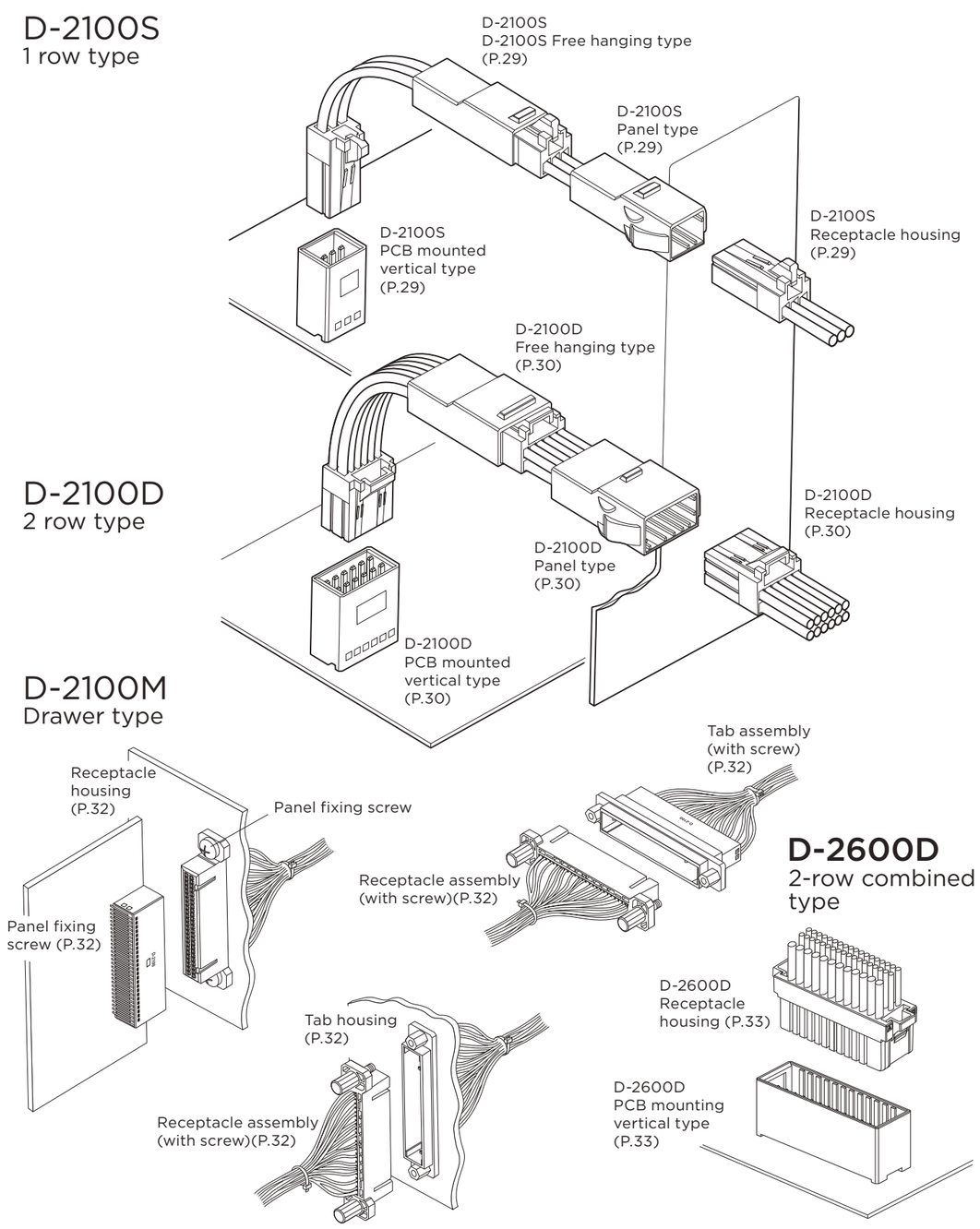

## D-2000 Series Contact



• Crimped type (gold plating thickness 0.38 μ m)

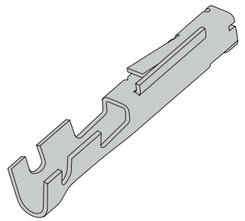

Receptacle Contact
• used in receptacle housing

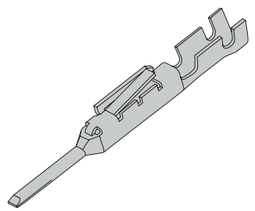

Tab Contact
• used in tab housing

| Applicable Wiring Range | | Insulation Wire Outer Diameter mm | Wire Range Mark | Contact Part Number | | | | Applicable Tool Part Number | |
|---|---|---|---|---|---|---|---|---|---|
| | | | | Receptacle Contact | | Tab Contact | | Hand Tool | Mini Applicator |
| AWG | mm² | | | Strip Form | Loose Piece | Strip Form | Loose Piece | | |
| 28 | 0.09 | 0.88-1.3 | S | 1318106-1 | 1318108-1 | 1318110-1 | 1318112-1 | 91576-1 | 2151240-1 |
| 26 | 0.12 | | | | | | | | |
| 24 | 0.20 | 1.11-1.43 | | | | | | | |
| 22 | 0.30 | 1.26-1.8 | M | 1318105-1 | 1318107-1 | 1318109-1 | 1318111-1 | 91595-1 | 2151071-1 |
| 20 | 0.50 | | | | | | | | |
| 18 | 0.85 | 1.79-1.9 | | | | | | | |

Note: When placing your order, please check with the confirmed sales slots.
Please contact our sales department or purchase distributor for more information.

For mini applicator, please contact with the sales department.

The receptacle contact can be used in all receptacle housings, the tab contact can be used in all tab housings.
Details of the applicable tools are available from P. 107

NOTE: All products are RoHS compliant On selection.
You need to confirm LOT and lead time





## D-2100S 1-Row Standard Type



### Part Number Chart

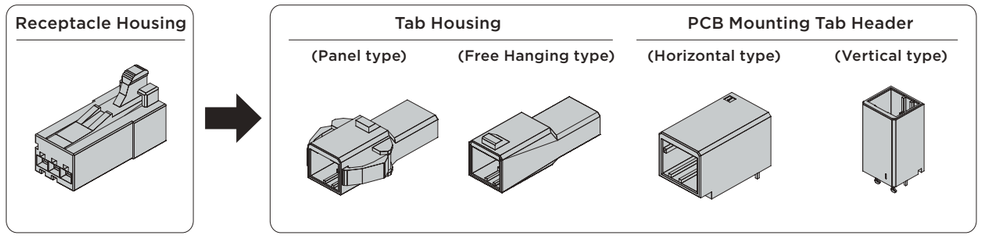


| No of Pos. | Color | Key | Receptacle Housing | Plating | Tab Housing | | PCB Mounting Tab Header | |
|---|---|---|---|---|---|---|---|---|
| | | | | | Panel type | Free Hanging type | Horizontal type | Vertical type |
| 3 | Black | X | 1-1318120-3 | | 1-1318116-3 | 1-1318117-3 | 1376135-1 | 1318123-1 |
| | Black | Y | 2-1318120-3 | | 2-1318116-3 | 2-1318117-3 | 1376135-2 | 1318123-2 |
| | Black | Z | 3-1318120-3 | Gold | - | - | 1376135-3 | - |
| | Black | X | 1-1473074-3 | Gold | - | - | - | 1-1318123-1 |

The * mark means drawer type

### Related product information

Application Contact ...P.28
Performance • Specifications ...P.26

### Mating Dimension

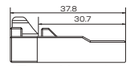


Panel/Free Hanging type

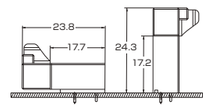


Horizontal type/Vertical type

### External Dimension

• Receptacle Housing

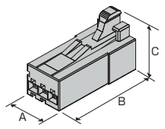


| No.of Pos. | Keying | Plating | Color | Part Number | Dimensions | | |
|---|---|---|---|---|---|---|---|
| | | | | | A | B | C |
| 3 | X | - | Black | 1-1318120-3 | 8.9 | 20.0 | 12.0 |
| | Y | - | Black | 2-1318120-3 | | | |
| | Z | - | Black | 3-1318120-3 | | | |
| | X | - | Black | 1-1473074-3 | 8.9 | 20.0 | 11.8 |

• Tab Housing

Panel type

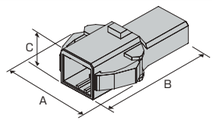


| No.of Pos. | Keying | Plating | Color | Part Number | Dimensions | | |
|---|---|---|---|---|---|---|---|
| | | | | | A | B | C |
| 3 | X | - | Black | 1-1318116-3 | 19.7 | 30.7 | 9.5 |
| | Y | - | Black | 2-1318116-3 | | | |

Free Hanging type

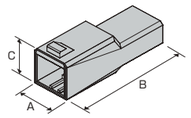


| No.of Pos. | Keying | Plating | Color | Part Number | Dimensions | | |
|---|---|---|---|---|---|---|---|
| | | | | | A | B | C |
| 3 | X | - | Black | 1-1318117-3 | 10.2 | 30.7 | 9.5 |
| | Y | - | Black | 2-1318117-3 | | | |

• PCB Mounting Tab Header
Horizontal type

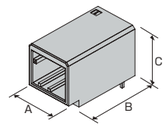


| No.of Pos. | Keying | Plating | Color | Part Number | Dimensions | | |
|---|---|---|---|---|---|---|---|
| | | | | | A | B | C |
| 3 | X | Gold | Black | 1376135-1 | 10.2 | 17.7 | 11.0 |
| | Y | Gold | Black | 1376135-2 | | | |
| | Z | Gold | Black | 1376135-3 | | | |

Vertical type

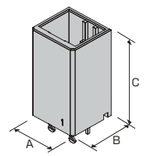


| No.of Pos. | Keying | Plating | Color | Part Number | Dimensions | | |
|---|---|---|---|---|---|---|---|
| | | | | | A | B | C |
| 3 | X | Gold | Black | 1318123-1 | 10.2 | 9.5 | 17.8 |
| | | Gold | Black | 1-1318123-1 | | | |
| | Y | Gold | Black | 1318123-2 | | | |

NOTE: All products are RoHS compliant On selection.
You need to confirm LOT and lead time

# D-2100D 2-Row Standard Type



## Part Number Chart

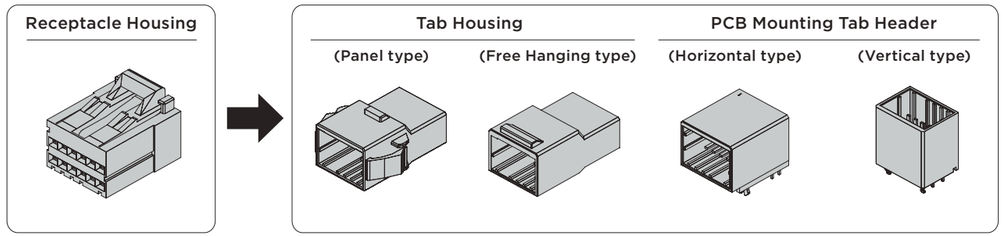


| No of Pos. | Color | Keying | Receptacle Housing | Plating | Tab Housing | | PCB Mounting Tab Header | |
|---|---|---|---|---|---|---|---|---|
| | | | | | Panel Type | Free Hanging type | Horizontal type | Vertical type |
| 6 | Black | X | 1-1318119-3 | Gold | 1-1318114-3 | 1-1318115-3 | 1376136-1 | 1318124-1 |
| | Black | Y | 2-1318119-3 | Gold | 2-1318114-3 | 2-1318115-3 | 1376136-2 | 1318124-2 |
| 8 | Black | X | 1-1318119-4 | Gold | 1-1318114-4 | 1-1318115-4 | 1376009-1 | 1318125-1 |
| | | | | | | | 1-1376009-1* | 1-1318125-1* |
| | Black | Y | 2-1318119-4 | Gold | 2-1318114-4 | 2-1318115-4 | 1376009-2 | 1318125-2 |
| | | | | | | | | 1-1318125-2* |
| 12 | Black | X | 1-1318118-6 | Gold | 1-1318114-6 | 1-1318115-6 | 1376020-1 | 1318126-1 |
| | | | | | | | | 1-1318126-1* |
| | Black | Y | 2-1318118-6 | Gold | 2-1318114-6 | - | 1376020-2 | 1318126-2 |
| | | | | | | | | 1-1318126-2* |
| | Black | Z | 3-1318118-6 | Gold | - | - | - | 1318126-3 |
| 16 | Black | X | 1-1318118-8 | Gold | - | - | - | 1747994-1 |
| | Black | Y | 2-1318118-8 | Gold | - | - | - | 1747994-2 |
| 20 | Black | X | 1-1318118-9 | Gold | 1-1318114-9 | 1-1318115-9 | 1376137-1 | 1318127-1 |
| | Black | Y | 2-1318118-9 | Gold | 2-1318114-9 | 2-1318115-9 | 1376137-2 | 1318127-2 |

* sequential type

## Related product information

Application Contact ...P.28
Performance • Specifications ...P.26

## Mating Dimension

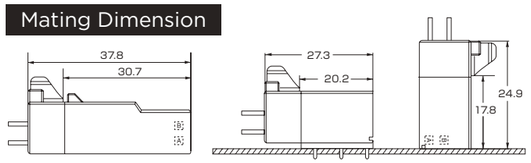


Panel/Free Hanging type | Horizontal type | Vertical type

NOTE: All products are RoHS compliant On selection.
You need to confirm LOT and lead time





D-2100D 2-Row Standard Type



## External dimension

• Receptacle Housing

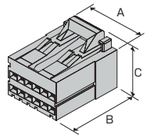


| No.of Pos. | Keying | Plating | Color | Part Number | Dimensions | | |
|---|---|---|---|---|---|---|---|
| | | | | | A | B | C |
| 6 | X | - | Black | 1-1318119-3 | 8.3 | 20.0 | 15.8 |
| | Y | - | Black | 2-1318119-3 | | | |
| 8 | X | - | Black | 1-1318119-4 | 10.8 | 20.0 | 15.8 |
| | Y | - | Black | 2-1318119-4 | | | |
| 12 | X | - | Black | 1-1318118-6 | 15.8 | 20.0 | 14.8 |
| | Y | - | Black | 2-1318118-6 | | | |
| | Z | - | Black | 3-1318118-6 | | | |
| 16 | X | - | Black | 1-1318118-8 | 20.8 | 20.0 | 14.8 |
| | Y | - | Black | 2-1318118-8 | | | |
| 20 | X | - | Black | 1-1318118-9 | 25.8 | 20.0 | 14.8 |
| | Y | - | Black | 2-1318118-9 | | | |

• Tab Housing
Panel type

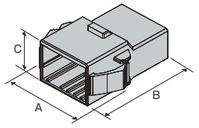


| No.of Pos. | Keying | Plating | Color | Part Number | Dimensions | | |
|---|---|---|---|---|---|---|---|
| | | | | | A | B | C |
| 6 | X | - | Black | 1-1318114-3 | 19.7 | 30.7 | 13.2 |
| | Y | - | Black | 2-1318114-3 | | | |
| 8 | X | - | Black | 1-1318114-4 | 22.2 | 30.7 | 13.2 |
| | Y | - | Black | 2-1318114-4 | | | |
| 12 | X | - | Black | 1-1318114-6 | 27.2 | 30.7 | 13.2 |
| | Y | - | Black | 2-1318114-6 | | | |
| 20 | X | - | Black | 1-1318114-9 | 37.2 | 30.7 | 13.2 |
| | Y | - | Black | 2-1318114-9 | | | |

• Tab Housing
Free Hanging type

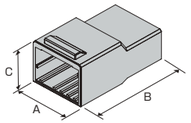


| No.of Pos. | Keying | Plating | Color | Part Number | Dimensions | | |
|---|---|---|---|---|---|---|---|
| | | | | | A | B | C |
| 6 | X | Gold | Black | 1-1318115-3 | 10.2 | 30.7 | 10.7 |
| | Y | Gold | Black | 2-1318115-3 | | | |
| 8 | X | Gold | Black | 1-1318115-4 | 12.7 | 30.7 | 10.7 |
| | Y | Gold | Black | 2-1318115-4 | | | |
| 12 | X | Gold | Black | 1-1318115-6 | 17.7 | 30.7 | 10.7 |
| 20 | X | Gold | Black | 1-1318115-9 | 27.7 | 30.7 | 10.7 |
| | Y | Gold | Black | 2-1318115-9 | | | |

• Board Mount Tab Header
Horizontal type

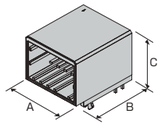


| No.of Pos. | Keying | Plating | Color | Part Number | Dimensions | | |
|---|---|---|---|---|---|---|---|
| | | | | | A | B | C |
| 6 | X | Gold | Black | 1376136-1 | 10.2 | 20.2 | 14.7 |
| | Y | Gold | Black | 1376136-2 | | | |
| 8 | X | Gold | Black | 1376009-1<br>1-1376009-1* | 12.7 | 20.2 | 14.7 |
| | Y | Gold | Black | 1376009-2 | | | |
| 12 | X | Gold | Black | 1376020-1 | 17.7 | 20.2 | 14.7 |
| | Y | Gold | Black | 1376020-2 | | | |
| 20 | X | Gold | Black | 1376137-1 | 27.7 | 20.2 | 14.7 |
| | Y | Gold | Black | 1376137-2 | | | |

* sequential type

• Board Mount Tab Header
Vertical type

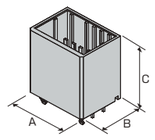


| No.of Pos. | Keying | Plating | Color | Part Number | Dimensions | | |
|---|---|---|---|---|---|---|---|
| | | | | | A | B | C |
| 6 | X | Gold | Black | 1318124-1 | 10.2 | 13.2 | 17.8 |
| | Y | Gold | Black | 1318124-2 | | | |
| 8 | X | Gold | Black | 1318125-1<br>1-1318125-1* | 12.7 | 13.2 | 17.8 |
| | Y | Gold | Black | 1318125-2<br>1-1318125-2* | | | |
| 12 | X | Gold | Black | 1318126-1<br>1-1318126-1* | 17.7 | 13.2 | 17.8 |
| | Y | Gold | Black | 1318126-2<br>1-1318126-2* | | | |
| | Z | Gold | Black | 1318126-3 | | | |
| 16 | X | Gold | Black | 1747994-1 | 22.7 | 13.2 | 17.8 |
| | Y | Gold | Black | 1747994-2 | | | |
| 20 | X | Gold | Black | 1318127-1 | 27.7 | 13.2 | 17.8 |
| | Y | Gold | Black | 1318127-2 | | | |

* sequential type

NOTE: All products are RoHS compliant On selection.
You need to confirm LOT and lead time

# D-2100M 2-Row Standard Multipostion Type (drawer)



## Part Number Chart

**Receptacle Housing**

**Drawer type**

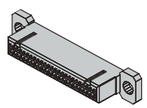

**Tab Housing**

**Panel type**

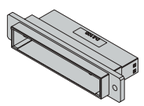

**Free Hanging type**

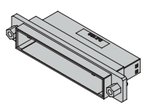

**PCB Mounting Tab Header**

**Horizontal type**

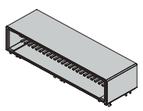

**Vertical type**

———

| No.of Pos. | Color | Keying | Receptacle Housing | | Plating | Tab Housing | | PCB Mounting Tab Header | |
|---|---|---|---|---|---|---|---|---|---|
| | | | Type | Models Number | | Panel type | Free Hanging type | Horizontal type | Vertical type |
| 50 | Black | - | Drawer | 1318577-1 | Gold | 1318578-1<br>1318578-2 with nut | - | 1318579-1 | - |
| | Black | - | Drawer with screw | 1376072-2 | - | - | 1376073-2 | - | - |

## Related product information

Application Contact ...P.28
Performance • Specifications ...P.26
Accessories ...P.112

## Mating Dimension

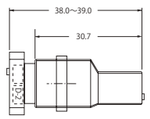


**Panel / free hanging type**

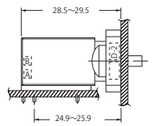


## External dimension

• Receptacle Housing
• Receptacle Housing (With Screw)

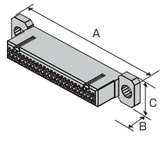


| No.of Pos. | Keying | Plating | Color | Part Number | Dimensions | | |
|---|---|---|---|---|---|---|---|
| | | | | | A | B | C |
| 50 | - | - | Black | 1318577-1 | 88.5 | 20.0 | 16.6 |
| 50 | - | - | Black | 1376072-2 | 88.5 | 32.0 | 16.6 |

• Tab Housing
Panel type

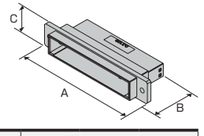


| No.of Pos. | Keying | Plating | Color | Part Number | Dimensions | | |
|---|---|---|---|---|---|---|---|
| | | | | | A | B | C |
| 50 | - | - | Black | 1318578-1 | 86.1 | 30.7 | 15.9 |
| | - | - | Black | 1318578-2 (with nut) | | | |

NOTE: All products are RoHS compliant On selection.
You need to confirm LOT and lead time

• Receptacle Assembly (With Screw)
Free Hanging type

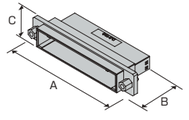


| No.of Pos. | Keying | Plating | Color | Part Number | Dimensions | | |
|---|---|---|---|---|---|---|---|
| | | | | | A | B | C |
| 50 | - | - | Black | 1376073-2 | 86.1 | 30.7 | 15.9 |

• PCB Mounting Tab Header
Horizontal type

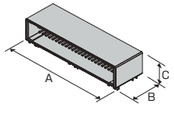


| No.of Pos. | Keying | Plating | Color | Part Number | Dimensions | | |
|---|---|---|---|---|---|---|---|
| | | | | | A | B | C |
| 50 | - | Gold | Black | 1318579-1 | 68.5 | 21.1 | 15.4 |





# D-2600D 2-Row Combined Type



## Part Number Chart

**Receptacle Housing**

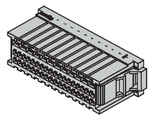

**Tab Housing**

**(Panel type)**

———

**(Free Hanging type)**

**PCB Mounting Board Mount Tab Header**

**(Horizontal type)**

———

**(Vertical type)**

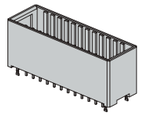

| No of Pos. | Color | Keying | Receptacle Housing | Plating | Tab Housing | | PCB Mounting Tab Header | |
|---|---|---|---|---|---|---|---|---|
| | | | | | Panel type | Free Hanging type | Horizontal type | Vertical type |
| 48 | Black | - | 1827540-1 | Gold | - | - | - | 1827538-1 |

## Related product information

Application Contact ...P.28, 38
Performance • Specifications ...P.26

## Mating Dimension

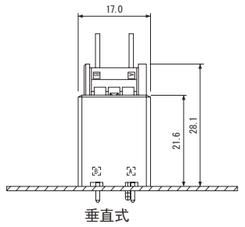


## External Dimension

• Receptacle Housing

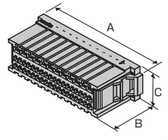


| No.of pos. | Keying | Plating | Color | Part number | Dimensions | | |
|---|---|---|---|---|---|---|---|
| | | | | | A | B | C |
| 48 | - | - | Black | 1827540-1 | 58.7 | 22.8 | 15.8 |

• PCB Mounting Tab Header
Vertical type

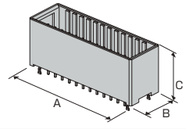


| No.of pos. | Keying | Plating | Color | Part number | Dimensions | | |
|---|---|---|---|---|---|---|---|
| | | | | | A | B | C |
| 48 | - | Gold | Black | 1827538-1 | 55.9 | 18.0 | 21.6 |

# D-3000 Series

## Series Introduction

The 3000 series is the main Dynamic Series. They are widely used as industrial 'signal' and 'power' connectors.

Pin layout comes in three types: standard 3.81mm pitch high voltage, 5.08mm pitch type and 7.5mm spring clamp pitch type.

The former one is used for signal circuits and the latter two are for high-voltage circuits.

For power source usage, it meets recent demands for small size and high power due to the increasing miniaturisation of the machinery, and the newly developed copper alloy, which can carry a higher current of 15A per pole despite its small size.

This concept is based on the development of the Dynamic Series to cover as wide a range of solutions for as many customers as possible. This concept makes the D-3000 series terminals fit all the housings, and the wide variety of which means that it is not necessary for a customer to look outside of this range for every requirement.



## Product Features

- An anti-twist structure developed for the motor industry will lead to the release of our anti-twist receptacle contact box structure The box contact has 3 points of contact and gives stable reliability in a real-world environment
- 3 Plating types are available depending on applications, to meet the customer's cost, performance requirements and applications. Under a normal environment with few insertions and withdrawals tin plating can be used, where there is a large number of insertions and withdrawals then gold plating 0.38 m thick shoud be used. Further where the environment is deleterious then gold plating at 0.76 m thick can be selected
- 2 types of contact pressures are available depending on application: standard Contact pressure for withstanding a large number of insertions and withdrawals or other extreme environments, and high Contact pressure for vibration prone applications
- High Current
  Despite its small size, it conducts up to 15A (at a maximum temperature of 30℃ ). The latest developed copper alloy adds to the reliability of the 3-point contact structure
- Audible Latching
  When mating, a clear 'lock' sound and vibration will be felt by the assembler, that can prevent working 'blind' mis-mating (or halfmating) problems
- Keying
  The housing provides a keying (slit), hence mis-matings can be prevented by using the X and Y keys separately. At the same time, the keying plug can be used to create new key patterns.







# 3000 Series Performance Specifications Standards

## Performance Specifications

| Item \ Pitch | 150 mil 3.81mm | 200mil 5.08mm |
|---|---|---|
| Voltage Rating | 250V AC/DC | 600V AC/DC |
| Current Rating | 1 pole : 15A<br>3 pole : 12A<br>6 pole : 9.5A<br>16 pole : 8A<br>(AWG#16 for use as powersource) | |
| contact resistance | 10mΩmax | |
| Dielectric Withstanding Voltage | 1,500V AC (1 minute) | 2,200V AC (1 minute) |
| Operating Temperature | -55- 105℃ | |

## Pos. Number/Wire size/Rated current

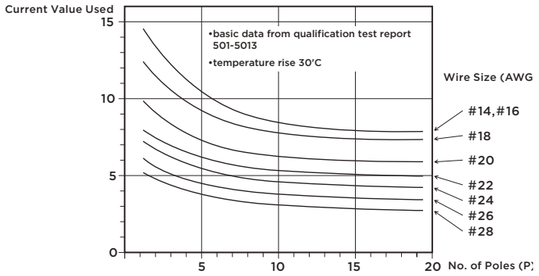


## Performance Specifications* Manual

| | |
|---|---|
| Product standards | 108-5349 |
| Test report | 501-5013 |
| Mounting application standard | 114-5148 |
| Pull tool product number (234168-1) manual | 411-5726 |

| Hand tool manual | |
|---|---|
| Tool product number | Instruction Sheet No |
| 91565-1<br>91559-1<br>91558-1<br>91560-1<br>91561-1 | 408-8547-1 |
| 1762954-1 | 411-78206 |
| 1762956-1 | 411-78207 |

Please order the manual concurrently.
An E-Catalogue is also available for download from the internet

## Material & Finish

| Category | Material | Completion |
|---|---|---|
| Receptacle contact<br>Tab contact | copper alloy | bright tin plating or nickel undercoat gold plating |
| PCB side tab post | copper alloy | tin plating or nickel undercoat gold plating |
| Housing | UL94V-0 glass-reinforced thermoplastic PBT, PPS (SMT type), or liquid crystal polymer (motor connector), Black | |

## Safety Specifications

The following safety standards have been approved depending on model number Please check each model number to see if it has been approved or not. Also, please be aware that these may not match TE.'s own performance specifications.

| | D-3100, D - 3400 series (3.81mm pitch) | | | D-3200, D - 3500 series (5.08mm pitch) | | |
|---|---|---|---|---|---|---|
| | Voltage Rating | Current Rating | Temperature Rating | Voltage Rating | Current Rating | Temperature Rating |
| 108-5349 | 250V AC/DC | upper table | 55 - 105 | 600V AC/DC | upper table | -55℃ -+105℃ |
| product standards 108-5349 | Based on the requirements of machine in use | Based on the requirements of machine in use | - | Based on the requirements of machine in use | Based on the requirements of machine in use | - |
| UL<br>File No.E28476<br>Recognized Component | 250V AC/DC | 8 A MAXIMUM | - | 250V AC/DC | 8 A MAXIMUM | - |
| CSA Report No. LR7189 | 250V AC<br>300V DC | | -20℃ -+105℃ | 400V AC<br>300V DC | | -20℃ -+105℃ |
| TÜV<br>License No.<br>9151488 R (EN 61984).<br>IP protection IP -00.<br>overvoltage classification (III)<br>Repeated inserts and withdrawals 50 circles | 250V AC<br>300V DC | AWG / A<br>28 / 2<br>26 / 3<br>24 / 3<br>22 / 4<br>20 / 5<br>18 / 6<br>16 / 8<br>14 / 8 | -20℃ -+105℃ | 400V AC<br>300V DC | AWG / A<br>28 / 2<br>26 / 3<br>24 / 3<br>22 / 4<br>20 / 5<br>18 / 6<br>16 / 8<br>14 / 8 | -20℃ -+105℃ |
| | - | Same as above | Same as above | 250V AC<br>300V DC | Same as above | Same as above |

## D-3000 Series Applications List

Applicable to both signal circuit and power supply circuit carrying a maximum current of 15A per pole, a full lineup is available from Wire-to-Wire panel type and free hanging type, to Wire-to-Board horizontal and vertical type.

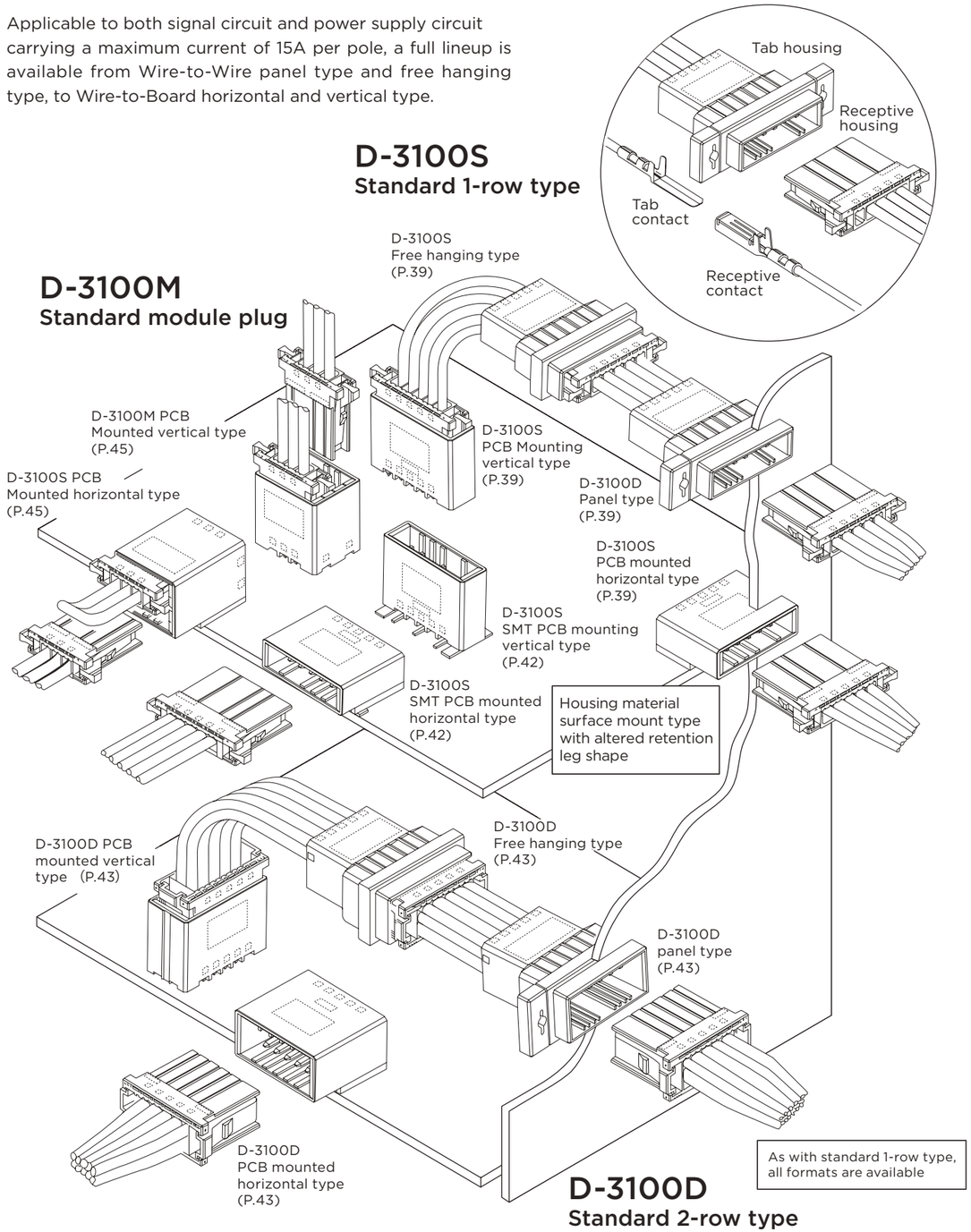






## D-3000 Series Applications List

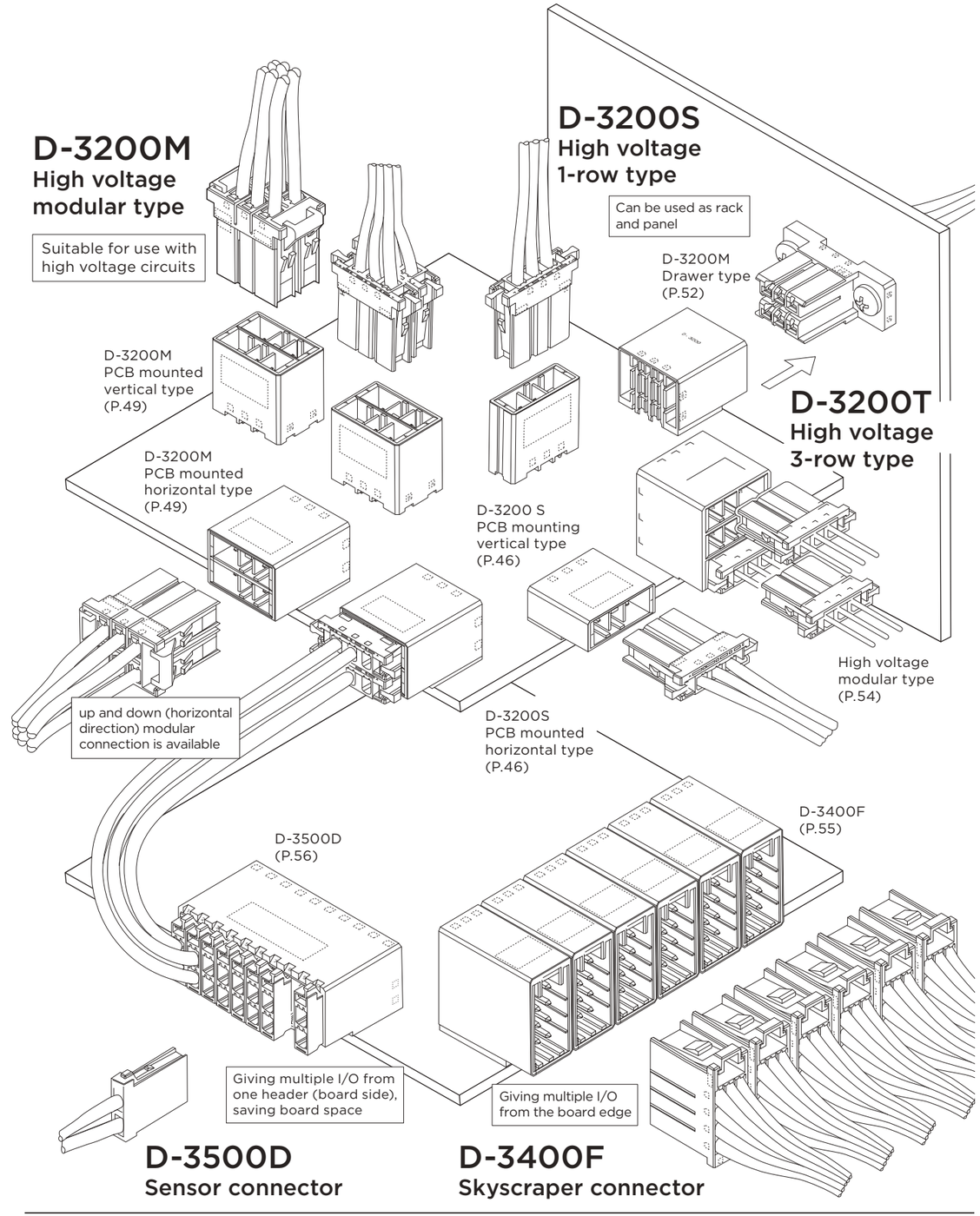

## D-3000 Series D-3 Contact and Applicable Tools

• Crimped types

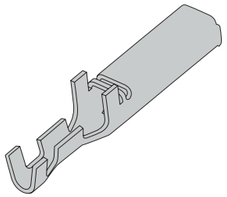

**Receptacle Contact (used in Receptacle Housing)**

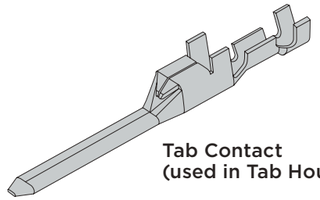

**Tab Contact (used in Tab Housing)**

| Applicable Wiring Range | | Wire Insulation outer diameter mm ※1 | Wire Range Mark | Contact Part Number | | | | | Applicable Tool Product Number | |
|---|---|---|---|---|---|---|---|---|---|---|
| | | | | Receptacle Contact | | | Tab Contact | | | |
| AWG | mm² | | | | Strip Form | Loose Piece | Strip form | Loose Piece | Hand Tool CCII Hand Tool PEW12 Hand Tool* PEW12 dice only | Mini Applicator |
| 28<br>26 | 0.08<br>0.12 | 0.8-1.2 | S | Standard Contact pressure (gold plating only) | 175194-□ | 175216-□ | 175284-□ | 175287-□ | 91565-1 | 2088631-2 |
| 24 | 0.20 | 1.0-1.4 | | High Contact pressure | 1-175194-□ | 1-175216-□ | 175287-□ | | | |
| 24 | 0.20 | 1.2-1.6 | M | Standard Contact pressure (gold plating only) | 175195-□ | 175217-□ | 175285-□ | 175288-□ | 91559-1<br>1762954-1*<br>1762955-1 | 2151080-1 |
| 22<br>20 | 0.30<br>0.50 | 1.7-2.6 | | High Contact pressure | 1-175195-□ | 1-175217-□ | 175288-□ | | | |
| 20<br>18 | 0.50<br>0.85 | 1.8-2.8 | L | Standard Contact pressure (gold plating only) | 175196-□ | 175218-□ | 175286-□ | 175289-□ | 91558-1<br>1762956-1*<br>1762957-1 | 2151018-1 |
| 16 | 1.25 | 2.2-2.8 | | High Contact pressure | 1-175196-□ | 1-175218-□ | 175289-□ | | | |
| 16 | 1.25 | 2.2-2.8 | 2L | Standard Contact pressure (gold plating only) | 917484-□ | 917511-□ | 917485-□ | 917512-□ | 91560-1 | 1426353-2 |
| 14 | 2.20 | | | High Contact pressure | 1-917484-□ | 1-917511-□ | 917512-□ | | | |
| 16 | 1.25 | 3.1-3.3 | 3L | Standard Contact pressure (gold plating only) | 353715-□ | 353717-□ | 353716-□ | 353718-□ | 91561-1 | 2151073-1 |
| 14 | 2.20 | 3.3-3.8 | | High Contact pressure | 1-353715-□ | 1-353717-□ | 353718-□ | | | |

Reference: plating code
-2:0.38 μ m thickness gold plating
-3:0.76 μ m thickness gold plating
-5: tin plating (high Contact voltage type only)

Please contact our sales department or authorized distributor for more information. For mini applicator, please contact our sales department

The strip form contact is for use with mini applicator (bench machine) while the loose piece contact is for use with hand tools.

※ 1 insulated covering diameter is for loose connectors
For connected type please refer to 114-5148
PEW12 is a die-exchangeable hand tool. * with die. product number of the handle only is 9-1478240-0

The receptacle contact can be used in all receptacle housings, while the tab contact can be used in all tabs housings Details of the applicable tool are available from P. 107

NOTE: all products are RoHS compliant On selection.You need to confirm LOT and lead time





## D-3100S 1-Row Standard Types

### Part Number Chart

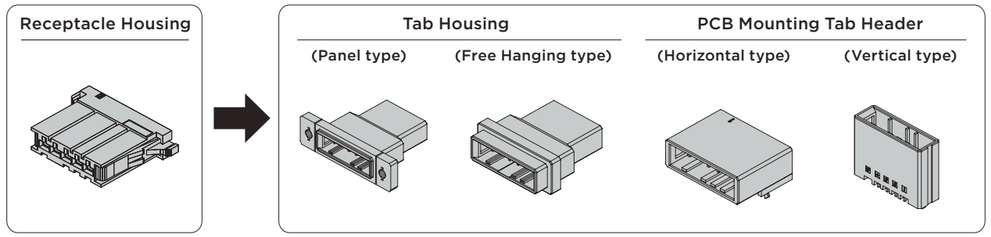


| No.of Pos. | Color | Keying | Receptacle Housing | Plating | Tab Housing | | | PCB Mounting Tab Header | |
|---|---|---|---|---|---|---|---|---|---|
| | | | | | Panel | Free Hanging type | L bracket | Horizontal | Vertical type |
| 3 | Black | X | 1-178288-3 | Gold | 1-178802-3 | 1-177648-3 | S | 1-178293-2 | 1-178313-2 |
| | | | | Gold | | | | 1-178293-3 | 1-178313-3 |
| | | | | Tin | | | | 1-178293-5 | 1-178313-5 |
| | Black | X | - | Tin | - | - | S | - | 6-178313-5 |
| | Black | Y | 2-178288-3 | Gold | 2-178802-3 | 2-177648-3 | S | 2-178293-2 | 2-178313-2 |
| | | | | Gold | | | | 2-178293-3 | 2-178313-3 |
| | | | | Tin | | | | 2-178293-5 | 2-178313-5 |
| 4 | Black | X | 1-178288-4 | Gold | - | - | - | 1-178294-2 | 1-178314-2 |
| | | | | Gold | | | | 1-178294-3 | 1-178314-3 |
| | | | | Tin | | | | 1-178294-5 | 1-178314-5 |
| | Black | Y | 2-178288-4 | Gold | - | - | - | 2-178294-2 | 2-178314-2 |
| | | | | Gold | | | | 2-178294-3 | 2-178314-3 |
| | | | | Tin | | | | | 2-178314-5 |
| 5 | Black | X | 1-178288-5 | Gold | 1-178802-5 | 1-177648-5 | L | 1-178295-2 | 1-178315-2 |
| | | | | Gold | | | | 1-178295-3 | 1-178315-3 |
| | | | | Tin | | | | 1-178295-5 | 1-178315-5 |
| 6 | Black | X | 1-178288-6 | Gold | - | - | - | 1-178296-2 | 1-178316-2 |
| | | | | Gold | | | | 1-178296-3 | 1-178316-3 |
| | | | | Tin | | | | 1-178296-5 | 1-178316-5 |
| | Black | Y | 2-178288-6 | Gold | - | - | - | 2-178296-2 | 2-178316-2 |
| | | | | Gold | | | | - | 2-178316-3 |
| | | | | Tin | | | | - | 2-178316-5 |
| 8 | Black | X | 1-178288-7 | Gold | 1-178802-7 | 1-177648-7 | L | 1-178297-2 | 1-178317-2 |
| | | | | Gold | | | | 1-178297-3 | 1-178317-3 |
| | | | | Tin | | | | 1-178297-5 | 1-178317-5 |
| 10 | Black | X | 1-178288-8 | Gold | 1-178802-8 | 1-177648-8 | L | 1-178298-2 | 1-178318-2 |
| | | | | Gold | | | | 1-178298-3 | 1-178318-3 |
| | | | | Tin | | | | 1-178298-5 | 1-178318-5 |
| | Black | Y | 2-178288-8 | Gold | 2-178802-8 | 2-177648-8 | L | 2-178298-3 | 2-178318-2 |

### Related product information

Application Contact ...P.38
Performance • Specifications ...P.35
Accessories ...P.110, 112

NOTE: All products are RoHS compliant On selection.
You need to confirm LOT and lead time

### Mating Dimension

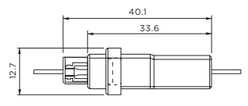


**Panel/Free-hanging**

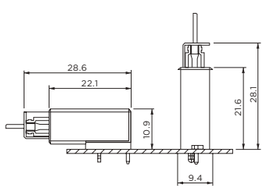


**Horizontal Vertical type**

# D-3100S 1-Row Standard Types

## External Dimension

### • Receptacle Housing

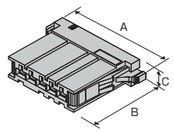


| No.of Pos. | Keying | Plating | Color | Part Number | Dimensions | | |
|---|---|---|---|---|---|---|---|
| | | | | | A | B | C |
| 3 | X | - | Black | 1-178288-3 | 26.8 | 22.8 | 7.2 |
| | Y | - | Black | 2-178288-3 | | | |
| 4 | X | - | Black | 1-178288-4 | 30.6 | 22.8 | 7.2 |
| | Y | - | Black | 2-178288-4 | | | |
| 5 | X | - | Black | 1-178288-5 | 34.4 | 22.8 | 7.2 |
| 6 | X | - | Black | 1-178288-6 | 38.2 | 22.8 | 7.2 |
| | Y | - | Black | 2-178288-6 | | | |
| 8 | X | - | Black | 1-178288-7 | 45.8 | 22.8 | 7.2 |
| 10 | X | - | Black | 1-178288-8 | 53.4 | 22.8 | 7.2 |
| | Y | - | Black | 2-178288-8 | | | |

### • Tab Housing

Panel type

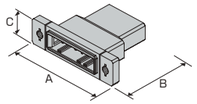


| No.of Pos. | Keying | Plating | Color | Part Number | Dimensions | | |
|---|---|---|---|---|---|---|---|
| | | | | | A | B | C |
| 3 | X | - | Black | 1-178802-3 | 40.0 | 33.6 | 12.7 |
| | Y | - | Black | 2-178802-3 | | | |
| 5 | X | - | Black | 1-178802-5 | 47.0 | 33.6 | 12.7 |
| 8 | X | - | Black | 1-178802-7 | 59.0 | 33.6 | 12.7 |
| 10 | X | - | Black | 1-178802-8 | 67.0 | 33.6 | 12.7 |
| | Y | - | Black | 2-178802-8 | | | |

Free Hanging type

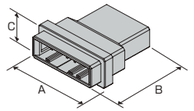


| No.of Pos. | Keying | Plating | Color | Part Number | Dimensions | | |
|---|---|---|---|---|---|---|---|
| | | | | | A | B | C |
| 3 | X | - | Black | 1-177648-3 | 25.6 | 33.6 | 12.7 |
| | Y | - | Black | 2-177648-3 | | | |
| 5 | X | - | Black | 1-177648-5 | 33.2 | 33.6 | 12.7 |
| 8 | X | - | Black | 1-177648-7 | 44.6 | 33.6 | 12.7 |
| 10 | X | - | Black | 1-177648-8 | 52.2 | 33.6 | 12.7 |
| | Y | - | Black | 2-177648-8 | | | |

## Applications

Example of elevator applications

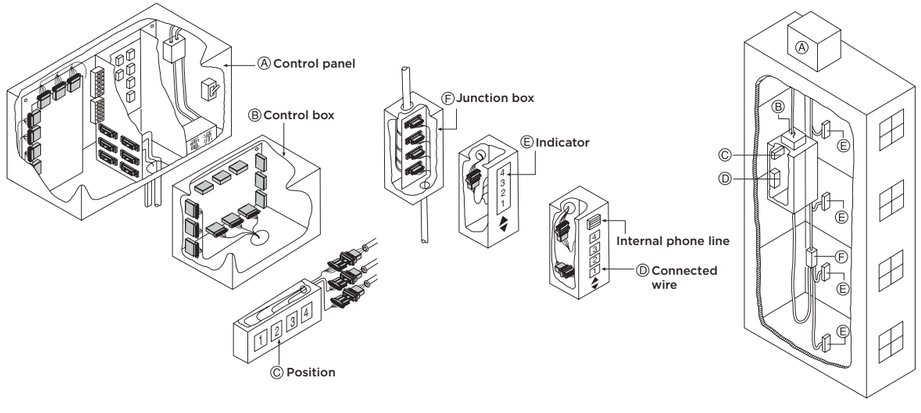


NOTE: All products are RoHS compliant On selection. You need to confirm LOT and lead time







# D-3100S 1-Row Standard Types

### • PCB Mounting Tab Header

Horizontal type

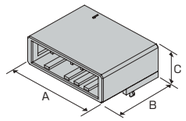


| No.of Pos. | Keying | Plating | Color | Part Number | Dimensions | | |
|---|---|---|---|---|---|---|---|
| | | | | | A | B | C |
| 3 | X | Gold | Black | 1-178293-2 | 21.6 | 22.1 | 10.9 |
| | | Gold | Black | 1-178293-3 | | | |
| | | Tin | Black | 1-178293-5 | | | |
| | Y | Gold | Black | 2-178293-2 | | | |
| | | Gold | Black | 2-178293-3 | | | |
| | | Tin | Black | 2-178293-5 | | | |
| 4 | X | Gold | Black | 1-178294-2 | 25.4 | 22.1 | 10.9 |
| | | Gold | Black | 1-178294-3 | | | |
| | | Tin | Black | 1-178294-5 | | | |
| | Y | Gold | Black | 2-178294-2 | | | |
| | | Gold | Black | 2-178294-3 | | | |
| 5 | X | Gold | Black | 1-178295-2 | 29.2 | 22.1 | 10.9 |
| | | Gold | Black | 1-178295-3 | | | |
| | | Tin | Black | 1-178295-5 | | | |
| 6 | X | Gold | Black | 1-178296-2 | 33.1 | 22.1 | 10.9 |
| | | Gold | Black | 1-178296-3 | | | |
| | | Tin | Black | 1-178296-5 | | | |
| | Y | Gold | Black | 2-178296-2 | | | |
| 8 | X | Gold | Black | 1-178297-2 | 40.7 | 22.1 | 10.9 |
| | | Gold | Black | 1-178297-3 | | | |
| | | Tin | Black | 1-178297-5 | | | |
| 10 | X | Gold | Black | 1-178298-2 | 48.3 | 22.1 | 10.9 |
| | | Gold | Black | 1-178298-3 | | | |
| | | Tin | Black | 1-178298-5 | | | |
| | Y | Gold | Black | 2-178298-3 | | | |

### • PCB Mounting Tab Header

Vertical type

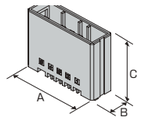


| No.of Pos. | Keying | Plating | Color | Part Number | Dimensions | | |
|---|---|---|---|---|---|---|---|
| | | | | | A | B | C |
| 3 | X | Gold | Black | 1-178313-2 | 21.6 | 9.4 | 21.6 |
| | | Gold | Black | 1-178313-3 | | | |
| | | Tin | Black | 1-178313-5 | | | |
| | | Tin | natural colour | 6-178313-5 | | | |
| | Y | Gold | Black | 2-178313-2 | | | |
| | | Gold | Black | 2-178313-3 | | | |
| | | Tin | Black | 2-178313-5 | | | |
| 4 | X | Gold | Black | 1-178314-2 | 25.4 | 9.4 | 21.6 |
| | | Gold | Black | 1-178314-3 | | | |
| | | Tin | Black | 1-178314-5 | | | |
| | Y | Gold | Black | 2-178314-2 | | | |
| | | Gold | Black | 2-178314-3 | | | |
| | | Tin | Black | 2-178314-5 | | | |
| 5 | X | Gold | Black | 1-178315-2 | 29.2 | 9.4 | 21.6 |
| | | Gold | Black | 1-178315-3 | | | |
| | | Tin | Black | 1-178315-5 | | | |
| 6 | X | Gold | Black | 1-178316-2 | 33.1 | 9.4 | 21.6 |
| | | Gold | Black | 1-178316-3 | | | |
| | | Tin | Black | 1-178316-5 | | | |
| | Y | Gold | Black | 2-178316-2 | | | |
| | | Gold | Black | 2-178316-3 | | | |
| | | Tin | Black | 2-178316-5 | | | |
| 8 | X | Gold | Black | 1-178317-2 | 40.7 | 9.4 | 21.6 |
| | | Gold | Black | 1-178317-3 | | | |
| | | Tin | Black | 1-178317-5 | | | |
| 10 | X | Gold | Black | 1-178318-2 | 48.3 | 9.4 | 21.6 |
| | | Gold | Black | 1-178318-3 | | | |
| | | Tin | Black | 1-178318-5 | | | |
| | Y | Gold | Black | 2-178318-2 | | | |

NOTE: All products are RoHS compliant On selection.
You need to confirm LOT and lead time

# D-3100S SMT Types

## Part Number Chart

**Receptacle Housing**

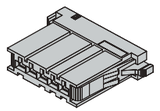

**Tab Housing**

**(Panel type)** **(Free Hanging type)**

**PCB Mounting Tab Header**

**(Horizontal type)**

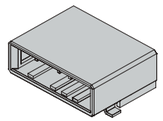

**(Vertical type)**

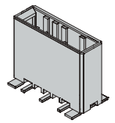

| No of Pos. | Color | Key | Receptacle Housing | Plating | Tab Housing | | PCB Mounting Tab Header | |
|---|---|---|---|---|---|---|---|---|
| | | | | | Tab Housing | Free Hanging type | Horizontal type | Vertical type |
| 5 | Black | X | 1-178288-5 | Gold | - | - | 1-177662-2 | 1-177665-2 |
| 8 | Black | X | 1-178288-7 | Gold | - | - | 1-179188-2 | - |
| | | | | | - | - | 1-179188-3 | |

## Mating Dimension

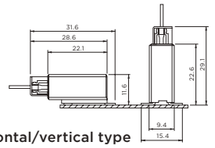


**horizontal/vertical type**

## External Dimension

• Receptacle Housing

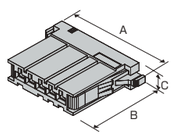


| No of Pos. | Keying | Plating | Color | Part number | Dimensions | | |
|---|---|---|---|---|---|---|---|
| | | | | | A | B | C |
| 5 | X | - | Black | 1-178288-5 | 34.4 | 22.8 | 7.2 |
| 8 | X | - | Black | 1-178288-7 | 45.8 | 22.8 | 7.2 |

• PCB Mounting Tab Header

Horizontal type

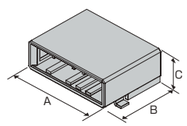


| No.of pos. | Keying | Plating | Color | Part number | Dimensions | | |
|---|---|---|---|---|---|---|---|
| | | | | | A | B | C |
| 5 | X | Gold | Black | 1-177662-2 | 29.2 | 22.1 | 11.6 |
| 8 | X | Gold | Black | 1-179188-2 | 40.7 | 22.1 | 11.6 |
| | | Gold | Black | 1-179188-3 | | | |

Vertical type

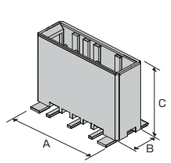


| No.of pos. | Keying | Plating | Color | Part number | Dimensions | | |
|---|---|---|---|---|---|---|---|
| | | | | | A | B | C |
| 5 | X | Gold | Black | 1-177665-2 | 29.2 | 9.4 | 22.6 |

NOTE: All products are RoHS compliant On selection.
You need to confirm LOT and lead time







# D-3100D 2-Row Standard Type

## Part Number Chart

**Receptacle Housing**

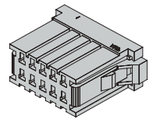

**Tab Housing**

**(Panel type)**

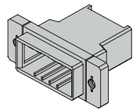

**(Free Hanging type)**

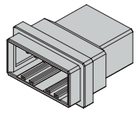

**PCB Mounting Tab Header**

**(Horizontal type)**

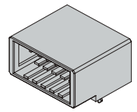

**(Vertical type)**

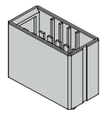

| No of Pos. | Color | Key | Receptacle Housing | Plating | Tab Housing | | | PCB Mounting Tab Header | |
|---|---|---|---|---|---|---|---|---|---|
| | | | | | Panel Type | Free Hanging Type | L Bracket | Horizontal | Vertical type |
| 6 | Black | X | 178289-3 | Gold | 178803-3 | 178964-3 | S | 178303-2 | 178323-2 |
| | | | | Gold | | | | 178303-3 | 178323-3 |
| | | | | Tin | | | | 178303-5 | 178323-5 |
| 8 | Black | X | 178289-4 | Gold | - | 178964-4 | S | 1717412-2 | 1903601-2 |
| | | | | | | | | 1717412-3 | - |
| | | | | Tin | | | | - | 1903601-5 |
| 10 | Black | X | 178289-5 | Gold | 178803-5 | 178964-5 | L | 178305-2 | 178325-2 |
| | | | | Gold | | | | 178305-3 | 178325-3 |
| | | | | Tin | | | | 178305-5 | 178325-5 |
| 12 | Black | X | 178289-6 | Gold | 178803-6 | 178964-6 | L | 178306-2 | 178326-2 |
| | | | | Gold | | | | 178306-3 | 178326-3 |
| | | | | Tin | | | | 178306-5 | 178326-5 |
| 16 | Black | X | 178289-7 | Gold | 178803-7 | 178964-7 | L | 178307-2 | 178327-2 |
| | | | | Gold | | | | 178307-3 | 178327-3 |
| | | | | Tin | | | | 178307-5 | 178327-5 |
| 20 | Black | X | 178289-8 | Gold | 178803-8 | 178964-8 | L | 178308-2 | 178328-2 |
| | | | | Gold | | | | 178308-3 | 178328-3 |
| | | | | Tin | | | | 178308-5 | 178328-5 |

## Related product information

Application Contact ...P.38
Performance • Specifications ...P.35
Accessories ...P.110, 112

## Mating Dimension

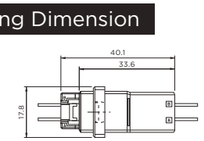


**Panel/Free hanging type**

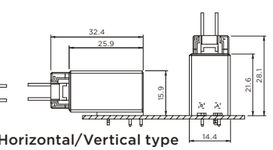


**Horizontal/Vertical type**

## Application

Programmable Controller Application Example

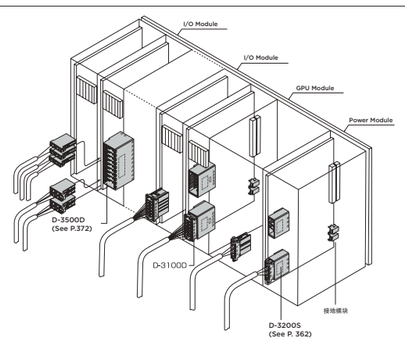


NOTE: All products are RoHS compliant On selection.
You need to confirm LOT and lead time

# D-3100D 2-Row Standard Type

## External Dimension

• Receptacle Housing

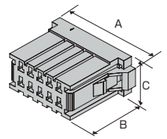


| No.of Pos. | Keying | Plating | Color | Part Number | Dimensions | | |
|---|---|---|---|---|---|---|---|
| | | | | | A | B | C |
| 6 | X | - | Black | 178289-3 | 24.4 | 22.8 | 12.5 |
| 8 | X | - | Black | 178289-4 | 28.2 | 22.8 | 12.5 |
| 10 | X | - | Black | 178289-5 | 32.0 | 22.8 | 12.5 |
| 12 | X | - | Black | 178289-6 | 35.8 | 22.8 | 12.5 |
| 16 | X | - | Black | 178289-7 | 42.7 | 22.8 | 12.5 |
| 20 | X | - | Black | 178289-8 | 51.0 | 22.8 | 12.5 |

• Tab Housing

Panel type

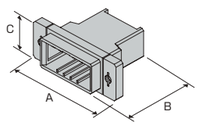


| No.of Pos. | Keying | Plating | Color | Part Number | Dimensions | | |
|---|---|---|---|---|---|---|---|
| | | | | | A | B | C |
| 6 | X | - | Black | 178803-3 | 40.0 | 33.6 | 17.8 |
| 10 | X | - | Black | 178803-5 | 47.0 | 33.6 | 17.8 |
| 12 | X | - | Black | 178803-6 | 51.0 | 33.6 | 17.8 |
| 16 | X | - | Black | 178803-7 | 59.0 | 33.6 | 17.8 |
| 20 | X | - | Black | 178803-8 | 67.0 | 33.6 | 17.8 |

• Tab Housing

Free Hanging type

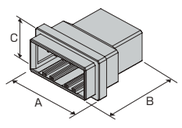


| No.of Pos. | Keying | Plating | Color | Part Number | Dimensions | | |
|---|---|---|---|---|---|---|---|
| | | | | | A | B | C |
| 6 | X | - | Black | 178964-3 | 25.6 | 33.6 | 17.8 |
| 8 | X | - | Black | 178964-4 | 29.4 | 33.6 | 17.8 |
| 10 | X | - | Black | 178964-5 | 33.2 | 33.6 | 17.8 |
| 12 | X | - | Black | 178964-6 | 37.0 | 33.6 | 17.8 |
| 16 | X | - | Black | 178964-7 | 44.6 | 33.6 | 17.8 |
| 20 | X | - | Black | 178964-8 | 52.2 | 33.6 | 17.8 |

NOTE: All products are RoHS compliant On selection.
You need to confirm LOT and lead time

• PCB Mounting Tab Header

Horizontal type

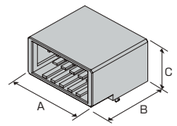


| No.of Pos. | Keying | Plating | Color | Part Number | Dimensions | | |
|---|---|---|---|---|---|---|---|
| | | | | | A | B | C |
| 6 | X | Gold | Black | 178303-2 | 21.6 | 25.9 | 15.9 |
| | X | Gold | Black | 178303-3 | | | |
| | X | Tin | Black | 178303-5 | | | |
| 8 | X | Gold | Black | 1717412-2 | 25.4 | 25.9 | 15.9 |
| | X | Gold | Black | 1717412-3 | | | |
| 10 | X | Gold | Black | 178305-2 | 29.2 | 25.9 | 15.9 |
| | X | Gold | Black | 178305-3 | | | |
| | X | Tin | Black | 178305-5 | | | |
| 12 | X | Gold | Black | 178306-2 | 33.1 | 25.9 | 15.9 |
| | X | Gold | Black | 178306-3 | | | |
| | X | Tin | Black | 178306-5 | | | |
| 16 | X | Gold | Black | 178307-2 | 40.7 | 25.9 | 15.9 |
| | X | Gold | Black | 178307-3 | | | |
| | X | Tin | Black | 178307-5 | | | |
| 20 | X | Gold | Black | 178308-2 | 48.3 | 25.9 | 15.9 |
| | X | Gold | Black | 178308-3 | | | |
| | X | Tin | Black | 178308-5 | | | |

• PCB Mounting Tab Header

Vertical type

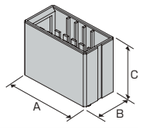


| No.of Pos. | Keying | Plating | Color | Part Number | Dimensions | | |
|---|---|---|---|---|---|---|---|
| | | | | | A | B | C |
| 6 | X | Gold | Black | 178323-2 | 21.6 | 14.4 | 21.6 |
| | X | Gold | Black | 178323-3 | | | |
| | X | Tin | Black | 178323-5 | | | |
| 8 | X | Gold | Black | 1903601-2 | 25.4 | 14.4 | 21.6 |
| | X | Tin | Black | 1903601-5 | | | |
| 10 | X | Gold | Black | 178325-2 | 29.2 | 14.4 | 21.6 |
| | X | Gold | Black | 178325-3 | | | |
| | X | Tin | Black | 178325-5 | | | |
| 12 | X | Gold | Black | 178326-2 | 33.1 | 14.4 | 21.6 |
| | X | Gold | Black | 178326-3 | | | |
| | X | Tin | Black | 178326-5 | | | |
| 16 | X | Gold | Black | 178327-2 | 40.7 | 14.4 | 21.6 |
| | X | Gold | Black | 178327-3 | | | |
| | X | Tin | Black | 178327-5 | | | |
| 20 | X | Gold | Black | 178328-2 | 48.3 | 14.4 | 21.6 |
| | X | Gold | Black | 178328-3 | | | |
| | X | Tin | Black | 178328-5 | | | |







# D-3100M 2 Row Standard Modular Type

## Part Number Chart

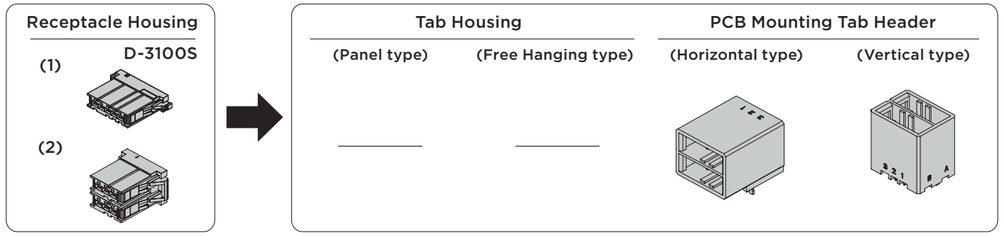


| No.of Pos. | Color | Key | Receptacle Housing | | Plating | Tab Housing | | PCB Mounting Tab Header | |
|---|---|---|---|---|---|---|---|---|---|
| | | | 1 row 3 pos. 1 | 2 rows 6 pos. | | Panel Type | Free Hanging Type | Horizontal type | Vertical type |
| 6 | Black | XX | 1-178288-3 | 1-178127-6 | Gold | - | - | 1-178137-2 | 1-178141-2 |
| | | | | | Gold | - | - | 1-178137-3 | 1-178141-3 |
| | | | | | | - | - | 1-178137-5 | 1-178141-5 |
| | Black | YY | 2-178288-3 | 2-178127-6 | Gold | - | - | 2-178137-2 | - |
| | | | | | | - | - | 2-178137-5 | |
| | Black | XY | 1-178288-3<br>2-178288-3 | 3-178127-6 | Gold | - | - | 3-178137-2 | 3-178141-2 |
| | | | | | Gold | - | - | 3-178137-3 | 3-178141-3 |
| | | | | | Tin | - | - | 3-178137-5 | 3-178141-5 |

## Related product information

Application Contact ...P.38
Performance • Specifications ...P.35

## Mating Dimension

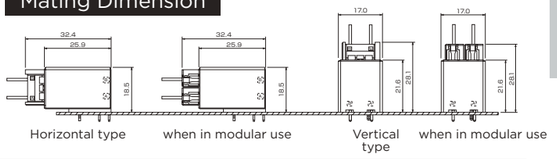


## External Dimension

• Receptacle Housing

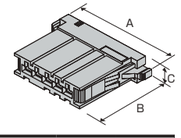


| No.of Pos. | Keying | Plating | Color | Part Number | Dimensions | | |
|---|---|---|---|---|---|---|---|
| | | | | | A | B | C |
| 3 | X | - | Black | 1-178288-3 | 26.8 | 22.8 | 7.2 |
| | Y | - | Black | 2-178288-3 | | | |

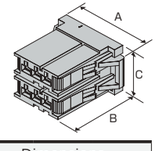


| No.of Pos. | Keying | Plating | Color | Part Number | Dimensions | | |
|---|---|---|---|---|---|---|---|
| | | | | | A | B | C |
| 6 | XX | - | Black | 1-178127-6 | 24.8 | 22.8 | 14.8 |
| | YY | - | Black | 2-178127-6 | | | |
| | XY | - | Black | 3-178127-6 | | | |

NOTE: All products are RoHS compliant On selection.
You need to confirm LOT and lead time

• PCB Mounting Tab Header

Horizontal type

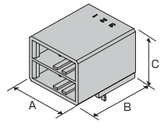


| No.of Pos. | Keying | Plating | Color | Part Number | Dimensions | | |
|---|---|---|---|---|---|---|---|
| | | | | | A | B | C |
| 6 | XX | Gold | Black | 1-178137-2 | 21.6 | 25.9 | 18.5 |
| | | Gold | Black | 1-178137-3 | | | |
| | | Tin | Black | 1-178137-5 | | | |
| | YY | Gold | Black | 2-178137-2 | | | |
| | | Tin | Black | 2-178137-5 | | | |
| | XY | Gold | Black | 3-178137-2 | | | |
| | | Gold | Black | 3-178137-3 | | | |
| | | Tin | Black | 3-178137-5 | | | |

• PCB Mounting Tab Header

Vertical type

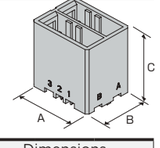


| No.of Pos. | Keying | Plating | Color | Part Number | Dimensions | | |
|---|---|---|---|---|---|---|---|
| | | | | | A | B | C |
| 6 | XX | Gold | Black | 1-178141-2 | 21.6 | 17.0 | 21.6 |
| | | Gold | Black | 1-178141-3 | | | |
| | | Tin | Black | 1-178141-5 | | | |
| | XY | Gold | Black | 3-178141-2 | | | |
| | | Gold | Black | 3-178141-3 | | | |
| | | Tin | Black | 3-178141-5 | | | |

# D-3200S 1 Row High Voltage Type

## Part Number Chart

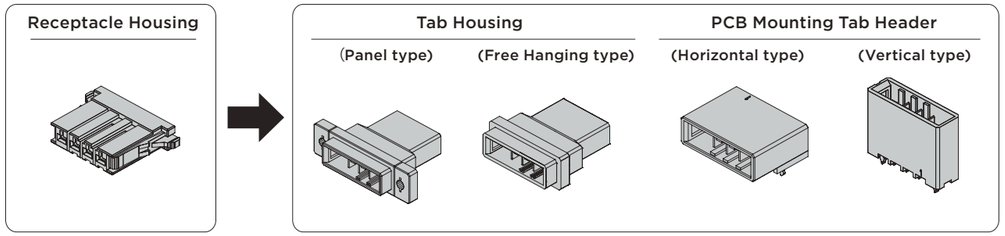


| No.of Pos. | Color | Key | Receptacle Housing | Plating | Tab Housing | | | PCB Mounting Tab Header | |
|---|---|---|---|---|---|---|---|---|---|
| | | | | | Panel Type | Free Hanging Type | L Bracket bracket | Horizontal | Vertical type |
| 2 | Black | X | 1-178128-2 | Gold | 1-179553-2 | 1-179552-2 | S | 1-179276-2 | 1-917337-2 |
| | | | | Gold | | | | 1-179276-3 | 1-917337-3 |
| | | | | Tin | | | | 1-179276-5 | 1-917337-5 |
| | Black | Y | 2-178128-2 | Gold | 2-179553-2 | 2-179552-2 | S | 2-179276-2 | 2-917337-2 |
| | | | | Gold | | | | 2-179276-3 | 2-917337-3 |
| | | | | Tin | | | | - | 2-917337-5 |
| 3 | Black | X | 1-178128-3 | Gold | 1-179553-3 | 1-179552-3 | S | 1-178138-2 | 1-178136-2 |
| | | | | Gold | | | | 1-178138-3 | 1-178136-3 |
| | | | | Tin | | | | 1-178138-5 | 1-178136-5 |
| | Black | Y | 2-178128-3 | Gold | 2-179553-3 | 2-179552-3 | S | 2-178138-2 | 2-178136-2 |
| | | | | Gold | | | | 2-178138-3 | 2-178136-3 |
| | | | | Tin | | | | 2-178138-5 | 2-178136-5 |
| | Black | Z | 3-178128-3 | Tin | - | - | - | - | 3-178136-5 |
| 4 | Black | X | 1-178128-4 | Gold | 1-179553-4 | 1-179552-4 | S | 1-179277-2 | 1-917338-2 |
| | | | | Gold | | | | 1-179277-3 | 1-917338-3 |
| | | | | Tin | | | | 1-179277-5 | 1-917338-5 |
| | Black | Y | 2-178128-4 | Gold | 2-179553-4 | 2-179552-4 | S | 2-179277-2 | 2-917338-2 |
| | | | | Gold | | | | 2-179277-3 | 2-917338-3 |
| | | | | Tin | | | | 2-179277-5 | 2-917338-5 |
| 5 | Black | X | 1-178128-5 | Gold | - | - | - | 1-316130-2 | 1-316132-2 |
| | | | | Gold | | | | 1-316130-3 | 1-316132-3 |
| | | | | Tin | | | | 1-316130-5 | 1-316132-5 |
| | Black | Y | 2-178128-5 | Gold | - | - | - | - | 2-316132-2 |
| | | | | Gold | | | | 2-316130-3 | 2-316132-3 |
| 6 | Black | X | 1-178128-6 | Gold | - | - | - | 1-316131-2 | 1-316133-2 |
| | | | | Gold | | | | 1-316131-3 | 1-316133-3 |
| | | | | Tin | | | | 1-316131-5 | 1-316133-5 |
| | Black | Y | 2-178128-6 | Gold | - | - | - | 2-316131-2 | 2-316133-2 |
| | | | | Gold | | | | - | 2-316133-3 |

## Related product information

Application Contact ...P.38
Performance • Specifications ...P.35
Accessories ...P.110, 112

NOTE: All products are RoHS compliant On selection.
You need to confirm LOT and lead time







# D-3200S 1 Row High Voltage Types

## Mating Dimension

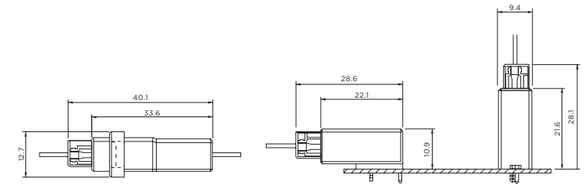


Panel/Free Hanging type

Vertical type

## External Dimension

• Receptacle Housing

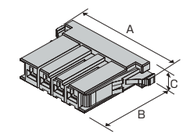


| No.of Pos. | Keying | Plating | Color | Part Number | Dimensions | | |
|---|---|---|---|---|---|---|---|
| | | | | | A | B | C |
| 2 | X | - | Black | 1-178128-2 | 24.6 | 22.8 | 7.2 |
| | Y | - | Black | 2-178128-2 | | | |
| 3 | X | - | Black | 1-178128-3 | 29.7 | 22.8 | 7.2 |
| | Y | - | Black | 2-178128-3 | | | |
| | Z | - | Black | 3-178128-3 | | | |
| 4 | X | - | Black | 1-178128-4 | 34.8 | 22.8 | 7.2 |
| | Y | - | Black | 2-178128-4 | | | |
| 5 | X | - | Black | 1-178128-5 | 39.9 | 22.8 | 7.2 |
| | Y | - | Black | 2-178128-5 | | | |
| 6 | X | - | Black | 1-178128-6 | 45.0 | 22.8 | 7.2 |
| | Y | - | Black | 2-178128-6 | | | |

• Tab Housing

Panel type

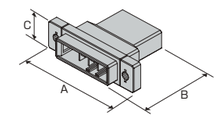


| No.of Pos. | Keying | Plating | Color | Part Number | Dimensions | | |
|---|---|---|---|---|---|---|---|
| | | | | | A | B | C |
| 2 | X | - | Black | 1-179553-2 | 36.8 | 33.6 | 12.7 |
| | Y | - | Black | 2-179553-2 | | | |
| 3 | X | - | Black | 1-179553-3 | 41.9 | 33.6 | 12.7 |
| | Y | - | Black | 2-179553-3 | | | |
| 4 | X | - | Black | 1-179553-4 | 47.0 | 33.6 | 12.7 |
| | Y | - | Black | 2-179553-4 | | | |

Free Hanging type

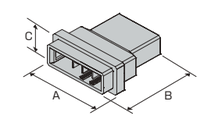


| No.of Pos. | Keying | Plating | Color | Part Number | Dimensions | | |
|---|---|---|---|---|---|---|---|
| | | | | | A | B | C |
| 2 | X | - | Black | 1-179552-2 | 23.0 | 33.6 | 12.7 |
| | Y | - | Black | 2-179552-2 | | | |
| 3 | X | - | Black | 1-179552-3 | 28.1 | 33.6 | 12.7 |
| | Y | - | Black | 2-179552-3 | | | |
| 4 | X | - | Black | 1-179552-4 | 33.2 | 33.6 | 12.7 |
| | Y | - | Black | 2-179552-4 | | | |

NOTE: All products are RoHS compliant On selection.
You need to confirm LOT and lead time

## D-3200S 1 Row High Voltage Types

### • PCB Mounting Tab Header
Horizontal type

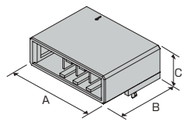


| No.of Pos. | Keying | Plating | Color | Part Number | Dimensions A | Dimensions B | Dimensions C |
|---|---|---|---|---|---|---|---|
| 2 | X | Gold | Black | 1-179276-2 | 19.1 | 22.1 | 10.9 |
| | | Gold | Black | 1-179276-3 | | | |
| | | Tin | Black | 1-179276-5 | | | |
| | Y | Gold | Black | 2-179276-2 | | | |
| | | Gold | Black | 2-179276-3 | | | |
| 3 | X | Gold | Black | 1-178138-2 | 24.2 | 22.1 | 10.9 |
| | | Gold | Black | 1-178138-3 | | | |
| | | Tin | Black | 1-178138-5 | | | |
| | Y | Gold | Black | 2-178138-2 | | | |
| | | Gold | Black | 2-178138-3 | | | |
| | | Tin | Black | 2-178138-5 | | | |
| 4 | X | Gold | Black | 1-179277-2 | 29.2 | 22.1 | 10.9 |
| | | Gold | Black | 1-179277-3 | | | |
| | | Tin | Black | 1-179277-5 | | | |
| | Y | Gold | Black | 2-179277-2 | | | |
| | | Gold | Black | 2-179277-3 | | | |
| | | Tin | Black | 2-179277-5 | | | |
| 5 | X | Gold | Black | 1-316130-2 | 34.3 | 22.1 | 10.9 |
| | | Gold | Black | 1-316130-3 | | | |
| | | Tin | Black | 1-316130-5 | | | |
| | Y | Gold | Black | 2-316130-3 | | | |
| 6 | X | Gold | Black | 1-316131-2 | 39.4 | 22.1 | 10.9 |
| | | Gold | Black | 1-316131-3 | | | |
| | | Tin | Black | 1-316131-5 | | | |
| | Y | Gold | Black | 2-316131-2 | | | |

### • PCB Mounting Tab Header
Vertical type

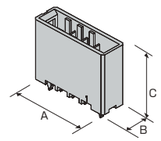


| No.of Pos. | Keying | Plating | Color | Part Number | Dimensions A | Dimensions B | Dimensions C |
|---|---|---|---|---|---|---|---|
| 2 | X | Gold | Black | 1-917337-2 | 19.1 | 9.4 | 21.6 |
| | | Gold | Black | 1-917337-3 | | | |
| | | Tin | Black | 1-917337-5 | | | |
| | Y | Gold | Black | 2-917337-2 | | | |
| | | Gold | Black | 2-917337-3 | | | |
| | | Tin | Black | 2-917337-5 | | | |
| 3 | X | Gold | Black | 1-178136-2 | 24.2 | 9.4 | 21.6 |
| | | Gold | Black | 1-178136-3 | | | |
| | | Tin | Black | 1-178136-5 | | | |
| | Y | Gold | Black | 2-178136-2 | | | |
| | | Gold | Black | 2-178136-3 | | | |
| | | Tin | Black | 2-178136-5 | | | |
| | Z | Tin | Black | 3-178136-5 | | | |
| 4 | X | Gold | Black | 1-917338-2 | 29.2 | 9.4 | 21.6 |
| | | Gold | Black | 1-917338-3 | | | |
| | | Tin | Black | 1-917338-5 | | | |
| | Y | Gold | Black | 2-917338-2 | | | |
| | | Gold | Black | 2-917338-3 | | | |
| | | Tin | Black | 2-917338-5 | | | |
| 5 | X | Gold | Black | 1-316132-2 | 34.3 | 9.4 | 21.6 |
| | | Gold | Black | 1-316132-3 | | | |
| | | Tin | Black | 1-316132-5 | | | |
| | Y | Gold | Black | 2-316132-2 | | | |
| | | Gold | Black | 2-316132-3 | | | |
| 6 | X | Gold | Black | 1-316133-2 | 39.4 | 9.4 | 21.6 |
| | | Gold | Black | 1-316133-3 | | | |
| | | Tin | Black | 1-316133-5 | | | |
| | Y | Gold | Black | 2-316133-2 | | | |
| | | Gold | Black | 2-316133-3 | | | |

NOTE: All products are RoHS compliant On selection.
You need to confirm LOT and lead time







## D-3200M 2 Row High Voltage typeS

### Part Number Chart

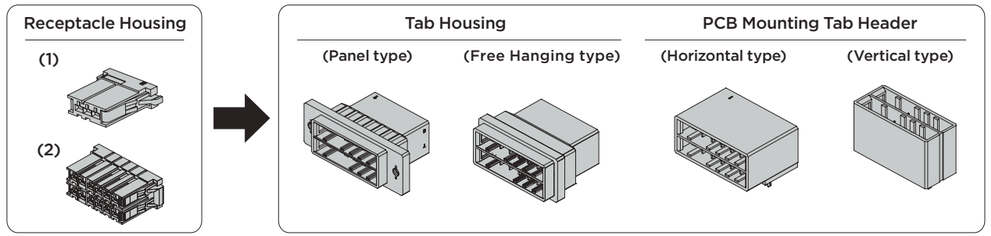


| No.of Pos. | Color | Key | Receptacle Housing (2) | Plating | Tab Housing: Panel Type | Tab Housing: Free Hanging Type | Tab Housing: L Bracket bracket | PCB Mounting Tab Header: Horizontal type | PCB Mounting Tab Header: Vertical type |
|---|---|---|---|---|---|---|---|---|---|
| 6 | - | XX | 1-178129-6 | Gold | 1-179555-3 | 1-179554-3 | S | 1-178139-2 | 1-178140-2 |
| | | | | Gold | | | S | 1-178139-3 | 1-178140-3 |
| | | | | Tin | | | S | 1-178139-5 | 1-178140-5 |
| | - | YY | 2-178129-6 | Gold | 2-179555-3 | 2-179554-3 | S | 2-178139-2 | 2-178140-2 |
| | | | | Gold | | | S | 2-178139-3 | 2-178140-3 |
| | | | | Tin | | | S | 2-178139-5 | 2-178140-5 |
| | - | XY | 3-178129-6 | Gold | 3-179555-3 | 3-179554-3 | S | 3-178139-2 | 3-178140-2 |
| | | | | Gold | | | S | 3-178139-3 | 3-178140-3 |
| | | | | Tin | | | S | 3-178139-5 | 3-178140-5 |
| | - | YX | ※(1) | Gold | - | - | - | 4-178139-2 | - |
| | - | ZX | ※(1) | Tin | - | - | - | 6-178139-5 | - |
| 10 | - | XX | 1-917659-5 | Gold | - | - | - | 1-316080-2 | 1-917657-2 |
| | | | | Gold | | | | 1-316080-3 | 1-917657-3 |
| | | | | Tin | | | | 1-316080-5 | 1-917657-5 |
| | - | YY | 2-917659-5 | Gold | - | - | - | 2-316080-2 | 2-917657-2 |
| | | | | Gold | | | | 2-316080-3 | 2-917657-3 |
| | | | | Tin | | | | 2-316080-5 | 2-917657-5 |
| | - | XY | 3-917659-5 | Gold | - | - | - | 3-316080-2 | 3-917657-2 |
| | | | | Gold | | | | 3-316080-3 | 3-917657-3 |
| | | | | Tin | | | | 3-316080-5 | 3-917657-5 |
| 12 | - | XX | 1-917659-6 | Gold | 1-179555-6 | 1-179554-6 | L | 1-316081-2 | 1-917658-2 |
| | | | | Gold | | | | 1-316081-3 | 1-917658-3 |
| | | | | Tin | | | | 1-316081-5 | 1-917658-5 |
| | - | YY | 2-917659-6 | Gold | 2-179555-6 | - | L | 2-316081-2 | 2-917658-2 |
| | | | | Gold | | | | 2-316081-3 | 2-917658-3 |
| | | | | Tin | | | | 2-316081-5 | 2-917658-5 |
| | - | XY | 3-917659-6 | Gold | 3-179555-6 | 3-179554-6 | L | 3-316081-2 | 3-917658-2 |
| | | | | Gold | | | | 3-316081-3 | 3-917658-3 |
| | | | | Tin | | | | - | - |
| 20 | - | XX | 1-917659-8 | - | 1-179555-8 | - | - | - | - |

### Related product information

Application Contact ...P.38
Performance • Specifications ...P.35
Accessories ...P.110, 112
For (1) D-3200S please see P. 47
Receptacle housing 1-178128-3
3-178128-3 used

NOTE: All products are RoHS compliant On selection.
You need to confirm LOT and lead time

# D-3200M 2-Row High Voltage Modular Types

## Mating Dimension

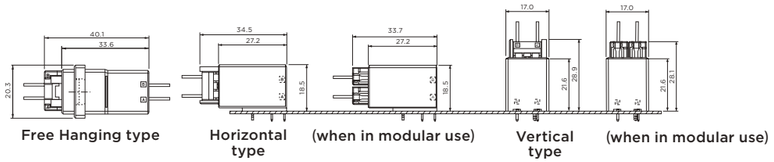


Free Hanging type | Horizontal type | (when in modular use) | Vertical type | (when in modular use)

## External Dimension

• Receptacle Housing

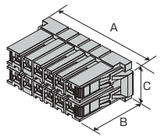


| No.of Pos. | Keying | Plating | Color | Part Number | Dimensions | | |
|---|---|---|---|---|---|---|---|
| | | | | | A | B | C |
| 6 | XX | - | Black | 1-178129-6 | 27.3 | 22.8 | 14.8 |
| | YY | - | Black | 2-178129-6 | | | |
| | XY | - | Black | 3-178129-6 | | | |
| 10 | XX | - | Black | 1-917659-5 | 37.5 | 22.8 | 14.8 |
| | YY | - | Black | 2-917659-5 | | | |
| | XY | - | Black | 3-917659-5 | | | |
| 12 | XX | - | Black | 1-917659-6 | 42.5 | 22.8 | 14.8 |
| | YY | - | Black | 2-917659-6 | | | |
| | XY | - | Black | 3-917659-6 | | | |
| 20 | XX | - | Black | 1-917659-8 | 62.9 | 22.8 | 14.8 |

• Tab Housing

Panel type

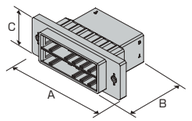


| No.of Pos. | Keying | Plating | Color | Part Number | Dimensions | | |
|---|---|---|---|---|---|---|---|
| | | | | | A | B | C |
| 6 | XX | - | Black | 1-179555-3 | 41.9 | 33.6 | 20.3 |
| | YY | - | Black | 2-179555-3 | | | |
| | XY | - | Black | 3-179555-3 | | | |
| 12 | XX | - | Black | 1-179555-6 | 57.9 | 33.6 | 20.3 |
| | YY | - | Black | 2-179555-6 | | | |
| | XY | - | Black | 3-179555-6 | | | |
| 20 | XX | - | Black | 1-179555-8 | 78.2 | 33.6 | 20.3 |

Free Hanging type

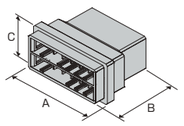


| No.of Pos. | Keying | Plating | Color | Part Number | Dimensions | | |
|---|---|---|---|---|---|---|---|
| | | | | | A | B | C |
| 6 | XX | - | Black | 1-179554-3 | 28.1 | 33.6 | 20.3 |
| | YY | - | Black | 2-179554-3 | | | |
| | XY | - | Black | 3-179554-3 | | | |
| 12 | XX | - | Black | 1-179554-6 | 43.4 | 33.6 | 20.3 |
| | XY | - | Black | 3-179554-6 | | | |

NOTE: All products are RoHS compliant On selection.
You need to confirm LOT and lead time





Dynamic Series Connectors

D-3200M 2-Row High Voltage Modular Types

• PCB Mounting Tab Header

Horizontal type

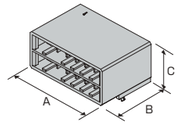


| No.of Pos. | Keying | Plating | Color | Part Number | Dimensions | | |
|---|---|---|---|---|---|---|---|
| | | | | | A | B | C |
| 6 | XX | Gold | Black | 1-178139-2 | 24.2 | 27.2 | 18.5 |
| | | Gold | Black | 1-178139-3 | | | |
| | | Tin | Black | 1-178139-5 | | | |
| | YY | Gold | Black | 2-178139-2 | | | |
| | | Gold | Black | 2-178139-3 | | | |
| | | Tin | Black | 2-178139-5 | | | |
| | XY | Gold | Black | 3-178139-2 | | | |
| | | Gold | Black | 3-178139-3 | | | |
| | | Tin | Black | 3-178139-5 | | | |
| | YX | Gold | Black | 4-178139-2 | | | |
| | ZX | Tin | Black | 6-178139-5 | | | |
| 10 | XX | Gold | Black | 1-316080-2 | 34.3 | 27.2 | 18.5 |
| | | Gold | Black | 1-316080-3 | | | |
| | | Tin | Black | 1-316080-5 | | | |
| | YY | Gold | Black | 2-316080-2 | | | |
| | | Gold | Black | 2-316080-3 | | | |
| | | Tin | Black | 2-316080-5 | | | |
| | XY | Gold | Black | 3-316080-2 | | | |
| | | Gold | Black | 3-316080-3 | | | |
| | | Tin | Black | 3-316080-5 | | | |
| 12 | XX | Gold | Black | 1-316081-2 | 39.4 | 27.2 | 18.5 |
| | | Gold | Black | 1-316081-3 | | | |
| | | Tin | Black | 1-316081-5 | | | |
| | YY | Gold | Black | 2-316081-2 | | | |
| | | Gold | Black | 2-316081-3 | | | |
| | | Tin | Black | 2-316081-5 | | | |
| | XY | Gold | Black | 3-316081-2 | | | |
| | | Gold | Black | 3-316081-3 | | | |

• PCB Mounting Tab Header

Vertical type

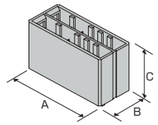


| No.of Pos. | Keying | Plating | Color | Part Number | Dimensions | | |
|---|---|---|---|---|---|---|---|
| | | | | | A | B | C |
| 6 | XX | Gold | Black | 1-178140-2 | 24.2 | 17.0 | 21.6 |
| | | Gold | Black | 1-178140-3 | | | |
| | | Tin | Black | 1-178140-5 | | | |
| | YY | Gold | Black | 2-178140-2 | | | |
| | | Gold | Black | 2-178140-3 | | | |
| | | Tin | Black | 2-178140-5 | | | |
| | XY | Gold | Black | 3-178140-2 | | | |
| | | Gold | Black | 3-178140-3 | | | |
| | | Tin | Black | 3-178140-5 | | | |
| 10 | XX | Gold | Black | 1-917657-2 | 34.3 | 17.0 | 21.6 |
| | | Gold | Black | 1-917657-3 | | | |
| | | Tin | Black | 1-917657-5 | | | |
| | YY | Gold | Black | 2-917657-2 | | | |
| | | Gold | Black | 2-917657-3 | | | |
| | | Tin | Black | 2-917657-5 | | | |
| | XY | Gold | Black | 3-917657-2 | | | |
| | | Gold | Black | 3-917657-3 | | | |
| | | Tin | Black | 3-917657-5 | | | |
| 12 | XX | Gold | Black | 1-917658-2 | 39.4 | 17.0 | 21.6 |
| | | Gold | Black | 1-917658-3 | | | |
| | | Tin | Black | 1-917658-5 | | | |
| | YY | Gold | Black | 2-917658-2 | | | |
| | | Gold | Black | 2-917658-3 | | | |
| | | Tin | Black | 2-917658-5 | | | |
| | XY | Gold | Black | 3-917658-2 | | | |
| | | Gold | Black | 3-917658-3 | | | |
| | | Tin | Black | 3-917658-5 | | | |

NOTE: All products are RoHS compliant On selection.
You need to confirm LOT and lead time

# D-3200M 2-Row High Voltage Drawer Types

## Part Number Chart

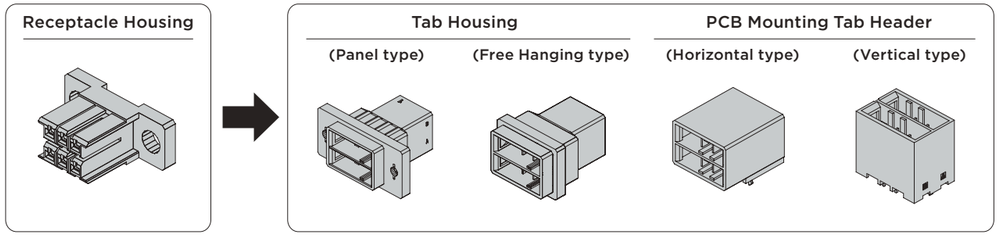


| No of Pos. | Color | Key | Receptacle Housing | Plating | Tab Housing | | PCB Mounting Tab Header | |
|---|---|---|---|---|---|---|---|---|
| | | | | | Panel Type | Free Hanging type | Horizontal type | Vertical type |
| 6 | Black | XX | 1-917266-3 | Gold | 1-179555-3 | 1-179554-3 | 1-178139-2 | 1-178140-2 |
| | | | | Gold | | | 1-178139-3 | 1-178140-3 |
| | | | | Tin | | | 1-178139-5 | 1-178140-5 |

## Related product information

Application Contact ...P.38
Performance • Specifications ...P.35
Accessories ...P.110, 112

## Application

Compact Disk Device Application Examples

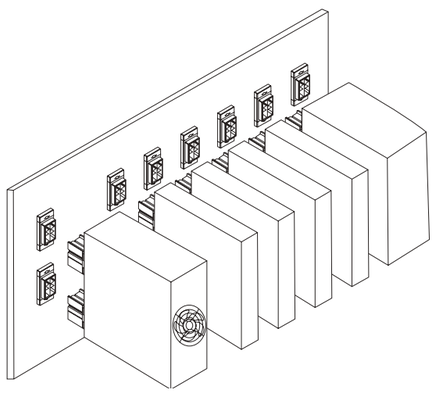

NOTE: All products are RoHS compliant On selection.
You need to confirm LOT and lead time





Dynamic Series Connectors

D-3200M 2-Row High Voltage Drawer Types

## Mating Dimension

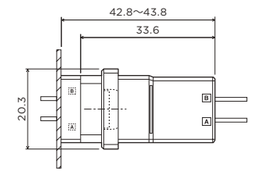


Panel/Free Hanging type

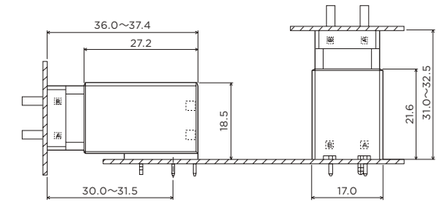


Vertical type

## External Dimension

• Receptacle Housing
(Drawer type)

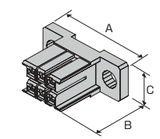


| No.of Pos. | Keying | Plating | Color | Part Number | Dimensions | | |
|---|---|---|---|---|---|---|---|
| | | | | | A | B | C |
| 6 | XX | - | Black | 1-917266-3 | 40.0 | 25.7 | 15.4 |

• Tab Housing
Panel type

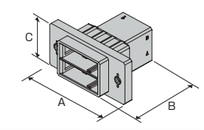


| No.of Pos. | Keying | Plating | Color | Part Number | Dimensions | | |
|---|---|---|---|---|---|---|---|
| | | | | | A | B | C |
| 6 | XX | - | Black | 1-179555-3 | 41.9 | 33.6 | 20.3 |

Free Hanging type

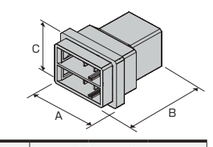


| No.of Pos. | Keying | Plating | Color | Part Number | Dimensions | | |
|---|---|---|---|---|---|---|---|
| | | | | | A | B | C |
| 6 | XX | - | Black | 1-179554-3 | 28.1 | 33.6 | 20.3 |

• PCB Mounting Tab Header
Horizontal type

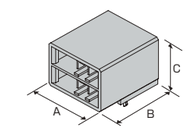


| No.of Pos. | Keying | Plating | Color | Part Number | Dimensions | | |
|---|---|---|---|---|---|---|---|
| | | | | | A | B | C |
| 6 | XX | Gold | Black | 1-178139-2 | 24.2 | 27.2 | 18.5 |
| | | Gold | Black | 1-178139-3 | | | |
| | | Tin | Black | 1-178139-5 | | | |

Vertical type

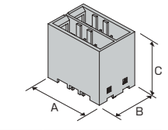


| No.of Pos. | Keying | Plating | Color | Part Number | Dimensions | | |
|---|---|---|---|---|---|---|---|
| | | | | | A | B | C |
| 6 | XX | Gold | Black | 1-178140-2 | 24.2 | 17.0 | 21.6 |
| | | Gold | Black | 1-178140-3 | | | |
| | | Tin | Black | 1-178140-5 | | | |

NOTE: All products are RoHS compliant On selection.
You need to confirm LOT and lead time

# D-3200T 3-Row High Voltage Modular Types

## Part Number Chart

**Receptacle Housing**

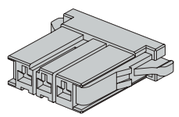

**Tab Housing**

(Panel type) _____ (Free Hanging type) _____

**PCB Mounting Tab Header**

(Horizontal type) 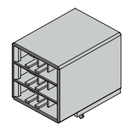 (Vertical type) _____

| Receptacle Housing (maximum 9 Pos.) | | | | | |
|---|---|---|---|---|---|
| 1 Row D-3200S ※1 | | | 2 Row D-3200M | | |
| X | Y | Z | XX | YY | XY |
| 3 | - | - | - | - | - |
| 1 | - | - | 1 | - | - |
| 2 | 1 | - | - | - | - |
| 1 | - | - | - | - | 1 |
| - | 1 | - | 1 | - | - |
| 1 | - | - | - | 1 | - |
| 1 | 2 | - | - | - | - |
| 2 | 1 | - | - | - | - |
| 1 | - | - | - | - | 1 |
| 1 | 1 | 1 | - | - | - |
| 1-178128-3 | 2-178128-3 | 3-178128-3 | 1-178129-6 | 2-178129-6 | 3-178129-6 |

| PCB Mounting Tab Header | | | |
|---|---|---|---|
| Horizontal type D-3200T | | | |
| No. of Pos | Keying | Part Number | Plating |
| 9 | XXX | 1-1123624-2 | Gold |
| | | 1-1123624-5 | Tin |
| | XXY | 3-1123624-5 | Tin |
| | YYX | 4-1123624-5 | Tin |
| | XYX | 5-1123624-2 | Gold |
| | | 5-1123624-5 | Tin |
| | XYZ | 9-1123624-2 | Gold |

## Related product information

Application Contact ...P.38
Performance • Specifications ...P.35
※1 refer to P.47

## Mating Dimension

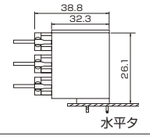


## External Dimension

• Receptacle Housing

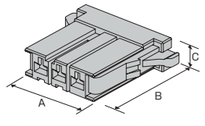


| No.of Pos. | Keying | Plating | Color | Part Number | Dimensions | | |
|---|---|---|---|---|---|---|---|
| | | | | | A | B | C |
| 3 | X | - | Black | 1-178128-3 | 29.7 | 22.8 | 7.2 |
| | Y | - | Black | 2-178128-3 | | | |
| | Z | - | Black | 3-178128-3 | | | |
| 6 | XX | - | Black | 1-178129-6 | 27.3 | 22.8 | 14.8 |
| | YY | - | Black | 2-178129-6 | | | |
| | XY | - | Black | 3-178129-6 | | | |

• PCB Mounting Tab Header
Horizontal type

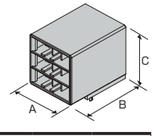


| No.of Pos. | Keying | Plating | Color | Part Number | Dimensions | | |
|---|---|---|---|---|---|---|---|
| | | | | | A | B | C |
| 9 | XXX | Gold | Black | 1-1123624-2 | 24.2 | 32.3 | 27.1 |
| | | Tin | Black | 1-1123624-5 | | | |
| | XXY | Tin | Black | 3-1123624-5 | | | |
| | YYX | Tin | Black | 4-1123624-5 | | | |
| | XYX | Gold | Black | 5-1123624-2 | | | |
| | XYZ | Gold | Black | 9-1123624-2 | | | |

NOTE: All products are RoHS compliant On selection.
You need to confirm LOT and lead time







# D-3400F Skyscraper Connectors

## Part Number Chart

**Receptacle Housing**

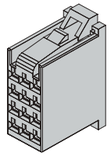

**Tab Housing**

(Panel type) _____ (Free Hanging type) _____

**PCB Mounting Tab Header**

(Horizontal type) 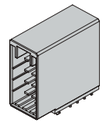 (Vertical type) _____

| No of Pos. | Color | Key | Receptacle Housing | Plating | Tab Housing | | PCB Mounting Tab Header | |
|---|---|---|---|---|---|---|---|---|
| | | | | | Panel Type | Free Hanging Type | Horizontal type | Vertical type |
| 12 | Black | - | 178214-1 | Gold | - | - | 178216-2 | - |
| | | | | Gold | - | - | 178216-3 | - |
| | | | | Tin | - | - | 178216-5 | - |
| 20 | Black | - | 917249-1 | Gold | - | - | 917251-2 | - |
| | | | | Gold | - | - | 917251-3 | - |
| | | | | Tin | - | - | 917251-5 | - |

## Mating Dimension

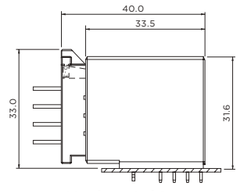


**Horizontal type**

## External Dimension

• Receptacle Housing

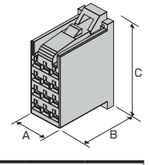


| No.of Pos. | Keying | Plating | Color | Part Number | Dimensions | | |
|---|---|---|---|---|---|---|---|
| | | | | | A | B | C |
| 12 | - | - | Black | 178214-1 | 12.2 | 22.8 | 32.1 |
| 20 | - | - | Black | 917249-1 | 19.8 | 22.8 | 32.1 |

• PCB Mounting Tab Header
Horizontal type

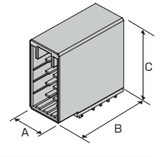


| No.of Pos. | Keying | Plating | Color | Part Number | Dimensions | | |
|---|---|---|---|---|---|---|---|
| | | | | | A | B | C |
| 12 | - | Gold | Black | 178216-2 | 15.0 | 33.5 | 31.6 |
| | - | Gold | Black | 178216-3 | | | |
| | - | Tin | Black | 178216-5 | | | |
| 20 | - | Gold | Black | 917251-2 | 22.6 | 33.5 | 31.6 |
| | - | Gold | Black | 917251-3 | | | |
| | - | Tin | Black | 917251-5 | | | |

NOTE: All products are RoHS compliant On selection.
You need to confirm LOT and lead time

# D-3500D Sensor Connector

## Part Number Chart

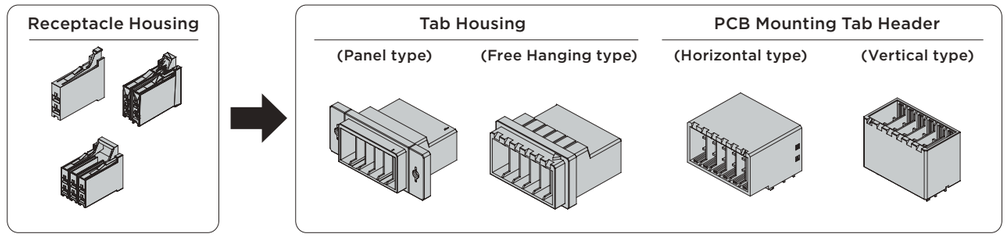


| No.of Pos. | Color | Key | Receptacle Housing | Plating | Tab Housing | | | PCB Mounting TabHeader | |
|---|---|---|---|---|---|---|---|---|---|
| | | | | | Panel Type | Free Hanging Type | L Bracket | Horizontal | Vertical type |
| 2 | Black | - | 175362-1 | - | - | - | - | - | - |
| | | | 175362-2 | | | | | | |
| | | | 175362-3 | | - | - | - | - | - |
| 4 | Black | - | 175363-1 | Gold | - | - | - | 1376133-2 | - |
| | White | | 1-175363-1 | | | | | | |
| | Black | | 175363-2※1 | | | | | | |
| | Blue | | 2-175363-1 | | | | | | |
| | Black | | 175363-3 | | | | | | |
| 6 | Black | - | 1318095-1 | - | - | - | - | - | - |
| | | | 1318095-2 | | | | | | |
| 12 | Black | - | - | Gold | 917241-6<br>3-917241-6 | 917242-6<br>3-917242-6 | S | 177555-2 | 316516-2 |
| | | | | Gold | | | | 177555-3 | 316516-3 |
| | | | | Gold | | | | 1-177555-2 | - |
| | | | | Tin | | | | 177555-5 | 316516-5 |
| 20 | Black | - | - | Gold | 917241-8<br>3-917241-8 | 917242-8<br>3-917242-8 | S | 175365-2 | 316517-2 |
| | | | | Gold | | | | 175365-3 | 316517-3 |
| | | | | Tin | | | | 175365-5 | 316517-5 |

※1 Lever Small Type

## Mating Dimension

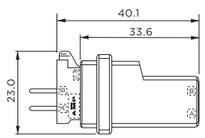


Panel/Free Hanging Type

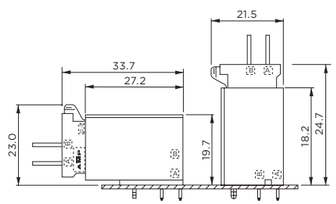


Horizontal/Vertical type

## Related product information

Application Contact ...P.38
Performance • Specifications ...P.35
Accessories ...P.110, 112

NOTE: All products are RoHS compliant On selection.
You need to confirm LOT and lead time







D-3500D Sensor Connector

## External Dimension

### • Receptacle Housing

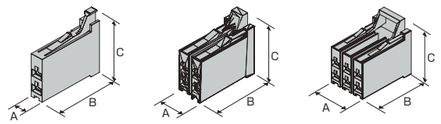


| No.of Pos. | Keying | Plating | Color | Part Number | Dimensions | | |
|---|---|---|---|---|---|---|---|
| | | | | | A | B | C |
| 2 | - | - | Black | 175362-1 | 4.6 | 22.8 | 21.0 |
| | - | - | Black | 175362-2 | | | |
| | - | - | Black | 175362-3 | | | |
| 4 | - | - | Black | 175363-1 | 9.7 | 22.8 | 21.0 |
| | - | - | White | 1-175363-1 | | | |
| | - | - | Blue | 2-175363-1 | | | |
| | - | - | Black | 175363-2 | | | |
| | - | - | Black | 175363-3 | | | |
| 6 | - | - | Black | 1318095-1 | 14.7 | 22.8 | 21.0 |
| | - | - | Black | 1318095-2 | | | |

### • Tab Housing

Vertical type

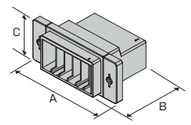


| No.of Pos. | Keying | Plating | Color | Part Number | Dimensions | | |
|---|---|---|---|---|---|---|---|
| | | | | | A | B | C |
| 12 | - | - | Black | 917241-6 | 52.0 | 33.6 | 21.5 |
| | - | - | Black | 3-917241-6 | | | |
| 20 | - | - | Black | 917241-8 | 72.0 | 33.6 | 21.5 |
| | - | - | Black | 3-917241-8 | | | |

### • Tab Housing

Free Hanging type

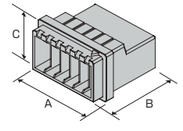


| No.of Pos. | Keying | Plating | Color | Part Number | Dimensions | | |
|---|---|---|---|---|---|---|---|
| | | | | | A | B | C |
| 12 | - | - | Black | 917242-6 | 36.4 | 33.6 | 21.5 |
| | - | - | Black | 3-917242-6 | | | |
| 20 | - | - | Black | 917242-8 | 56.8 | 33.6 | 21.5 |
| | - | - | Black | 3-917242-8 | | | |

### • Board Mounting Tab Header

Horizontal type

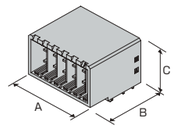


| No.of Pos. | Keying | Plating | Color | Part Number | Dimensions | | |
|---|---|---|---|---|---|---|---|
| | | | | | A | B | C |
| 4 | - | Gold | Black | 1376133-2 | 12.2 | 27.2 | 19.7 |
| 12 | - | Gold | Black | 177555-2 | 32.5 | 27.2 | 19.7 |
| | - | Gold | Black | 177555-3 | | | |
| | - | Tin | Black | 177555-5 | | | |
| | - | Gold | Black | 1-177555-2 | | | |
| 20 | - | Gold | Black | 175365-2 | 52.8 | 27.2 | 19.7 |
| | - | Gold | Black | 175365-3 | | | |
| | - | Tin | Black | 175365-5 | | | |

### • Board Mounting Tab Header

Panel type

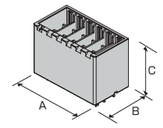


| No.of Pos. | Keying | Plating | Color | Part Number | Dimensions | | |
|---|---|---|---|---|---|---|---|
| | | | | | A | B | C |
| 12 | - | Gold | Black | 316516-2 | 32.5 | 18.2 | 21.6 |
| | - | Gold | Black | 316516-3 | | | |
| | - | Tin | Black | 316516-5 | | | |
| 20 | - | Gold | Black | 316517-2 | 52.8 | 18.2 | 21.6 |
| | - | Gold | Black | 316517-3 | | | |
| | - | Tin | Black | 316517-5 | | | |

NOTE: All products are RoHS compliant On selection.
You need to confirm LOT and lead time

# D - 3700 Servomotors Dedicated Connectors

## Part Number Chart

**Receptacle Connector Kit**

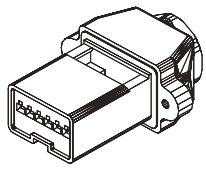

| No. of Pos | Without Contact | Contacts (Model 1-175218 - 2). 6 included | Note |
|---|---|---|---|
| 6 | 176346-7 | 176346-8 | TÜ V approved products approval |
| 6 | 1-176346-7 | 1-176346-8 | - |



## Mating Dimension

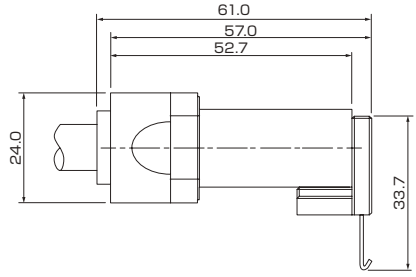


## External Dimension

• Receptacle Connector Kit

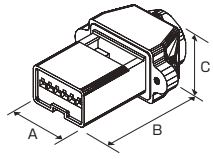


Without Contact

| No.of Pos. | Keying | Plating | Color | Part Number | Dimensions | | |
|---|---|---|---|---|---|---|---|
| | | | | | A | B | C |
| 6 | - | - | Black | 176346-7 | 27.0 | 52.7 | 24.0 |
| | - | - | Black | 1-176346-7 | | | |

Contacts (1- 175218 - 2) 6 included

| No.of Pos. | Keying | Plating | Color | Part Number | Dimensions | | |
|---|---|---|---|---|---|---|---|
| | | | | | A | B | C |
| 6 | - | Gold | Black | 176346-8 | 27.0 | 52.7 | 24.0 |
| | - | Gold | Black | 1-176346-8 | | | |

NOTE: All products are RoHS compliant On selection.
You need to confirm LOT and lead time

• Motor Side Tab Header
(offered for limited usage)

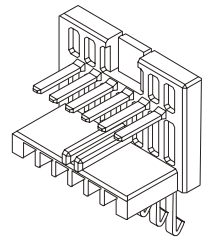

# D-3900 and D-3950 Spring Clamp

## D-3900 Spring Clamp



Receptacle Assembly



Board Mount Header Assembly

| 3900 Spring Clamp Parts List | | | | | |
|---|---|---|---|---|---|
| No. of Pos. | Color | Keying | Receptacle Assembly | Plating | Bound-Mounting Header Assembly (Horizontal type) |
| 3 | Black | X | 1-2013522-3 ** | Gold | 1-2013519-3 |
| | Black | X | 1-2134249-3 * | | |
| | Natural | Y | 4-2013522-3 | | 4-2013519-3 |
| 7 | Black | Z | 9-2013522-0 | | 9-2013519-0 |
| 10 | Black | X | 1-2013522-0 ** | | 1-2013519-0 |
| | | X | 1-2134249-0 * | | |
| | | Y | 2-2013522-0 | | 2-2013519-0 |

* No Label
** Label Present







## D-3950 Spring Clamp




Receptacle Assembly



| 3950 Spring Clamp Parts List | | | | | |
|---|---|---|---|---|---|
| No. of Pos. | Color | Keying | Receptacle Assembly | Plating | Bound-Mounting Header Assembly (Horizontal type) |
| 3 | Black | X | 3-2229794-1 | Gold | 3-2229803-1 |
| 6 | | | 2229800-1 | | 2229806-1 |
| 7 | | | 1-2229794-2 | | 1-2229803-2 |
| 11 | | | 1-2229794-1 | | 1-2229803-1 |

## D-3900 and D-3950 Spring Clamp

### D-3900 - Spring Clamp Dimensions

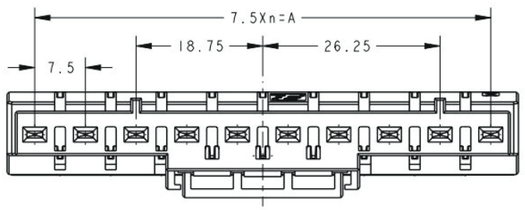


Receptacle Assembly

| Electrical Specs for D-3900/3950 Series | |
|---|---|
| Maximum Current Rating (A) | 14.5 |
| Maximum Voltage Rating | 300 |
| Dielectric Withstanding Voltage | 1500 |
| Durability Cycles | 500 |
| Pitch | 7.5mm |
| Wire Range | 22522 AWG -- 14 AWG |

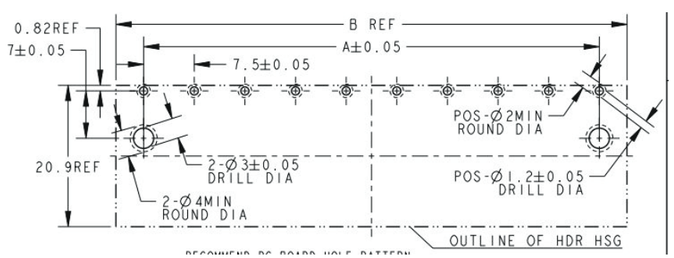


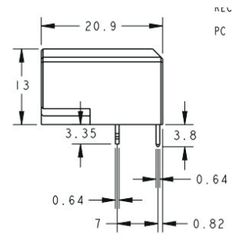


Board Mount Header Assembly

### D-3950 - Spring Clamp Dimensions

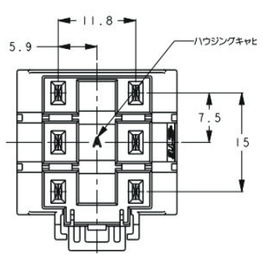


Receptacle Assembly

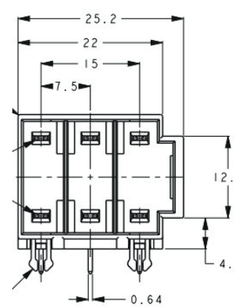


Board Mount Header Assembly

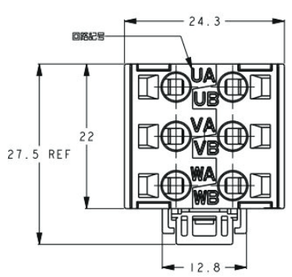


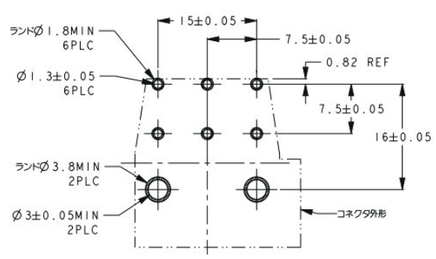






## Dynamic Series Connectors

### D-3900/D3950 - Spring Clamp Tool

Tool pictured in
Receptacle Assembly



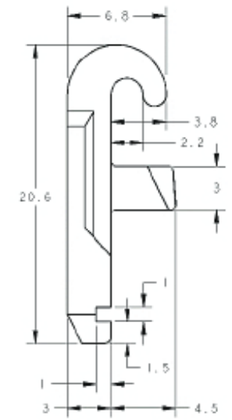


TE Part # 1981045-1
Used on both 3900 & 3950
Series Receptacle Assemblies

### D-1900 - Spring Clamp Opener Tool

Tool pictured in
Receptacle Assembly




TE Part # 1891348-1
Used on all 1900 Series Receptacle Assemblies

### Dynamic New Hand Tools

CS-10 Straight Action Tool
Series CS-10

The linear crimping series CS 10 is a smaller and lightweight when compared to other series.

### Specifications

- Crimping of wire and insulation in one step
- Simple contact positioning even for mini contacts by flap-locator
- Outstanding crimping performance
- Can be equipped with integrated wire stripping device
- Easy handling due to outstanding force transmission ratio
- Small size
- Ergonomically designed soft handles
- Safe operation
- Wide range of application possibilities
- Releasable ratchet ensures the complete crimping process

| AWG | |
|---|---|
| D1000 Series | CS-10 Straight Action Tool |
| 22-20 | 2255142-1 |
| 28-22 | 2255140-1 |
| 28-26 | 2255141-1 |
| 30-28 | 2255139-1 |

| AWG | |
|---|---|
| D2000 Series | CS-10 Straight Action Tool |
| 22-18 | 2255144-1 |
| 28-24 | 2255143-1 |

| AWG | |
|---|---|
| D3000 Series | CS-10 Straight Action Tool |
| 16-14 | 2255149-1 |
| 16-14 | 2255148-1 |
| 20-16 | 2255147-1 |
| 24-20 | 2255146-1 |
| 28-24 | 2255146-1 |

# D-4000 series

## Series Introduction

These 24A power connectors are perfect for industrial machinery. They offer an optimal size for high current applications where space is an issue. Current capacity per unit volume is up 32% compared to the existing products.



## Product Features

1. Small Size/High Current Contact
   The contacts are newly-designed with 4 points of contact. This allows significantly improved current capacity (rated 24A maximum) as well as reliability.
2. The sequential contacts
   The sequential contact is a longer tab contact. When used in conjunction with the regular contacts it provides a ground that mates before the other power contacts.
3. High current tine (lead)
   PCB fixed type tine (lead) is the newly developed folded V-shaped tine. Larger contact area and smaller through-holes can make the PCB easier to pull the pattern through (pat. pending).
   New V shape tines (leads) were developed for mounting on boards. Even though a lot of on-board connection space is needed, through-holes were made as small as possible to make pattern design easy (patent pending).
4. Audible Latching
   On mating, an audible lock sound and sensation is transmitted to the assembler, so that even when working 'blind' mis-mating (or half-mating) problems are avoided.
5. Keying
   The housing has a keying (slit) , so that by separating use of the X key and Y key mis-Mating is prevented.







# D-4000 Series Performance & Specifications

## Performance Specifications

| Items \ Pitch | 250mil<br>6.35mm |
|---|---|
| Voltage Rating | 600V AC(rms)/DC |
| Current Rating | 2 pole : 24A<br>3 pole : 23A<br>4 pole : 22A<br>(AWG#16 for use as powersource) |
| contact resistance | 10mΩmax |
| Dielectric Withstanding Voltage | 2,500V AC (1 minute) |
| Operating Temperature | -55°C-+105°C |

## No. of Pos./Wire Size/Current Rating

Units: A (Amps).

| No. of Pos. | Wire size (AWG) | | |
|---|---|---|---|
| | 12 | 14 | 16 |
| 2 | 24 | 21 | 16 |
| 3 | 23 | 20 | 15 |
| 4 | 22 | 19 | 14 |

## Performance Specifications* Manual Materials & Construction

| | | |
|---|---|---|
| Product standards | | 108-78182 |
| Mounting application standard | | 114-5369 |
| Hand Tool Instruction Sheets | Crimp tool Part Number : 1762130-1 (M) | 411-78174 |
| | Crimp tool Part Number : 1762671-1 (M)★ | 411-78229 |
| | Crimp tool Part Number : 1762129-1 (L) | 411-78173 |
| | Crimp tool Part Number : 1762670-1 (L)★ | 411-78195 |
| Pulling tool 1762461-1 manual | | 411-78186 |

Please order the manual concurrently .
An E-Catalogue is also available for download from the internet
★PEW12

## Material & Completion

| Category | Material | Completion |
|---|---|---|
| Receptacle Contact<br>Tab Contact | Phosphorous Bronze<br>Copper Alloy | Gold Plate (contact parts)<br>Nickel<br>Undercoat Gold Plate |
| Board side Tab<br>Post | Phosphorous Bronze<br>Copper Alloy | Tin Plate or (contact parts)<br>Gold Plate<br>Nickel Undercoat Gold Plate |
| Housing | UL94V-0 Glass-Reinforced Thermoplastic PBT | |

## Safety Specifications

The following safety standards have been approved based on the model number. Please check each model number to see whether it has been approved or not. In the meantime, please be aware that these may not match TE's own performance specifications.

| Standard \ Series | D-4200 | | |
|---|---|---|---|
| | Voltage Rating | Current Rating | Operating Temperature |
| Product Standards<br>108-78182 | 600V AC/DC | 24A<br>AWG#12<br>2 pole load | -55 -+105 |
| UL<br>File No.E28476 | determined according to the requirements of | determined according to the requirements of | - |
| CSA<br>Report No.<br>LR 7189 | 600V AC/DC | 24A | - |
| TÜV<br>License No.<br>R 50084673 | 600V AC/DC | AWG / A(2-)<br>12 / 24<br>14 / 21<br>16 / 16 | -55 -+105 |

## D-4000 series Products List by Applications

# D-4200S

High-current type

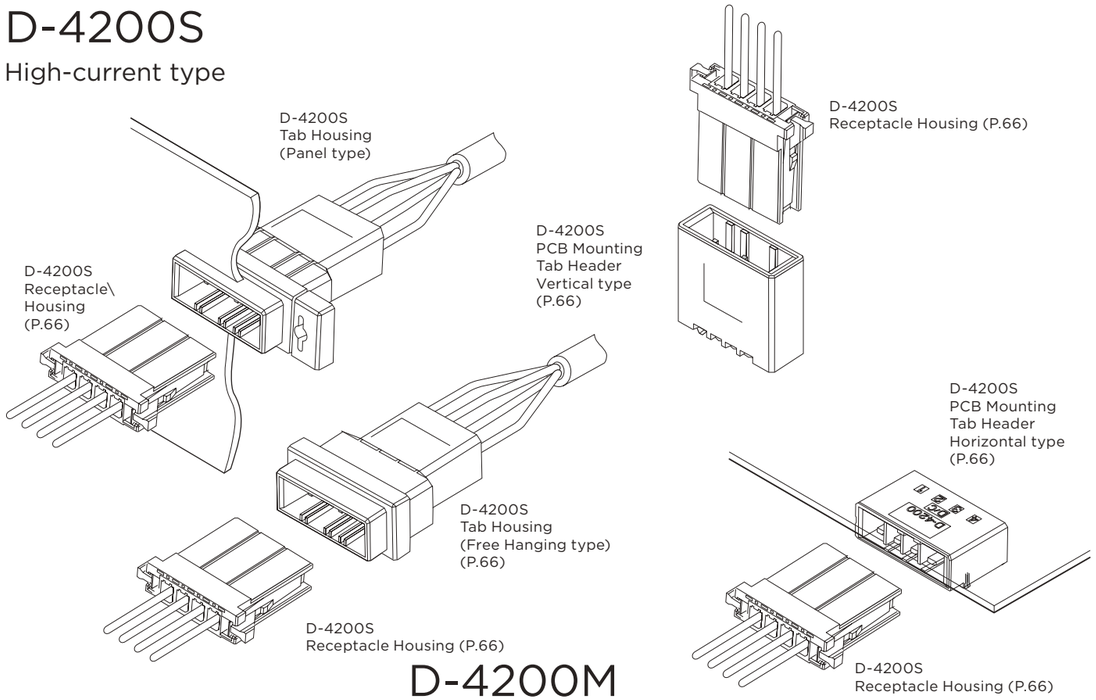


# D-4200M

High Current modular type

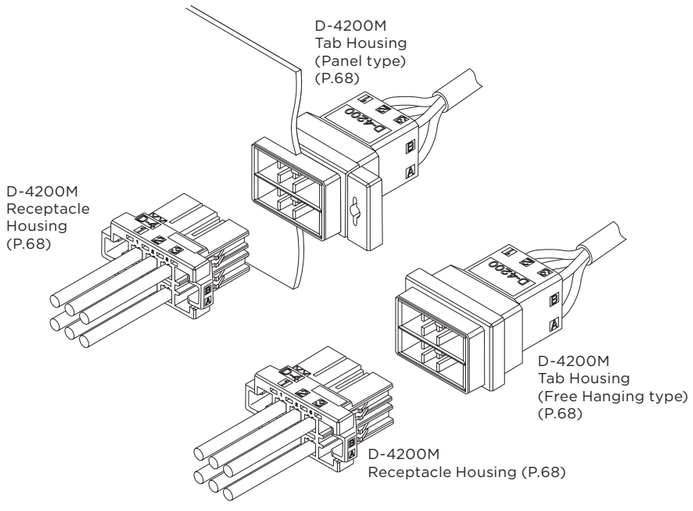








## D-4000 series Contact

- Crimp type
  (gold plating thickness 0.38μm)

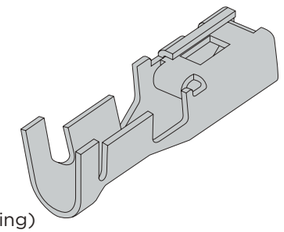

Receptacle Contact
(used in Receptacle Housing)

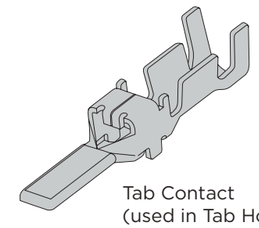

Tab Contact
(used in Tab Housing)

| Applicable Wiring Range | | Insulation Wire Outer Diameter mm | Wire Range Mark | Contact Part Number | | | | | | Applicable Tool Product number | |
|---|---|---|---|---|---|---|---|---|---|---|---|
| | | | | Receptacle Contact | | Tab Contact | | Sequential Long Tab Contact | | hand tool CCII hand tool PEW12 hand tool* PEW12 dice only | Mini Applicator |
| AWG | mm² | | | Strip Form | Loose Piece | Strip Form | Loose Piece | Strip Form | Loose Piece | | |
| 16<br>14 | 1.25<br>2.20 | 2.0~3.2<br>2.8~3.75 | M | 1747418-2 | 1747499-2 | 1747419-2 | 1747501-2 | 1-1747419-2 | 1-1747501-2 | 1762130-1<br>1762671-1*<br>1762675-1 | 1762120-2 |
| 14<br>12 | 2.20<br>3.50 | 2.9~3.8<br>3.8~4.2 | L | 1747415-2 | 1747498-2 | 1747416-2 | 1747500-2 | 1-1747416-2 | 1-1747500-2 | 1762129-1<br>1762670-1*<br>1762674-1 | 1762119-2 |

Note: when placing your order, please check the sale slots.
Please contact our sales department or purchase distributor for more information.

For mini applicator please contact the sales department
The connected contact is for use with mini applicator (bench machine), the loose contact is for use with hand tools.
PEW 12 is a Dice exchange-type hand tool. * refers to the Dice exchange-type hand tool with product number - 9-1478240-0

The receptacle contact can be used in all receptacle housings, the tab contact can be used in all tab housings. Details of the applicable tool are available from P. 107

NOTE: All products are RoHS compliant On selection. You need to confirm LOT and lead time

# D-4200S 1-Row High Voltage

## Part Number Chart

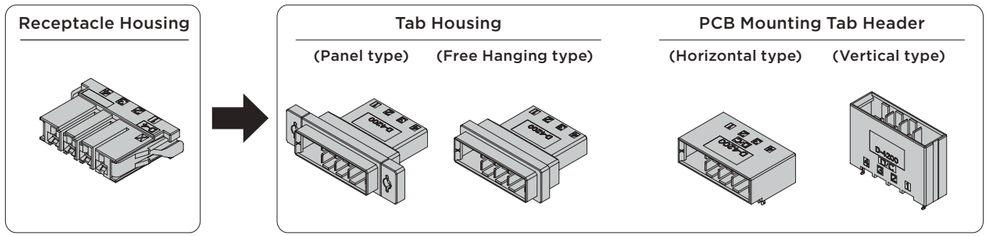


| No. of Pos. | Color | Key | Receptacle Housing | Plating | Tab Housing | | PCB Mounted Tab Header | | | |
|---|---|---|---|---|---|---|---|---|---|---|
| | | | | | | | Horizontal type | | Vertical type | |
| | | | | | Panel Type | Free Hanging Type | Standard type | Sequential type | Standard type | Sequential type |
| 2 | Black | X | 1-1747276-2 | Gold | 1-1747535-2 | 1-1747414-2 | 1-1903328-2 | - | 1-1747277-2 | - |
| | Black | Y | 2-1747276-2 | Gold | 2-1747535-2 | 2-1747414-2 | 2-1903328-2 | - | 2-1747277-2 | - |
| 3 | Black | X | 1-1747276-3 | Gold | 1-1747535-3 | 1-1747414-3 | 1-1903328-3 | 5-1903328-3 | 1-1747277-3 | 5-1747277-3 |
| | Black | Y | 2-1747276-3 | Gold | 2-1747535-3 | 2-1747414-3 | 2-1903328-3 | 6-1903328-3 | 2-1747277-3 | 6-1747277-3 |
| 4 | Black | X | 1-1747276-4 | Gold | 1-1747535-4 | 1-1747414-4 | 1-1903328-4 | 5-1903328-4 | 1-1747277-4 | 5-1747277-4 |
| | Black | Y | 2-1747276-4 | Gold | 2-1747535-4 | 2-1747414-4 | 2-1903328-4 | 6-1903328-4 | 2-1747277-4 | 6-1747277-4 |

## Related product information

Application Contact ...P.38
Performance • Specifications

## Application

Robot/Robot Controller Application Example

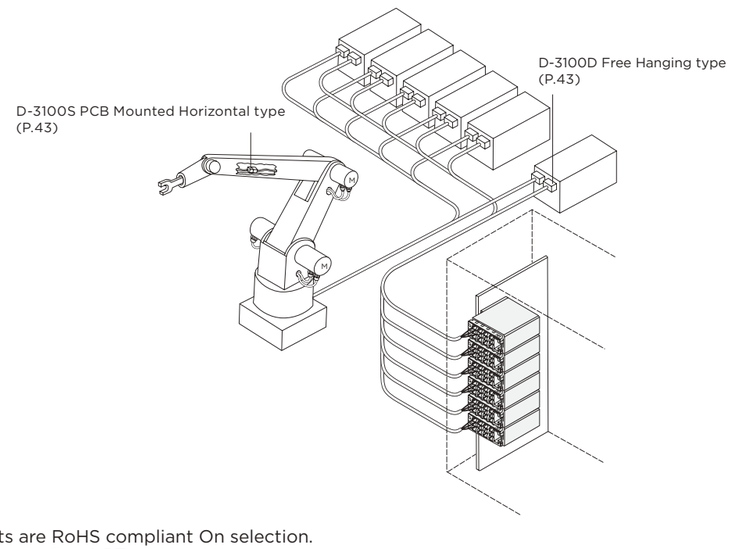


NOTE: All products are RoHS compliant On selection.
You need to confirm LOT and lead time







# D-4200S 1-Row High Voltage type

## Mating Dimension

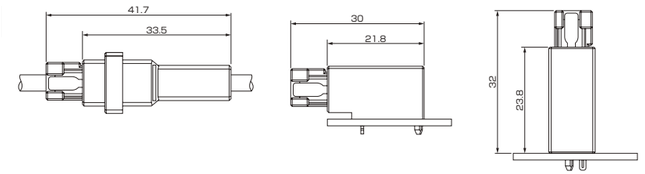


## External Dimension

• Receptacle Housing

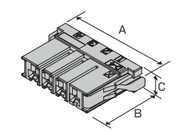


| No.of Pos. | Keying | Plating | Color | Part Number | Dimensions | | |
|---|---|---|---|---|---|---|---|
| | | | | | A | B | C |
| 2 | X | - | Black | 1-1747276-2 | 27.4 | 23.0 | 8.5 |
| | Y | - | Black | 2-1747276-2 | | | |
| 3 | X | - | Black | 1-1747276-3 | 33.7 | 23.0 | 8.5 |
| | Y | - | Black | 2-1747276-3 | | | |
| 4 | X | - | Black | 1-1747276-4 | 40.1 | 23.0 | 8.5 |
| | Y | - | Black | 2-1747276-4 | | | |

• Tab Housing

Panel type C

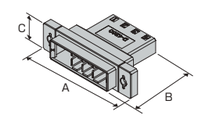


| No.of Pos. | Keying | Plating | Color | Part Number | Dimensions | | |
|---|---|---|---|---|---|---|---|
| | | | | | A | B | C |
| 2 | X | - | Black | 1-1747535-2 | 40.0 | 33.5 | 13.8 |
| | Y | - | Black | 2-1747535-2 | | | |
| 3 | X | - | Black | 1-1747535-3 | 46.0 | 33.5 | 13.8 |
| | Y | - | Black | 2-1747535-3 | | | |
| 4 | X | - | Black | 1-1747535-4 | 53.0 | 33.5 | 13.8 |
| | Y | - | Black | 2-1747535-4 | | | |

Free Hanging type

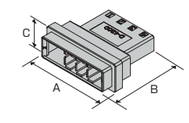


| No.of Pos. | Keying | Plating | Color | Part Number | Dimensions | | |
|---|---|---|---|---|---|---|---|
| | | | | | A | B | C |
| 2 | X | - | Black | 1-1747414-2 | 26.4 | 33.5 | 13.8 |
| | Y | - | Black | 2-1747414-2 | | | |
| 3 | X | - | Black | 1-1747414-3 | 32.7 | 33.5 | 13.8 |
| | Y | - | Black | 2-1747414-3 | | | |
| 4 | X | - | Black | 1-1747414-4 | 39.1 | 33.5 | 13.8 |
| | Y | - | Black | 2-1747414-4 | | | |

• Board Mounting Tab Header

Horizontal type

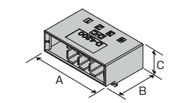


| No.of Pos. | Keying | Plating | Color | Part Number | Dimensions | | |
|---|---|---|---|---|---|---|---|
| | | | | | A | B | C |
| 2 | X | Gold | Black | 1-1903328-2 | 22.4 | 21.8 | 11.9 |
| | Y | Gold | Black | 2-1903328-2 | | | |
| 3 | X | Gold | Black | 1-1903328-3 | 28.7 | 21.8 | 11.9 |
| | Y | Gold | Black | 2-1903328-3 | | | |
| | X | Gold | Black | 5-1903328-3*1 | | | |
| | Y | Gold | Black | 6-1903328-3*1 | | | |
| 4 | X | Gold | Black | 1-1903328-4 | 35.1z | 21.8 | 11.9 |
| | Y | Gold | Black | 2-1903328-4 | | | |
| | X | Gold | Black | 5-1903328-4*1 | | | |
| | Y | Gold | Black | 6-1903328-4*1 | | | |

*1 sequential type

Vertical type

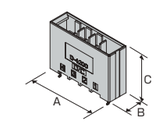


| No.of Pos. | Keying | Plating | Color | Part Number | Dimensions | | |
|---|---|---|---|---|---|---|---|
| | | | | | A | B | C |
| 2 | X | Gold | Black | 1-1747277-2 | 22.4 | 10.4 | 23.8 |
| | Y | Gold | Black | 2-1747277-2 | | | |
| 3 | X | Gold | Black | 1-1747277-3 | 28.7 | 10.4 | 23.8 |
| | Y | Gold | Black | 2-1747277-3 | | | |
| | X | Gold | Black | 5-1747277-3*1 | | | |
| | Y | Gold | Black | 6-1747277-3*1 | | | |
| 4 | X | Gold | Black | 1-1747277-4 | 35.1 | 10.4 | 23.8 |
| | Y | Gold | Black | 2-1747277-4 | | | |
| | X | Gold | Black | 5-1747277-4*1 | | | |
| | Y | Gold | Black | 6-1747277-4*1 | | | |

*1 sequential type

NOTE: All products are RoHS compliant On selection.
You need to confirm LOT and lead time

# D-4200M 2-Row High Current Modular Type

## Part Number Chart

**Receptacle Housing**

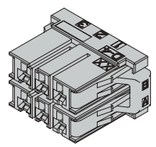

**Tab Housing**

(Panel type)

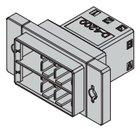

(Free Hanging type)

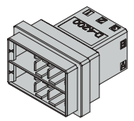

**PCB Mounting Tab Header**

(Horizontal type) (Vertical type)

| No of Pos. | Color | Key | Receptacle Housing | Plating | Tab Housing | | PCB Mounting Tab Header | |
|---|---|---|---|---|---|---|---|---|
| | | | | | Panel Type | Free Hanging Type | Horizontal type | Vertical type |
| 6 | Black | XX | 1-1903329-3 | - | 1-1903331-3 | 1-1903330-3 | - | - |
| | Black | YY | 2-1903329-3 | - | 2-1903331-3 | 2-1903330-3 | - | - |
| | Black | XY | 3-1903329-3 | - | 3-1903331-3 | 3-1903330-3 | - | - |

## Related product information

Application Contact ...P.65
Performance • Specifications ...P.63

## Mating Dimension

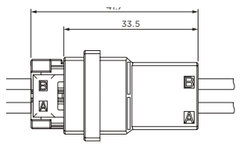


**Panel/Free Hanging type**

## External Dimension

• Receptacle Housing

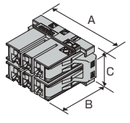


| No.of Pos. | Keying | Plating | Color | Part Number | Dimensions | | |
|---|---|---|---|---|---|---|---|
| | | | | | A | B | C |
| 6 | XX | - | Black | 1-1903329-3 | 33.7 | 23.0 | 17.3 |
| | YY | - | Black | 2-1903329-3 | | | |
| | XY | - | Black | 3-1903329-3 | | | |

• Tab Housing

Panel type

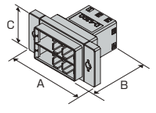


| No.of Pos. | Keying | Plating | Color | Part Number | Dimensions | | |
|---|---|---|---|---|---|---|---|
| | | | | | A | B | C |
| 6 | XX | - | Black | 1-1903331-3 | 46.0 | 33.5 | 22.6 |
| | YY | - | Black | 2-1903331-3 | | | |
| | XY | - | Black | 3-1903331-3 | | | |

Free Hanging type

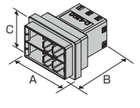


| No.of Pos. | Keying | Plating | Color | Part Number | Dimensions | | |
|---|---|---|---|---|---|---|---|
| | | | | | A | B | C |
| 6 | XX | - | Black | 1-1903330-3 | 32.7 | 33.5 | 22.6 |
| | YY | - | Black | 2-1903330-3 | | | |
| | XY | - | Black | 3-1903330-3 | | | |

NOTE: All products are RoHS compliant On selection.
You need to confirm LOT and lead time







# D-5000 Series

## Series Introduction

The Dynamic 5000 series was developed for up to 45 amperes in response to the demand for improved reliability and productivity for the main power lines in equipment.
They can be used for a variety of applications as replacements for terminal blocks, or round terminals. It is compact but with a high current capacity.
In addition, it has a wide variety of housings to cover all applications from PCB to internal wiring distributions.
The D-5000 series is right for high current power line applications where reliability cannot rest only on operator's skills



## Product Features

1. High Current Contact
   The D-5000 series uses the same 'twis-resistant' box shape contact as the rest of the Dynamic series contacts. The material is the same copper alloy developed for the D-3000 series with its superior elasticity and conducivity, which results in a reliable, robust contact capable of high current. Silver plating is also available for high amperage applications.
2. The Sequential Mating means that the build up of static charge in the sequential contact is grounded first at mating. The long tab was developed for sequential connection of tab contacts. By using both this and standard tab contacts, sequential connectibility is enhanced.
3. Tines (leads) for High Amperage
   The tines (leads) for on-board mounting are a newly developed twin-lead type. It is possible to reliably join patterns and connectors because a wide area of PCBs can be allocated. New V shape tines (leads) were developed for mounting on boards. Even though a lot of on-board connection space is needed, through-holes were made as small as possible to make pattern design easy (patent pending).
4. IP20 (Protection from the approach of the finger)
   D-5300 is recomended for applications with a supply side in the IP20 apparatus. By using a housing on the apparatus side (panel side) which can accommodate the receptacle contact, the apparatus side connector meets IP20 rating.

## D-5000 Series Performance & Specifications

### Performance Specifications/Wire Size/Current Rating

| Item | D-5200 | D-5300 | D-5200 α |
|---|---|---|---|
| Pitch | 10.16mm | | |
| Current Rating | 30A max | | 45A max |
| Voltage Rating | 630V AC / DC | | |
| Dielectric Withstanding volatage | 3000VAC | | |
| Total Resistance | 2mΩmax | | |
| Insertion Strength | 9.8Nmax (per pole) | | |
| Withdrawal Strength | 1.96Nmin (per pole) | | |
| Durability | 50 times (Gold0.76μm/hour) | | |
| Lock Strength | 98Nmin | | |

### Pos. Number/Wire Size/Current Rating

Units: A (Amps).

| No. of Pos | Series | Wire Size(AWG) | | | | | | |
|---|---|---|---|---|---|---|---|---|
| | | 20 | 18 | 16 | 14 | 12 | 10 | 8 |
| 6 | D-5200 | - | - | 16 | 19 | 25 | 30 | - |
| 4 | D-5300 | | | | | | | |
| 3 | D-5200 α | 12 | 16 | 20 | 25 | 33 | 38 | 45 |
| 4 | | 12 | 15 | 18 | 23 | 31 | 35 | 43 |

### Performance Specifications* Manual Materials & Construction

| | | |
|---|---|---|
| Product Standards | | 108-5453 |
| Test Report | | 501-5188 |
| Mounting Applicatoin Standard | | 114-5206 |
| hand tool instruction sheets | Crimping Tool Product Number : 234170-1 | 411-5712 |
| | Crimping Tool Product Number : 234171-1 | 411-5713 |
| | Crimping Tool Product Number : 91596-1 | 408-8547-1 |
| | Crimping Tool Product Number : 1366044-1 | 411-5976 |
| Withdrawal Tool (product number : 409158-1) Manual | | 411-5774 |

please order the manual concurrently An E-Catalogue is also available for download from the internet

### Material & Completion

| Category | Item | D-5200 | D-5300 | D-5200α |
|---|---|---|---|---|
| Contact | Material | Copper Alloy | | |
| | Finishing | Nickel Undercoat Gold Plating | Nickel Undercoat Gold/Silver Plating | Nickel Undercoat Gold Plating |
| Board Side Tab Post | Material | Copper Alloy | - | Copper Alloy |
| | Finishing | Nickel Undercoat Gold Plating | - | Nickel Undercoat Silver Plating |
| Housing | Material | UL94V-0, glass-reinforced thermoplastic PBT | | |

### Safety Specifications

The following safety standards have been approved based on the part number. Please check each model number to see whether it has been approved or not. In the meantime, please be aware that these may not match TE's own performance specifications.

| Series Standard | D - 5200 series (400 mill, 10.16 mm pitch). | | | D-5200Mα Series | | |
|---|---|---|---|---|---|---|
| | Voltage Rating | Current Rating | Temperature Rating | Voltage Rating | Current Rating | Temperature Rating |
| product standards 108-5453 | 630V AC/DC | (see above). | -55℃ ~+105℃ | - | (see above). | -55℃ ~+105℃ |
| UL File No.E28476 (Recognized Component) | determined according to the requirements of the machine in use | determined according to the requirements of the machine in use | - | - | determined according to the requirements of the machine in use | - |
| CSA Report No. LR 7189 | h600V AC/DC | AWG / A<br>16 / 13<br>14 / 18<br>12 / 25<br>10 / 30 | - | - | - | - |
| TÜV License No. R9650368 IP protection IP -00. overvoltage classification (II) number of insert / withdrawal repetitions 50 times | 600V AC/DC | AWG / A<br>16 / 15<br>14 / 20<br>12 / 25<br>10 / 30 | -30℃ ~+105℃ | - | AWG / A (1-3 / 4)<br>20 / 12.5 / 12.5<br>18 / 17.5 / 16<br>16 / 21 / 19.5<br>14 / 26 / 24<br>12 / 33 / 31<br>10 / 40 / 37.5<br>8 / 48 / 46 | -30℃ ~+105℃ |





## D-5000 Series List of Products by Application

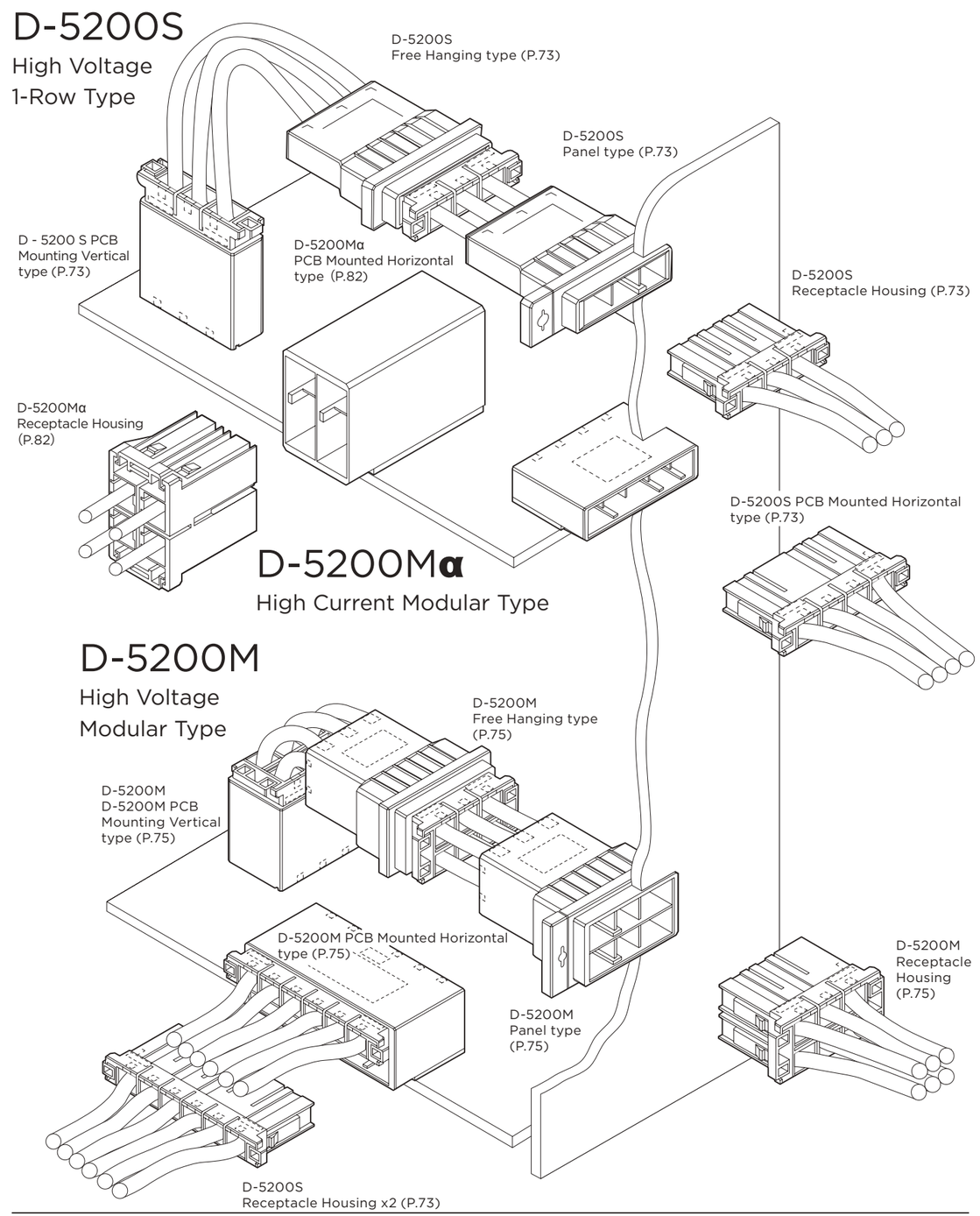

## D-5000 Series Contact

• Crimp type

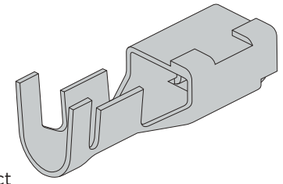

Receptacle Contact
(used in Receptacle Housing)

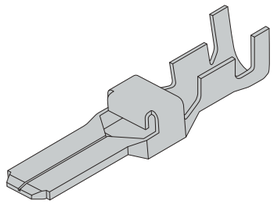

Tab Contact
(used in Tab Housing)

• gold-plated, silver-plated type

| Applicable Wiring Range | | Insulation Wire outer diameter mm | Wire Range Mark | Contact Part Number | | | | Tool Part Number | |
|---|---|---|---|---|---|---|---|---|---|
| | | | | Receptacle Contact | | Tab Contact | Sequential Tab Contact | Mini-Applicator | Hand Tool |
| AWG | mm² | | | | | | | | |
| 20 | 0.50 | 1.8-2.83 | SS | Strip Form | 1318985-2<br>1318985-3<br>1318985-6 | - | - | 1528106-2 | - |
| 16 | 1.25 | 2.35-3.23 | | Loose Form | 1318986-2<br>1318986-3<br>1318986-6 | - | - | - | 91596-1 |
| 16 | 1.25 | 3-3.80 | S | Strip Form | 179955-2<br>179955-3 | 917802-2<br>917802-3 | 84696-1 | 1366659-2 | - |
| 14 | 2.20 | | | Loose Form | 316040-2<br>316040-3<br>316040-6 | 917804-2<br>917804-3<br>917804-6 | 2013594-1 | - | 234170-1 |
| 12 | 3.50 | 4-5.2 | M | Strip Form | 179956-2<br>179956-3 | 917803-2<br>917803-3 | 84695-1 | 1366660-2 | - |
| 10 | 5.50 | | | Loose Form | 316041-2<br>316041-3<br>316041-6 | 917805-2<br>917805-3<br>917805-6 | 2013593-1 | - | 234171-1 |
| 8 | 8.00 | 4.9-7.8 | L | Strip Form | 1318696-2 | - | - | 1366658-3 | - |
| | | | | Loose Form | 1318697-2 | 1747443-6 | - | - | 1366044-1 |

Note:
The part number suffix is the code for plating.
1: 0.2  m thick gold plated
2:0.38  m thick gold plated
3:0.76  m thick gold plated
6:2.54  m thick gold plated
Minimum order quantity is provided for each product.
When ordering, specify your requirements by multiplying the quantity set for each.
Mini-Applicator is for use on Automachine.
Strip Form contacts are used with Mini-Applicator and Loose-Piece contacts are with hand tools.

• For more information please refer to P.109
If you have any questions please contact AT tooling Sales Department (044 - 900 - 5027)

• Electro-hydraulic tool PN2155369 -1 for use with 16 AWG to 8 AWG wire

The receptacle contact can be used in all receptacle housings, the tab contact can be used in all tab housings

NOTE: All products are RoHS compliant On selection. You need to confirm LOT and lead time







## D-5200S 1 Row High Current Type

### Part Number Chart

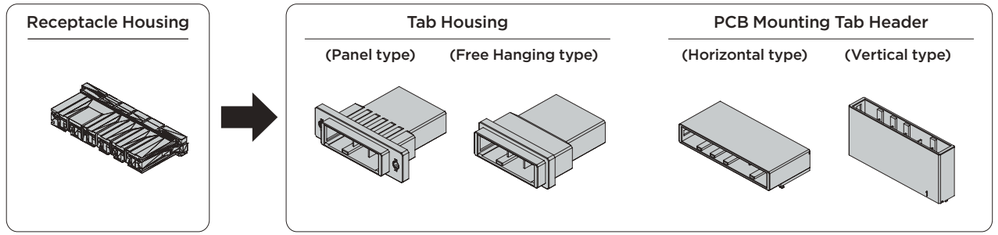


| No. of Pos. | Color | Key | Receptacle Housing | Plating | Tab Housing | | PCB Mounted Tab Header | | | |
|---|---|---|---|---|---|---|---|---|---|---|
| | | | | | | | Horizontal type | | Vertical type | |
| | | | | | Panel type | Free Hanging type | Standard type | Sequential type | Standard type | Sequential type |
| 2 | Black | X | 1-179958-2 | Gold | 1-353047-2 | 1-353046-2 | 1-353079-2 | - | 1-353080-2 | - |
| | Black | | | Gold | | | 1-353079-3 | - | 1-353080-3 | - |
| | Black | | | Gold | | | - | - | 6-353080-2 | - |
| | Black | Y | 2-179958-2 | Gold | 2-353047-2 | 2-353046-2 | - | - | 2-353080-2 | - |
| | Black | | | Gold | | | | - | 2-353080-3 | - |
| 3 | Black | X | 1-179958-3 | Gold | 1-353047-3 | 1-353046-3 | 1-353081-2 | 8-353081-2 | 1-353082-2 | 8-353082-2 |
| | Black | | | Gold | | | 1-353081-3 | - | 1-353082-3 | - |
| | Black | | | Gold | | | - | - | - | - |
| | Black | Y | 2-179958-3 | Gold | 2-353047-3 | 2-353046-3 | 2-353081-2 | - | 2-353082-2 | - |
| | Black | | | Gold | | | 2-353081-3 | - | 2-353082-3 | - |
| 4 | Black | X | 1-179958-4 | Gold | (D-5200M<br>2 row 4, 6 pole as in P 75) | | 1-917541-2 | 8-917541-2 | 1-917542-2 | 8-917542-2 |
| | Black | | | Gold | | | 1-917541-3 | - | 1-917542-3 | |
| | Black | Y | 2-179958-4 | Gold | | | 2-917541-2 | - | 2-917542-2 | - |
| | Black | | | Gold | | | - | - | 2-917542-3 | - |
| 6 | Black | X | 1-179958-6 | Gold | | | 1-179959-2 | - | 1-179960-2 | - |
| | Black | | | Gold | | | 1-179959-3 | - | 1-179960-3 | - |
| | Black | X | 2-179958-6 | Gold | | | - | - | 6-179960-2 | - |
| | Black | Y | | Gold | | | 2-179959-2 | - | 2-179960-2 | - |
| | Black | | | Gold | | | 2-179959-3 | - | 2-179960-3 | - |
| | Black | | | Gold | | | - | - | 7-179960-2 | - |

### Related product information

Application Contact ...P.72
Performance • Specifications ...P.70

### Mating Dimension

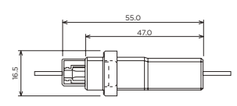


Panel/Free Hanging type

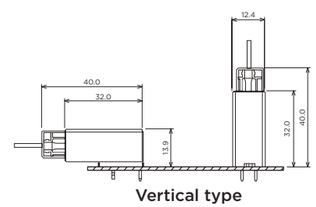


Vertical type

NOTE: All products are RoHS compliant On selection.
You need to confirm LOT and lead time

# D-5200S 1 Row High Current Type

## External Dimension

• Receptacle Housing

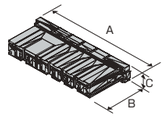


| No.of Pos. | Keying | Plating | Color | Part Number | Dimensions | | |
|---|---|---|---|---|---|---|---|
| | | | | | A | B | C |
| 2 | X | - | Black | 1-179958-2 | 35.8 | 29.0 | 9.8 |
| | Y | - | Black | 2-179958-2 | | | |
| 3 | X | - | Black | 1-179958-3 | 46.0 | 29.0 | 9.8 |
| | Y | - | Black | 2-179958-3 | | | |
| 4 | X | - | Black | 1-179958-4 | 53.7 | 29.0 | 9.8 |
| | Y | - | Black | 2-179958-4 | | | |
| 6 | X | - | Black | 1-179958-6 | 74.0 | 29.0 | 9.8 |
| | Y | - | Black | 2-179958-6 | | | |

• Tab Housing

Panel type

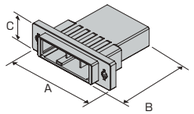


| No.of Pos. | Keying | Plating | Color | Part Number | Dimensions | | |
|---|---|---|---|---|---|---|---|
| | | | | | A | B | C |
| 2 | X | - | Black | 1-353047-2 | 47.0 | 47.0 | 16.5 |
| | Y | - | Black | 2-353047-2 | | | |
| 3 | X | - | Black | 1-353047-3 | 57.0 | 47.0 | 16.5 |
| | Y | - | Black | 2-353047-3 | | | |

• Tab Housing

Free Hanging type

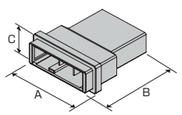


| No.of Pos. | Keying | Plating | Color | Part Number | Dimensions | | |
|---|---|---|---|---|---|---|---|
| | | | | | A | B | C |
| 2 | X | - | Black | 1-353046-2 | 33.4 | 47.0 | 16.5 |
| | Y | - | Black | 2-353046-2 | | | |
| 3 | X | - | Black | 1-353046-3 | 43.6 | 47.0 | 16.5 |
| | Y | - | Black | 2-353046-3 | | | |

• PCB Mounting Tab Header

Horizontal type

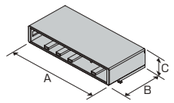


| No.of Pos. | Keying | Plating | Color | Part Number | Dimensions | | |
|---|---|---|---|---|---|---|---|
| | | | | | A | B | C |
| 2 | X | Gold | Black | 1-353079-2 | 29.4 | 32.0 | 13.9 |
| | | Gold | Black | 1-353079-3 | | | |
| 3 | X | Gold | Black | 1-353081-2 | 39.5 | 32.0 | 13.9 |
| | | Gold | Black | 8-353081-2 | | | |
| | | Gold | Black | 1-353081-3 | | | |
| | Y | Gold | Black | 2-353081-2 | | | |
| | | Gold | Black | 2-353081-3 | | | |
| 4 | X | Gold | Black | 1-917541-2 | 49.7 | 32.0 | 13.9 |
| | | Gold | Black | 8-917541-2 | | | |
| | | Gold | Black | 1-917541-3 | | | |
| | Y | Gold | Black | 2-917541-2 | | | |
| 6 | X | Gold | Black | 1-179959-2 | 70.0 | 32.0 | 13.9 |
| | | Gold | Black | 1-179959-3 | | | |
| | Y | Gold | Black | 2-179959-2 | | | |
| | | Gold | Black | 2-179959-3 | | | |

• PCB Mounting Tab Header

Vertical type

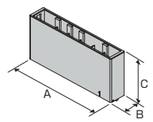


| No.of Pos. | Keying | Plating | Color | Part Number | Dimensions | | |
|---|---|---|---|---|---|---|---|
| | | | | | A | B | C |
| 2 | X | Gold | Black | 1-353080-2 | 29.4 | 12.4 | 32.0 |
| | | Gold | Black | 1-353080-3 | | | |
| | | Gold | Black | 6-353080-2 | | | |
| | Y | Gold | Black | 2-353080-2 | | | |
| | | Gold | Black | 2-353080-3 | | | |
| 3 | X | Gold | Black | 1-353082-2 | 39.5 | 12.4 | 32.0 |
| | | Gold | Black | 8-353082-2 | | | |
| | | Gold | Black | 1-353082-3 | | | |
| | Y | Gold | Black | 2-353082-2 | | | |
| | | Gold | Black | 2-353082-3 | | | |
| 4 | X | Gold | Black | 1-917542-2 | 49.7 | 12.4 | 32.0 |
| | | Gold | Black | 8-917542-2 | | | |
| | | Gold | Black | 1-917542-3 | | | |
| | Y | Gold | Black | 2-917542-2 | | | |
| | | Gold | Black | 2-917542-3 | | | |
| 6 | X | Gold | Black | 1-179960-2 | 70.0 | 12.4 | 32.0 |
| | | Gold | Black | 1-179960-3 | | | |
| | | Gold | Black | 6-179960-2 | | | |
| | Y | Gold | Black | 2-179960-2 | | | |
| | | Gold | Black | 2-179960-3 | | | |
| | | Gold | Black | 7-179960-2 | | | |

NOTE: All products are RoHS compliant On selection.
You need to confirm LOT and lead time







# D-5200M 2 Row High Current Modular Type

## Part Number Chart

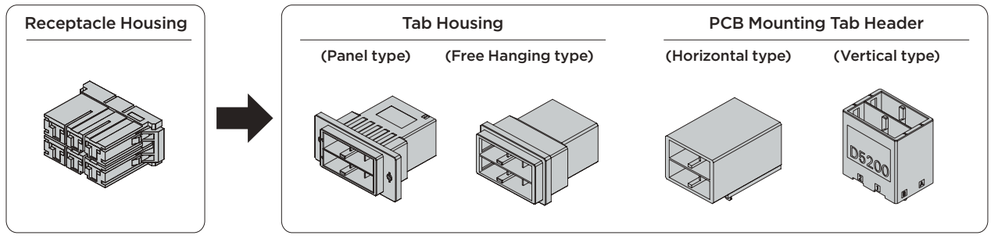


| No. of Pos. | Color | Key | Receptacle Housing | Plating | Tab Housing | | PCB Mounting Tab Header | | | |
|---|---|---|---|---|---|---|---|---|---|---|
| | | | | | | | Horizontal type | | Vertical type | |
| | | | | | Panel type | Free Hanging type | Standard type | Sequential type | Standard type | Sequential type |
| 4 | Black | XX | 1-917807-2 | Gold/Silver | 1-917809-2 | 1-917808-2 | 1-1123309-2 | 8-1123309-2 | 1-1981458-6 | - |
| | Black | YY | 2-917807-2 | Gold/Silver | 2-917809-2 | 2-917808-2 | 2-1123309-2 | - | 2-1981458-6 | - |
| | Black | XY | 3-917807-2 | Gold/Silver | 3-917809-2 | 3-917808-2 | 3-1123309-2 | - | 3-1981458-6 | - |
| 6 | Black | XX | 1-917807-3 | - | 1-917809-3 | 1-917808-3 | - | - | - | - |
| | Black | YY | 2-917807-3 | - | 2-917809-3 | 2-917808-3 | - | - | - | - |
| | Black | XY | 3-917807-3 | - | 3-917809-3 | 3-917808-3 | - | - | - | - |
| 8 | Black | XX | -※1 | Gold | - | - | 1123829-1 | - | - | - |
| | Black | YY | - | - | - | - | - | - | - | - |
| | Black | XY | - | - | - | - | - | - | - | - |

* Use two of 1-179958-4

## Related product information

Application Contact ...P.72
Performance • Specifications ...P.70

## Mating Dimension

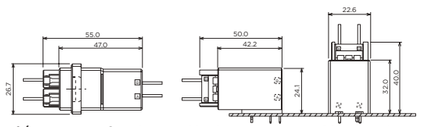


Panel/Free Hanging type Horizontal type Vertical type

NOTE: All products are RoHS compliant On selection.
You need to confirm LOT and lead time

# D-5200M 2 Row High Current Modular Type

## External Dimension

• Receptacle Housing

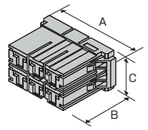


| No.of Pos. | Keying | Plating | Color | Part Number | Dimensions | | |
|---|---|---|---|---|---|---|---|
| | | | | | A | B | C |
| 4 | XX | - | Black | 1-917807-2 | 33.4 | 29.0 | 20.0 |
| | YY | - | Black | 2-917807-2 | | | |
| | XY | - | Black | 3-917807-2 | | | |
| 6 | XX | - | Black | 1-917807-3 | 43.5 | 29.0 | 20.0 |
| | YY | - | Black | 2-917807-3 | | | |
| | XY | - | Black | 3-917807-3 | | | |

• Tab Housing

Panel type

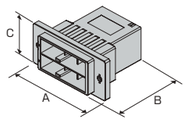


| No.of Pos. | Keying | Plating | Color | Part Number | Dimensions | | |
|---|---|---|---|---|---|---|---|
| | | | | | A | B | C |
| 4 | XX | - | Black | 1-917809-2 | 47.0 | 47.0 | 26.7 |
| | YY | - | Black | 2-917809-2 | | | |
| | XY | - | Black | 3-917809-2 | | | |
| 6 | XX | - | Black | 1-917809-3 | 57.0 | 47.0 | 26.7 |
| | YY | - | Black | 2-917809-3 | | | |
| | XY | - | Black | 3-917809-3 | | | |

Free Hanging type

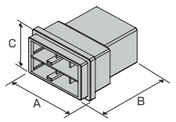


| No.of Pos. | Keying | Plating | Color | Part Number | Dimensions | | |
|---|---|---|---|---|---|---|---|
| | | | | | A | B | C |
| 4 | XX | - | Black | 1-917808-2 | 33.4 | 47.0 | 26.7 |
| | YY | - | Black | 2-917808-2 | | | |
| | XY | - | Black | 3-917808-2 | | | |
| 6 | XX | - | Black | 1-917808-3 | 43.6 | 47.0 | 26.7 |
| | YY | - | Black | 2-917808-3 | | | |
| | XY | - | Black | 3-917808-3 | | | |

• PCB Mounting Tab Header

Horizontal type

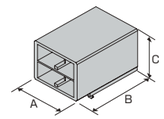


| No.of Pos. | Keying | Plating | Color | Part Number | Dimensions | | |
|---|---|---|---|---|---|---|---|
| | | | | | A | B | C |
| 4 | XX | Gold | Black | 1-1123309-2 | 29.4 | 42.2 | 24.1 |
| | YY | Gold | Black | 2-1123309-2 | | | |
| | XY | Gold | Black | 3-1123309-2 | | | |
| 8 | XX | Gold | Black | 1123829-1 | 49.7 | 32.0 | 26.3 |

Sequential type

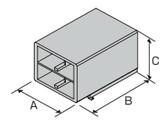


| No.of Pos. | Keying | Plating | Color | Part Number | Dimensions | | |
|---|---|---|---|---|---|---|---|
| | | | | | A | B | C |
| 4 | XX | Gold | Black | 8-1123309-2 | 29.4 | 42.2 | 24.1 |

Vertical type

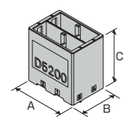


| No.of Pos. | Keying | Plating | Color | Part Number | Dimensions | | |
|---|---|---|---|---|---|---|---|
| | | | | | A | B | C |
| 4 | XX | Silver | Black | 1-1981458-6 | 29.4 | 22.6 | 32.0 |
| | YY | Silver | Black | 2-1981458-6 | | | |
| | XY | Silver | Black | 3-1981458-6 | | | |

NOTE: All products are RoHS compliant On selection.
You need to confirm LOT and lead time







# D-5300 Reverse Mount Type

## Part Number Chart

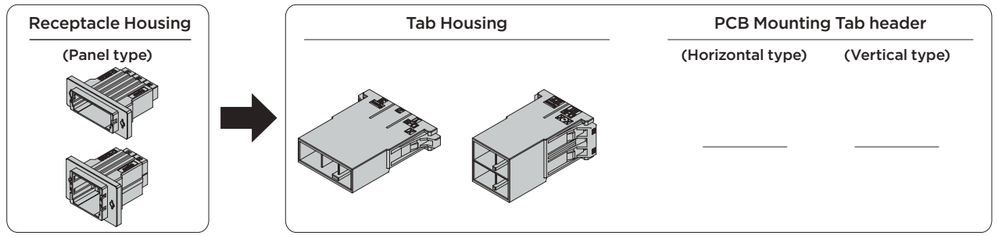


| No. of Pos. | Color | Key | Receptacle Housing | Plating | Tab Housing | PCB Mounting Tab Header | |
|---|---|---|---|---|---|---|---|
| | | | Panel type | | | Horizontal type | Vertical type |
| 3 | Black | X | 1-1747821-3 | - | 1-1747819-3 | - | - |
| | Black | Y | 2-1747821-3 | - | 2-1747819-3 | - | - |
| 4 | Black | XX | 1-1747822-2 | - | 1-1747820-2 | - | - |
| | Black | YY | 2-1747822-2 | - | 2-1747820-2 | - | - |
| | Black | XY | 3-1747822-2 | - | 3-1747820-2 | - | - |
| | Natural | XX | 1-2069332-1 | - | 1-2069331-1 | - | - |
| | Yellow | XY | 3-2069332-2 | - | 3-2069331-2 | - | - |
| | Blue | YY | 2-2069332-3 | - | 2-2069331-3 | - | - |

## Related product information

Application Contact ...P.72
Performance • Specifications ...P.70

## Mating Dimension

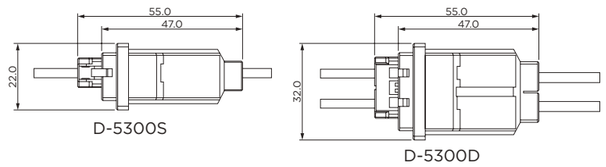


**Panel Mount type**

## External Dimension

• Receptacle Housing

Panel Mount type

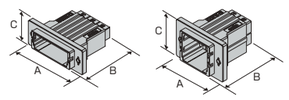


| No.of Pos. | Keying | Plating | Color | Part Number | Dimensions | | |
|---|---|---|---|---|---|---|---|
| | | | | | A | B | C |
| 3 | X | - | Black | 1-1747821-3 | 57.0 | 47.0 | 22.0 |
| | Y | - | Black | 2-1747821-3 | | | |
| 4 | XX | - | Black | 1-1747822-2 | 47.0 | 47.0 | 32.0 |
| | YY | - | Black | 2-1747822-2 | | | |
| | XY | - | Black | 3-1747822-2 | | | |
| | XX | - | Natural | 1-2069332-1 | | | |
| | XY | - | Yellow | 3-2069332-2 | | | |
| | XY | - | Blue | 2-2069332-3 | | | |

• Tab Housing

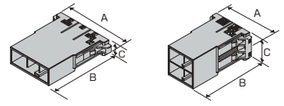


| No.of Pos. | Keying | Plating | Color | Part Number | Dimensions | | |
|---|---|---|---|---|---|---|---|
| | | | | | A | B | C |
| 3 | X | - | Black | 1-1747819-3 | 46.5 | 47.0 | 12.5 |
| | Y | - | Black | 2-1747819-3 | | | |
| 4 | XX | - | Black | 1-1747820-2 | 33.8 | 47.0 | 22.6 |
| | YY | - | Black | 2-1747820-2 | | | |
| | XY | - | Black | 3-1747820-2 | | | |
| | XX | - | Natural | 1-2069331-1 | | | |
| | XY | - | Yellow | 3-2069331-2 | | | |
| | YY | - | Blue | 2-2069331-3 | | | |

NOTE: All products are RoHS compliant On selection.
You need to confirm LOT and lead time

# D-5200 Dyna-Tap 12P (4Px3 Row), 20P (5Px4 Row)

## Part Number Chart

**Receptacle Housing**

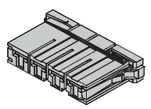

**Tab Housing**

(Panel type)

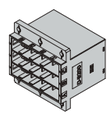

(Free Hanging type)

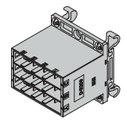

**Board Mounting Tab Header**

(Horizontal type) (Vertical type)

| No of Pos. | Color | Key | Receptacle Housing | Plating | Tab Housing | | PCB Mounting Tab Header | |
|---|---|---|---|---|---|---|---|---|
| | | | | | Panel & Din Rail Type | Free Hanging type | Horizontal type | Vertical type |
| 4 | Black | - | 1-179958-4 | - | - | - | - | - |
| 12 | Black | - | - | Gold | 1903146-1※1 | 1903146-3 | - | - |
| 12 | Black | - | - | Gold | 1903146-2※2 | 1-1903146-3 | - | - |
| 20 | Black | - | - | Gold | 2013285-1 | - | - | - |
| | Black | - | - | Gold | 2013285-2※2 | 2013285-3 | - | - |

*1 : front panel type *2 : bottom panel type

## Mating Dimension

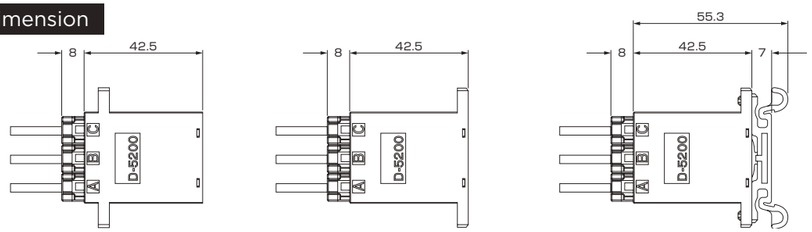


• Mating Dimension

Receptacle Housing

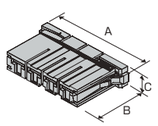


| No.of Pos. | Keying | Plating | Color | Part Number | Dimensions | | |
|---|---|---|---|---|---|---|---|
| | | | | | A | B | C |
| 4 | - | - | Black | 1-179958-4 | 53.7 | 29.0 | 9.8 |

• Tab Housing

Panel type

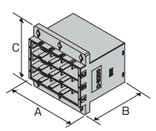


| No.of Pos. | Keying | Plating | Color | Part Number | Dimensions | | |
|---|---|---|---|---|---|---|---|
| | | | | | A | B | C |
| 12 | - | Gold | Black | 1903146-1 | 49.7 | 42.5 | 50.0 |
| | - | Gold | Black | 1903146-2 | | | |
| 20 | - | Gold | Black | 2013285-1 | 50.5 | 42.5 | 76.4 |
| | - | Gold | Black | 2013285-2 | | | |

DIN Rail type

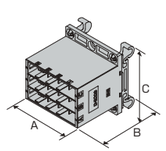


| No.of Pos. | Keying | Plating | Color | Part Number | Dimensions | | |
|---|---|---|---|---|---|---|---|
| | | | | | A | B | C |
| 12 | - | Gold | Black | 1903146-3 | 49.7 | 55.3 | 50.0 |
| | - | Gold | Black | 1-1903146-3 | | | |
| 20 | - | Gold | Black | 2013285-3 | 53.0 | 55.3 | 76.4 |

NOTE: All products are RoHS compliant On selection.
You need to confirm LOT and lead time







# Dyna-Clamp Kit/Cable Clamp Kit

## Part Number Chart

**Receptacle Housing**

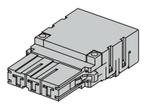

**Tab Housing**

(Panel type)

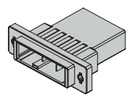

(Free Hanging type)

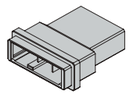

**Board Mounting Tab Header**

(Horizontal type)

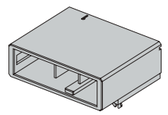

(Vertical type)




| No. of Pos | Key | Cable Clamp | Tab Housing | | PCB Mounted Tab Header | |
|---|---|---|---|---|---|---|
| | | | Panel type | Free Hanging type | Horizontal type | Vertical type |
| 3 | - | 1473668-1 | 1-353047-3 | 1-353046-3 | 1-353081-2 | 1-353082-2 |
| | | | | | 1-353081-3 | 1-353082-3 |

## Mating Dimension

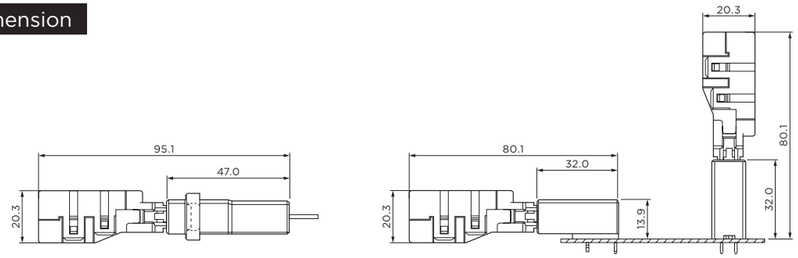


Panel/Free Hanging type

Horizontal/Vertical type

## External Dimension

• Cable Clamp

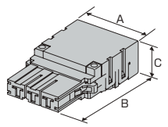


| No.of Pos. | Keying | Plating | Color | Part Number | Dimensions | | |
|---|---|---|---|---|---|---|---|
| | | | | | A | B | C |
| 3 | - | - | Black | 1473668-1 | 40.3 | 69.3 | 20.3 |

NOTE: All products are RoHS compliant On selection.
You need to confirm LOT and lead time

## Dyna-Clamp Kit/Cable Clamp Kit

• Tab Housing

Panel type C

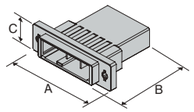


| No.of Pos. | Keying | Plating | Color | Part Number | Dimensions | | |
|---|---|---|---|---|---|---|---|
| | | | | | A | B | C |
| 3 | X | - | Black | 1-353047-3 | 57.0 | 47.0 | 12.1 |

• Tab Housing

Free Hanging type C

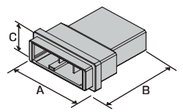


| No.of Pos. | Keying | Plating | Color | Part Number | Dimensions | | |
|---|---|---|---|---|---|---|---|
| | | | | | A | B | C |
| 3 | X | - | Black | 1-353046-3 | 43.6 | 47.0 | 12.1 |

• Board Mounting Tab Header

Horizontal type

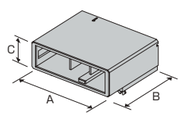


| No.of Pos. | Keying | Plating | Color | Part Number | Dimensions | | |
|---|---|---|---|---|---|---|---|
| | | | | | A | B | C |
| 3 | X | Gold | Black | 1-353081-2 | 39.5 | 32.0 | 13.9 |
| | | Gold | Black | 1-353081-3 | | | |

Vertical type

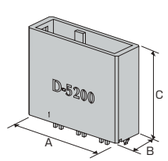


| No.of Pos. | Keying | Plating | Color | Part Number | Dimensions | | |
|---|---|---|---|---|---|---|---|
| | | | | | A | B | C |
| 3 | X | Gold | Black | 1-353082-2 | 39.5 | 12.4 | 32.0 |
| | | Gold | Black | 1-353082-3 | | | |

NOTE: All products are RoHS compliant On selection.
You need to confirm LOT and lead time







## D-5000α Series Contact

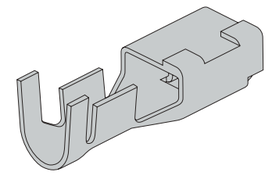

• D-5α Series silver plate type

| Applicable Wiring Range | | Insulated Wire mm | Wire Range Mark | Contact Part Number | | | Applicable Tool Product Number | | | |
|---|---|---|---|---|---|---|---|---|---|---|
| | | | | Receptacle Contact | | Tab Contact | Hand Tool | Electric Hydraulic type Tool*5 | Dice*6 | Mini Applicator |
| AWG | mm² | | | Strip Form | Loose Piece | Loose Piece | | | | |
| 20 | 0.50 | 1.8-2.83 | SS | 1318985-6 | 1318986-6 | - | 91596-1 | - | - | 1366757-2<br>1528106-2 |
| 16 | 1.25 | 2.35-3.23 | | | | | | | | |
| 16 | 1.25 | 3-3.80 | S | 179955-6 | 316040-6 | 917804-6 | 234170-1 | 2155369-1 | 2155822-1 | 1366659-2<br>1426229-2※1 |
| 14 | 2.20 | | | | | | | | | |
| 12 | 3.50 | 4-5.2 | M | 179956-6 | 316041-6 | 917805-6 | 234171-1 | | 2155503-1 | 1366660-2※2<br>2151086-2※3 |
| 10 | 5.50 | | | | | | | | | |
| 8 | 8.00 | 4.9-7.8 | L | 131896-6 | 1318697-6 | 1747443-6 | 1366044-1 | | 2155502-1 | 1366658-3<br>1426325-2※4 |

Note: model number '-6' for plating means 2.54 m silver plating
When placing your order, please check with the confirmed sale slots.
Please contact our sales department or purchase distributor for more information.

For mini applicator, please contact our sales department
The connected contact is for use with mini applicator (bench machine), the loose contact is for use with hand tools

1. applicable terminal : 179955- ☐
2. applicable terminal : 179956- ☐ 917803- ☐ 84695- ☐
3. applicable terminal : 179956- ☐ 917803- ☐
4. applicable terminal : 1318696- ☐

5. for more information please refer to P.109
If you have any questions please contact AT tooling Sales Department (044 - 900 - 5027)

6. electro-hydraulic tool with 2155369 -1

Receptacle contacts can be used in all housings.

NOTE: All products are RoHS compliant On selection.
You need to confirm LOT and lead time

# D-5200Mα 2 Row High Current/Voltage Modular Type

## Part Number Chart

**Receptacle Housing**

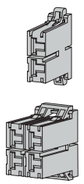

**Tab Housing**

**(Panel type)** **(Free Hanging type)**

**Board Mounting Tab Header**

**(Horizontal type)** **(Vertical type)**

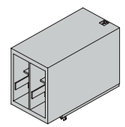

| No of Pos. | Color | Key | Receptacle Housing | Plating | Tab Housing | | PCB Mounting Tab Header | |
|---|---|---|---|---|---|---|---|---|
| | | | | | Panel type | Free Hanging type | Horizontal type | Vertical type |
| 2 | Black | X | 1-179958-2 | - | - | - | - | - |
| | Black | Y | 2-179958-2 | - | - | - | - | - |
| 4 | Black | XX | 1-917807-2 | Silver | - | - | 1-1318983-6 | - |
| | Black | YY | 2-917807-2 | Silver | - | - | 2-1318983-6 | - |
| | Black | XY | 3-917807-2 | Silver | - | - | 3-1318983-6 | - |

Note: Receptacle housing 2-pole D-5200S and 4-pole D-5200M are the same product
However, contact used is D-5α(silver plating • type)

## Related product information

Application Contact ...P.81
Performance • Specifications ...P.70

## Mating Dimension

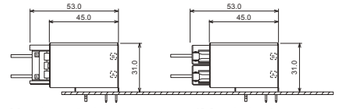


**Horizontal type** **(Modular)**

## External Dimension

• Receptacle Housing

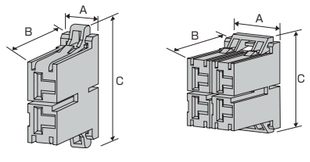


| No.of Pos. | Keying | Plating | Color | Part Number | Dimensions | | |
|---|---|---|---|---|---|---|---|
| | | | | | A | B | C |
| 2 | X | - | Black | 1-179958-2 | 9.8 | 29.0 | 23.8 |
| | Y | - | Black | 2-179958-2 | | | |
| 4 | XX | - | Black | 1-917807-2 | 20.0 | 29.0 | 33.4 |
| | YY | - | Black | 2-917807-2 | | | |
| | XY | - | Black | 3-917807-2 | | | |

• PCB Mounting Tab Header
Horizontal type

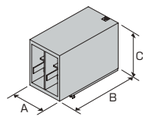


| No.of Pos. | Keying | Plating | Color | Part Number | Dimensions | | |
|---|---|---|---|---|---|---|---|
| | | | | | A | B | C |
| 4 | XX | Silver | Black | 1-1318983-6 | 22.6 | 45.0 | 30.9 |
| | YY | Silver | Black | 2-1318983-6 | | | |
| | XY | Silver | Black | 3-1318983-6 | | | |

NOTE: All products are RoHS compliant On selection.
You need to confirm LOT and lead time







# D-5900 - Spring Clamp

## D-5900 Spring Clamp

• Receptacle Assembly

• Board Mount Header Assembly



| 5900 Spring Clamp Parts List | | | | | |
|---|---|---|---|---|---|
| No of Pos. | Color | Key | Receptacle Assembly | Plating | Board-Mounting Header Assembly (Horizontal Type) |
| 4 | Black | X | 4-2260663-1 | Gold | 4-2260661-1 |
| | | Y | 4-2260663-2 | | 4-2260661-2 |
| 6 | Black | X | 6-2260663-1 | | 6-2260661-1 |
| | | Y | 6-2260663-2 | | 6-2260661-2 |

• Spring Opener Tool

| Part Number | Description |
|---|---|
| 2260828-1 | DYNAMIC D5900 OPENER |

# DZ-5200

Useful for enabling cableless control board. High-current board to board connectors with 30A per contact.

- Equipped with retention leg to protect board from load
- Space allocated to prevent twisting the contact
- Circuit numbers are easy to identify even for board connectors
- Keying function included for flexibility when using multiple units
- Soldering without masking



## Performance Specifications

| Item \ Pitch | 200 mils/400 mils<br>5.08mm/10.16mm |
|---|---|
| Voltage Rating | 5.08mm Pitch : 250V AC (RMS)/DC<br>10.16mm Pitch : 600V AC (RMS)/DC |
| Current Rating | 5.08mm Pitch : 20A<br>10.16mmPitch : 30A |
| Contact Resistance | 2mΩmax |
| Dielectric Withstanding Voltage | 5.08mm Pitch : 2,200V AC 1minute<br>10.16mm Pitch : 4,000V AC 1minute |
| Operating Temperature | -55~+105℃ |
| Product Standards | 108-78186 |

## Material and Completion

| Category | Material | Completion |
|---|---|---|
| Receptacle Contact<br>Tab Contact | Phosphorous Bronze<br>Copper Alloy | Gold Plate (contact parts)<br>Nickel Undercoat Gold Plate |
| Tab Post | Phosphorous Bronze | Tin Plate or (contact parts) Gold Plate<br>Nickel Undercoat Gold Plate |
| Housing | UL94V-0, Glass-Reinforced Thermoplastic PBT | |







# DZ-5200

## Part Number Chart




| No.of Pos. | Color | Keying | Receptacle Header | Plating | - | Tab Header |
|---|---|---|---|---|---|---|
| 3 | Black | - | 5-1747147-3 | Gold | - | 5-1747145-3 |
| 4 | Black | - | 5-1747147-4 | Gold | - | 5-1747145-4 |
| 5 | Black | - | 1-1747147-5 | Gold | - | 1-1747145-5 |
| 7 | Black | - | 1-1747147-7 | Gold | - | 1-1747145-7 |

## External Dimension

- Receptacle Header

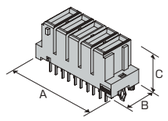


| No.of Pos. | Keying | Plating | Color | Part Number | Dimensions | | |
|---|---|---|---|---|---|---|---|
| | | | | | A | B | C |
| 3 | - | Gold | Black | 5-1747147-3 | 30.8 | 11.5 | 14.0 |
| 4 | - | Gold | Black | 5-1747147-4 | 40.9 | 11.5 | 14.0 |
| 5 | - | Gold | Black | 1-1747147-5 | 30.8 | 11.5 | 14.0 |
| 7 | - | Gold | Black | 1-1747147-7 | 40.9 | 11.5 | 14.0 |

- Tab Header

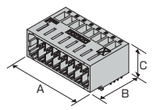


| No.of Pos. | Keying | Plating | Color | Part Number | Dimensions | | |
|---|---|---|---|---|---|---|---|
| | | | | | A | B | C |
| 3 | - | Gold | Black | 5-1747145-3 | 28.8 | 27.0 | 17.5 |
| 4 | - | Gold | Black | 5-1747145-4 | 39.0 | 27.0 | 17.5 |
| 5 | - | Gold | Black | 1-1747145-5 | 28.8 | 27.0 | 17.5 |
| 7 | - | Gold | Black | 1-1747145-7 | 39.0 | 27.0 | 17.5 |

NOTE: All products are RoHS compliant On selection.
You need to confirm LOT and lead time

## Dynamic HTS Module

Dynamic connector developed for applications that need heavy duty waterproofing. Now it is possible to use Dynamic series connectors for everything inside and outside the control board.



Performance Specifications

| Item \ Pitch | D-2800 | D-3800 | D-4800 | D-5800 |
|---|---|---|---|---|
| Voltage Rating | 250VAC/DC | 600VAC/DC | 600VAC/DC | 630VAC/DC |
| Current Rating | 5A | 15A | 25A | 40A |
| | AWG#18 as powersource | AWG#16 as powersource | AWG#16 as powersource | AWG#16 as powersource |
| Contact Resistance | 10mΩ max | | | 2mΩ max |
| Dielectric Withstanding Voltage | 1,500VAC (1 minute) | | 2,500VAC (1 minute) | 3,000VAC (1 minute) |
| Operating Temperature | -55-+105℃ | | | |
| Product Standards | 108-78284 | 108-78285 | 108-78388 | 108-78389 |
| Mounting Application Standard | 114-5258 | 114-5148 | 114-5369 | 114-5206 |

Material and Completion

| Category | Material | Completion |
|---|---|---|
| Receptacle Contact Tab Contact | Phosphorous Bronze Copper Alloy | Nickel Undercoat Gold Plating (0.38 μm) |
| Housing | UL94V-0, Glass-Reinforced Thermoplastic PBT | |

Contact
Proven DYNAMIC Series D - 2 and D-3, D-4, D - 5 Contacts used special tools and applicators from existing products can be used interchangeably
D - 2 Contact please refer to P28. D - 4 Contact please refer to P65.
D - 3 Contact please refer to P38. D - 5 Contact please refer to P72.





## Dynamic HTS Module

A collaboration between our own highly appraised Dynamic Series and the HTS series famed for its box connectors

Feature 1: Existing Dynamic Contacts can be used
Proven Dynamic Series contacts can be used without changing, so your existing special tools and applicators can be reused.

Feature 2
Depending on the combination, the wide variety of installation styles and sizes combined with the wide variety of HTS connector, metal hoods and frames, enable you to choose the number of poles freely.



Using Dynamic Series with HTS



1 module type



2 module type



3 module type



4 module type

Feature 3: Number of operations has been reduced
Cabling time is greatly reduced by introducing serial terminals which can take an automatic crimper.

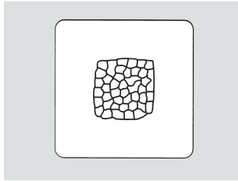

There is nothing more troublesome than poking a cable into a terminal hole for crimping

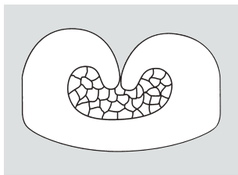

Lining up the cables for crimping makes life easy. Continuous terminals allow automatic crimping

Feature 4: Precise installation
Accuracy is improved by 30% even over the existing HTS high-accuracy type connector range



D-3000 4 module type 48 poles



D-2000 3 module type 90 poles

# Connector selection process

**Step1**

Select Current Value, Number of Poles

**Step2**

Select Wire Size

**Step3**

Select Contact, Housing

**Step4**

Frame Selection

**Step5**

Select Cable Fit (screw)

**Step6**

Select Metal Housing

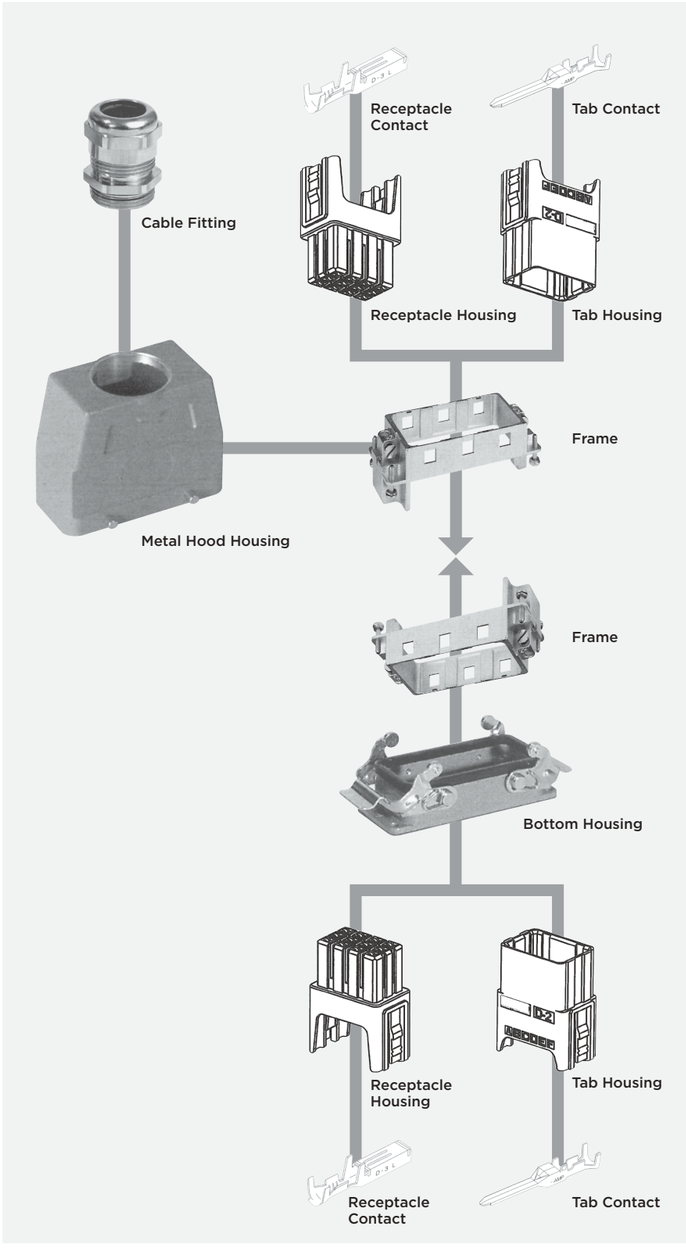






# Connector selection examples

**Step1** **Step2** Please refer to the table below to select number of poles and wire size for the current value.

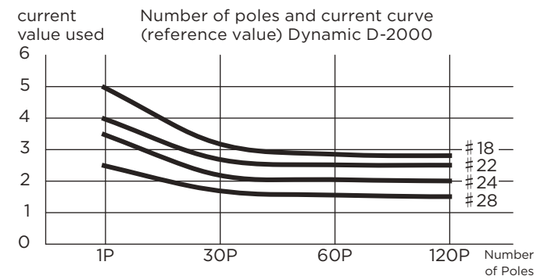


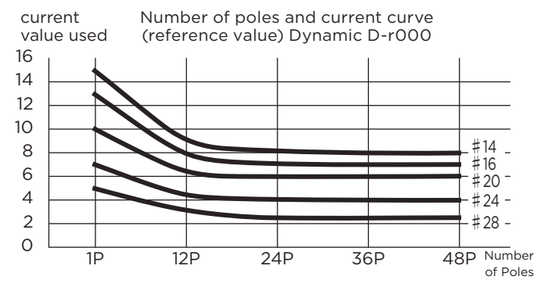


Connector selection example (1) shows the connector selection method supposing a current value of 8A on 20 poles and 3A on 20 poles. This example, the current curve example above shows that D-3000 using #16 meets the 8A 20 poles requirement, and D-2000 using #18 meets the 3A 20 poles requirement. (pleaserefer to P 28 and P 38 for contacts))
D-2000 contact：1318105-1、1318109-1
D-3000 contact：917484-□、917485-□

**Step3** **Step4**

To match the connectors, you can choose the Dynamic Housing with your own application. (see P.81, 82) and frame (see P.83).



Connector example (2)
As illustrated from the specification of example (1), 2 sets of D-3000 housing is required, and 1 set of D-2000 housing (selected from P.89,90). As there are 3 sets of housing in total, the 3-module frame is required (selected from P.83).
D-2000 housings：1747365-1, 1747366-1 (1 each)
D-3000 housings：1747363-1, 1747364-1 (2 each)
3-module frame：1108782-1, 1108782-2 (1 each)

**Step5**

Please select the cable fitting for your jacket cable thickness (P 84).



If a jacket cable diameter of 21mm is selected as on the above example, use the cable fitting applicable cable outer diameter chart (Dmin&Dmax) on page 84. In case it is a metal type, select PG29 or M32 cable fitting as the suitable model. An M32 type is selected in this example.
M32 cable fitting: 1 pc 3-1102770-2
Many cable fitting options are available. For options not available in P92 of the catalogue, please refer to HTS catalogue (889745 Rev, 01- 05).

**Step6**

Finally, referring to HTS catalogue (889745-2 Rev. 09-06), please choose the metal matching the frame and cable fittings in size. There are a further 3 lock options for the metal type.
＊When selecting the lock form, please ensure that the cable side and the housing side have the same lock format.



Connector selection example (4)
Selecting the suitable metal housing for the existing connector parts. With the M32 cable fitting mounted, the 3 module type (size 6) metal hood is selected from the HTS catalogue. In this example. the wiring takeoff direction is selected as both side locks of the horizontal type. In the same way, the bottom side metal housing is selected as both sides locks. Finally, load the existing parts into the metal housing to complete.
Metal Hood Housing：1106449- 4
Metal Bottom Housing：1-1102296-1

HTS Catalogue (889745-2 Rev.08-2011) has the details of the wide variety of metal housing types available. The HTS catalogue can be found on P.91 of this catalogue.

# Dynamic HTS Module

## Part Number Chart

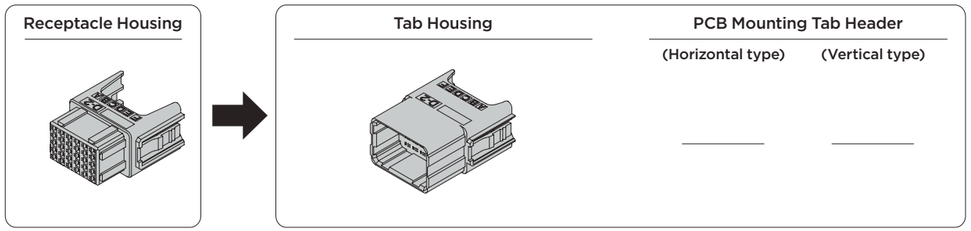


| No. of Pos. | Color | Key | Receptacle Housing | Plating | Tab Housing | Board Mounting Tab Header | |
|---|---|---|---|---|---|---|---|
| | | | | | | Horizontal type | Vertical type |
| 30 | Black | - | 1747365-1 | - | 1747366-1 | - | - |
| 12 | Black | - | 1747363-1 | - | 1747364-1 | - | - |
| 8 | Black | - | 1871416-1 | - | 1871417-1 | - | - |
| 4 | Black | - | 1871418-1 | - | 1871419-1 | - | - |

## D-2800

### External Dimension

• Receptacle Housing

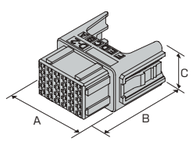


| No.of Pos. | Keying | Plating | Color | Part Number | Dimensions | | |
|---|---|---|---|---|---|---|---|
| | | | | | A | B | C |
| 30 | - | - | Black | 1747365-1 | 30.3 | 37.6 | 19.5 |

• Tab Housing

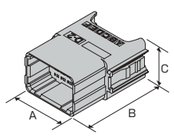


| No.of Pos. | Keying | Plating | Color | Part Number | Dimensions | | |
|---|---|---|---|---|---|---|---|
| | | | | | A | B | C |
| 30 | - | - | Black | 1747366-1 | 30.3 | 40.0 | 19.5 |

NOTE: All products are RoHS compliant On selection.
You need to confirm LOT and lead time





# Dynamic HTS Module

## D-3800

### External Dimension

• Receptacle Housing

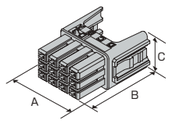


| No.of Pos. | Keying | Plating | Color | Part Number | Dimensions | | |
|---|---|---|---|---|---|---|---|
| | | | | | A | B | C |
| 12 | - | - | Black | 1747363-1 | 30.3 | 41.4 | 19.5 |

• Tab Housing

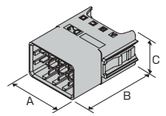


| No.of Pos. | Keying | Plating | Color | Part Number | Dimensions | | |
|---|---|---|---|---|---|---|---|
| | | | | | A | B | C |
| 12 | - | - | Black | 1747364-1 | 30.3 | 40.0 | 19.5 |

## D-4800

### External Dimension

• Receptacle Housing

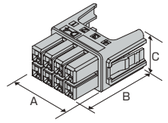


| No.of Pos. | Keying | Plating | Color | Part Number | Dimensions | | |
|---|---|---|---|---|---|---|---|
| | | | | | A | B | C |
| 8 | - | - | Black | 1871416-1 | 30.3 | 38.6 | 19.5 |

• Tab Housing

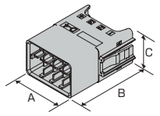


| No.of Pos. | Keying | Plating | Color | Part Number | Dimensions | | |
|---|---|---|---|---|---|---|---|
| | | | | | A | B | C |
| 8 | - | - | Black | 1871417-1 | 30.3 | 40.0 | 19.5 |

## D-5800

### External Dimension

• Receptacle Housing

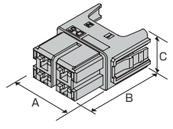


| No.of Pos. | Keying | Plating | Color | Part Number | Dimensions | | |
|---|---|---|---|---|---|---|---|
| | | | | | A | B | C |
| 4 | - | - | Black | 1871418-1 | 30.3 | 41.4 | 19.5 |

• Tab Housing

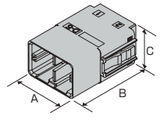


| No.of Pos. | Keying | Plating | Color | Part Number | Dimensions | | |
|---|---|---|---|---|---|---|---|
| | | | | | A | B | C |
| 4 | - | - | Black | 1871419-1 | 30.3 | 44.1 | 19.5 |

NOTE: All products are RoHS compliant On selection.
You need to confirm LOT and lead time

## Dynamic HTS Module

| Frame | Metal Hood Housing |
|---|---|

See HTS Catalogue 889745-2 Rev.08-2011

### Size 3 (1 module type)

Model : 1108784-1
male and female



See HTS catalogue P.72 to P.74

### Size 4 (2 module type)

Model : 11108783-1 (male)
1108783-2(female)





See HTS catalogue P.86 to P.88

### Size 6 (3 module type)

Model : 11108782-1 (male)
1108782-2 (female)





See HTS Catalogue: P.114 to P.116

### Size 8 (4 module type)

Model : 1108780-1 (male)
1108780-2 (female)




See HTS catalogue P.138 to P.140

NOTE: All products are RoHS compliant On selection.
You need to confirm LOT and lead time





## Dynamic Multipole Frame

### Product Introduction

Dynamic series connector modular type housing is held in a plastic frame, allowing simple one-stage insertion and withdrawal. Modular housings of the existing D-2800, 3800, 4800, and 5800 series can be freely inserted in the frame. Also, our unique lock will lock itself on insertion, and needs only finger pressure to unlock for withdrawal, making it easier for the assembler. This frame system greatly reduces the number of operations needed in installation and maintenance, saving time and avoiding mistakes.

### Product Features

* Modular structure of the dynamic series housing
* Panel (Housing) mounted
* One-touch lock* Lever for easy unlocking
* Misinsertion prevention structure
* Increase productivity

### Application

* Semiconductor and LCD manufacturing equipment
* Large-scale control equipment and machine tools
* Others

### Product Standards

Product Standard number 108-78268
Mounting Applied Standard 114-5377

### Product Specification

Product Standard for other items number 108-78644 (Please refer to the standard)

| Item | Standard |
|---|---|
| Frame Lock Strength | Tensile: 15kgf minimum |
| Durability | Maximum 50 times |

### Mating Dimension

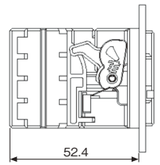


### Outside Dimension

• Cable Side Frame

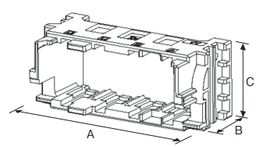


| Keying | Part Number | Dimension (mm) | | |
|---|---|---|---|---|
| | | A | B | C |
| W | 2069524-1 | 97.1 | 45.1 | 40.4 |

• Panel Side Frame

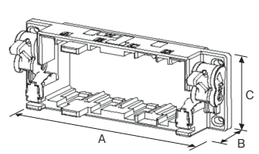


| Keying | Part Number | Dimension (mm) | | |
|---|---|---|---|---|
| | | A | B | C |
| W | 2069526-1 | 120.0 | 34.3 | 40.4 |

## Dynamic HTS Module

# Cable Fitting

### Plastic type

Grand fitting IP 68 plastic



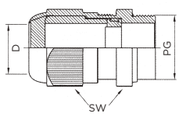


| PG | Dimension D | | SW | Designation | Part Number |
|---|---|---|---|---|---|
| | Minimum | Maximum | | | |
| 11 | 5 | 10 | 22 | HUT.11.P | 1-1106005-7 |
| 13.5 | 6 | 12 | 24 | HUT.13.P | 2-1106005-7 |
| 16 | 10 | 14 | 27 | HUT.16.P | 3-1106005-7 |
| 21 | 13 | 18 | 33 | HUT.21.P | 4-1106005-7 |
| 29 | 18 | 25 | 42 | HUT.29.P | 5-1106005-7 |

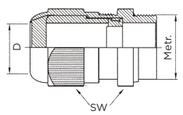


| Metr. | Dimension D | | SW | Designation | Part Number |
|---|---|---|---|---|---|
| | Minimum | Maximum | | | |
| M16 | 4 | 8 | 20 | HUT.M16.P | 1-1102771-6 |
| M20 | 6 | 12 | 24 | HUT.M20.P | 2-1102771-0 |
| M25 | 10 | 14 | 29 | HUT.M25.P | 2-1102771-5 |
| M32 | 13 | 18 | 36 | HUT.M32.P | 3-1102771-2 |
| M40 | 18 | 25 | 46 | HUT.M40.P | 4-1102771-0 |
| M50 | 22 | 32 | 55 | HUT.M50.P | 5-1102771-0 |

### Metal type

Ground fitting IP68 neoprene sealing insert or ring with a nickel plated brass connection screw

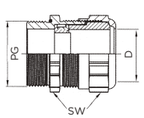


| PG | Dimension D | | SW | Designation | Part Number |
|---|---|---|---|---|---|
| | Minimum | Maximum | | | |
| 11 | 5 | 10 | 20 | HUT.11.MS | 1-1106006-9 |
| 13.5 | 6 | 12 | 22 | HUT.13.MS | 2-1106006-9 |
| 16 | 10 | 14 | 24 | HUT.16.MS | 3-1106006-9 |
| 21 | 13 | 18 | 30 | HUT.21.MS | 4-1106006-9 |
| 29 | 18 | 25 | 40 | HUT.29.MS | 5-1106006-9 |
| 36 | 22 | 32 | 50 | HUT.36.MS | 6-1106006-9 |
| 42 | 32 | 38 | 57 | HUT.42.MS | 7-1106006-9 |

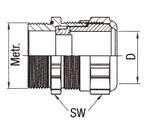


| Metr. | Dimension D | | SW | Designation | Part Number |
|---|---|---|---|---|---|
| | Minimum | Maximum | | | |
| M16 | 5 | 10 | 17 | HUT.M16.MS | 1-1102770-6 |
| M20 | 6 | 12 | 22 | HUT.M20.MS | 2-1102770-0 |
| M25 | 13 | 18 | 27 | HUT.M25.MS | 2-1102770-5 |
| M32 | 18 | 25 | 34 | HUT.M32.MS | 3-1102770-2 |
| M40 | 22 | 32 | 43 | HUT.M40.MS | 4-1102770-0 |

There are also many other options available. Please refer to P.188-193 of the HTS Catalogue for more information.





## D-7000 Series

### Series Introduction

The lineup of the Dynamic D7000 series includes the highest power rated connector in the series at max 65A (per contact, using max. wire size) It is available in board to wire, wire to wire, wire to panel - some are finger safe (Reverse Mount Type) - and long pin all providing stable electrical connections for semiconductor manufacturing machines, construction plant etc. The number of positions is the industry standard 4P, which will meet a wide range of application requirements. The receptive contact is the 'crown band' type containing a tube shape spring, meaning high current and smooth operation, offering performance with ease of use.



### Product Features

1. Achieved High Current and High Reliability up to 65A
   To accommodate the high current of 65A, we adopted, for the first time, a crown band with a multi-point contact mechanism in the receptacle contact. This contact is not only highly reliable, but disperses the heat generated when high current passes through the contact.
2. Protection class IP20 provided
   By using a new concept cap for the terminal part, IP20 finger protection is realized. This makes it ideal for power safety in industrial equipment such as semiconductor manufacturing machines, large control equipment, or construction plant.
3. Sequential connection is compatible
   2 types of pin contact are available, standard type and long type. This is ideal for applications when sequential connections from the crown pin are required.
4. Other
   * Standard type and reverse type are available, offering a wide variety of mating options
   * By using cable clamp type applicable to jacket cable, it can be used as an I/O connector

# D-7000 Series Performance Specifications Standards

## Performance Specifications/Wire Size/Current Rating

| Item | | | |
|---|---|---|---|
| Pitch | 16mm | | |
| Current Rating | 65A max | | |
| Voltage Rating | 630V AC/DC | | |
| Dielectric Withstanding volatage | 3000VAC | | |
| Total Resistance | 2mΩmax | | |
| Insertion Strength | 9.8N max (per pole) | | |
| Withdrawal Strength | 1.96N min (per pole) | | |
| Durability | 20 times (gold 0.76 μ m/hour) | | |
| Lock Strength | 196Nmin | | |

## Pos. Number/Wire Size/Current Rating

Units: A (Amps).

| No. of Pos. | Series | Wire Size(AWG) | | | | | |
|---|---|---|---|---|---|---|---|
| | | | 14 | 12 | 10 | 8 | 6 |
| 4 | Board-to-wire | 18 | 23 | 31 | 35 | 50 | 60 |
| 4 | Wire-to-wire | - | - | 31 | 35 | 55 | 65 |
| 4 | (wire to wire cable clamp type) | - | - | 25 | 35 | 45 | 55 |

## Performance Specifications

| | |
|---|---|
| Product Standards | 108-78470 |
| Test Report | 501-78004 |
| Mounting Applicatoin Standard | 114-5452 |

Please order the manual concurrently. An e Catalogue is also available for download from the internet.

## Material & Completion

| Category | Item | Pin Socket | Socket Contact Spring (crown contact) |
|---|---|---|---|
| Contact | Material | Copper | Copper Alloy |
| | Finishing | Nickel Undercoat Silver Plating | Nickel Undercoat Gold Plating |
| Board Side Tab Post | Material | Copper | |
| | Finishing | Nickel Undercoat Silver Plating | |
| Housing | Material | UL94V-0, glass-reinforced thermoplastic PBT | |

## Safety Specifications

For safety specifications, please contact our sales department or purchase distributor.





# D-7000 Series Contact

• Crimped types

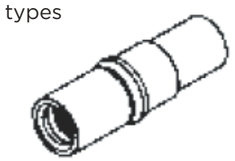

**Socket Contact**
**(socket housing usage)**

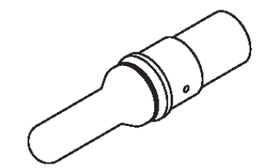

**Pin Contact**
**(pin housing usage)**

• Gold-plated, Silver-plated type

| Applicable Wiring Range | | External Insulation Coating | Contact Part Number | | | Applicable Tool Part Number | |
|---|---|---|---|---|---|---|---|
| | | | Socket Contact | Pin Contact | | | |
| AWG | mm² | mm | | | | | |
| 16-14 | 1.6-2.6 | 10 | 1871132-4 | - | | 409777-1 *1 | |
| 12-10 | 2.7-6.6 | 10 | 1871132-3 | Standard | 1871131-3 | 2155369-1 *2 | 2155816-1 *3 |
| | | | | Long | 1-1871131-3 | | 2155815-1 *4 |
| 8 | 6.7-10.5 | 10 | 1871132-2 | Standard | 1871131-2 | | 2155814-1 *5 |
| | | | | Long | 1-1871131-2 | | |
| 6 | 10.6-16.7 | 10 | 1871132-1 | Standard | 1871131-1 | | 2155810-1 *6 |
| | | | | Long | 1-1871131-1 | | |

Note: When placing your order, please check with the confirm sale slots.

Please contact our sales department or preferred distributor for more information.

1. hand tool (Crimp geometry is W crimp).
2. electro hydraulic tool for more information see P.109 If you have any questions please contact AT tooling Sales Department (044 - 900 - 5027)
3. Dice (2155369-1 use with electro hydraulic tool / applicable wire is AWG #12 / crimp format is hexagonal)
4. Dice (2155369-1 use with electro hydraulic tool / applicable wire is AWG #10 / crimp format is hexagonal)
5. Dice (2155369-1 use with electro hydraulic tool / applicable wire is AWG #8 / crimp format is hexagonal)
6. Dice (2155369-1 use with electro hydraulic tool / applicable wire is AWG #6 / crimp format is hexagonal

The receptacle contact can be used in all receptacle housings, the tab contact can be used in all tab housings
For details see P. 109

NOTE: All products are RoHS compliant On selection.
You need to confirm LOT and lead time

# D-7100

## Part Number Chart

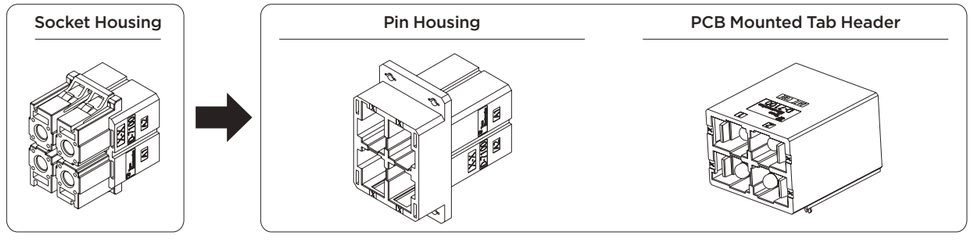


| No. of Pos. | Color | Socket Housing | Plating | Pin Housing | Board Mounted Tab Header |
|---|---|---|---|---|---|
| 4 | Black | 2134055-1 | Silver | 2134057-1 | 1981823-1 |

## Related product information

Application Contact ...P.96
Performance • Specifications ...P.95

## External Dimension

• Socket Housing
4 Pos. Model
number : 2134055-1

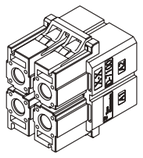

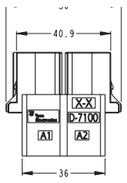


• Pin Housing
Panel type
4 Pos. Model
number : 2134057-1

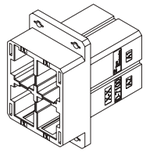

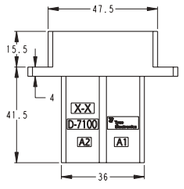


• Board Mounted Tab Header
4 Pos. Model
number : 1981823-1

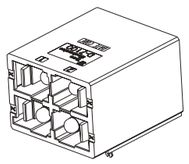

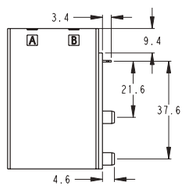


NOTE: All products are RoHS compliant On selection.
You need to confirm LOT and lead time





# D-7300

## Part Number Chart

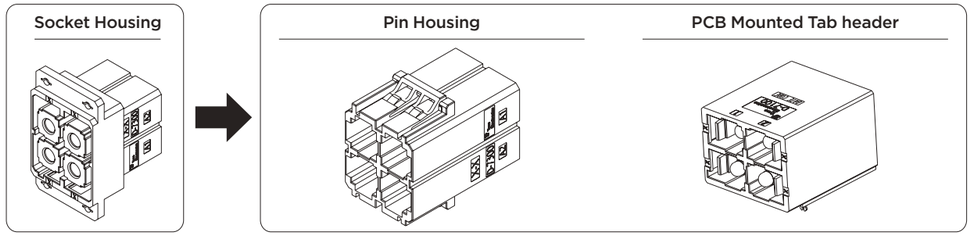


| No. of Pos | Color | Socket Housing | Plating | Pin Housing | Board Mounted Tab Header |
|---|---|---|---|---|---|
| 4 | Black | 2134059-1 | Silver | 2134061-1 | 1981823-1 |

## Related product information

Application Contact ...P.96
Performance • Specifications ...P.95

## External Dimension

• Socket Housing
4 Pos. Model
number : 2134059-1

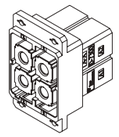

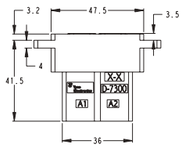


• Pin Housing
Panel type
4 Pos. Model
number : 2134061-1

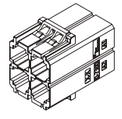

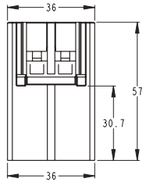


• Board Mounted Tab Header
4 Pos. Model
number : 1981823-1

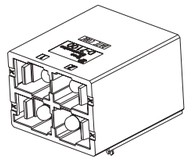

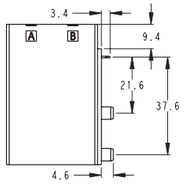


NOTE: All products are RoHS compliant On selection.
You need to confirm LOT and lead time

## D-7100 Dyna-Clamp Kit

### External Dimension

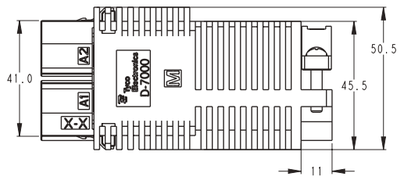


| No. of Pos. | Color | Cable Size | Part Number |
|---|---|---|---|
| 4 | Black | SΦ19-25 | 2-2069313-1 |
| | | MΦ25-31 | 1-2069313-1 |

## D-7300 Dyna-Clamp Kit

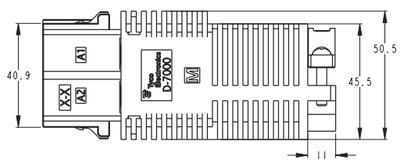


| No. of Pos. | Color | Cable Size | Part Number |
|---|---|---|---|
| 4 | Black | SΦ19-25 | 2-2069312-1 |
| | | MΦ25-31 | 1-2069312-1 |

### Related product information

Application Contact ...P.96
Performance • Specifications ...P.95

NOTE: All products are RoHS compliant On selection.
You need to confirm LOT and lead time





## Dynamic Pneumatic Connector

### Series Introduction

Couplings are used in various ways in industrial equipment. Some large industrial equipment may use several thousand couplings in one piece of equipment.
However, we have heard from people on site about leaks caused by partially inserted tubes, leaks from damaged tubes, problems from misconnected tubes, time used on site for assembly, and other issues.
To solve these problems, we developed the Dynamic pneumatic connector.
We developed an air line connector that requires no special skills and can be assembled correctly by anyone. Plus it reduces time for designing and assembly on site where time constraints often result in misconnections during assembly.
These new connectors, a dramatic improvement on next generation air line connections, were produced through a joint development of contacts with another coupling manufacturer combined with our reliable Dynamic series housing.



### Product Features

1. 2 types of Contact: Metal and Plastic
   There are two types of contact in the The series of Dynamic Pneumatic Connectors,which are made from different materials metals and resins. You can choose the resin type for applications requiring light weight and low cost, and choose metal type for using in environment with high pressure and temperature.
2. Compatible to the tubes with an outside diameter of ϕ4, ϕ6 of
   Tube with an outside diameter of ϕ4 or ϕ6 can be accommodated. These sizes are the most commonly used in the industrial equipment.
3. Universal design
   There are two types of housing; plug and cap. The contact can be loaded to either one. The loading variations of the male and female contacts allow keying functionality (to prevent misinsertion). Holes were made as small as possible to make pattern design easy (patent pending).

.4. Modular Housing structure
   The 8P plug housingcan fit the 8P cap housing.Howeveryou can also use the2P plug housing with max 4 to fit it, which makes it ideal to the distribution of airline.

5. Maximum force of 1.0 MPa
   Even though connector mating and demating is easy, a maximum pressure of 1.0 MPa is guaranteed. They can be used as replacements on the same line as normal couplings.
5. Two types of O-RING
   Two types of seal materials are available for O rings, NBR and, for non-petroleum applications, FKM. Select FKM for clean-environment air lines.

# Dynamic Pneumatic Connector

## Performance Specifications

| Item | Standard Value | |
|---|---|---|
| | Resin Contact | Metal Contact |
| Working Fluid | Air | Air and Water |
| Maximum Pressure Used | 0.8MPa | 1.0MPa |
| Effective Cross-Sectional Area | 3.14mm² | 8.80mm² |
| Tube Holding Force | 39.2N | 39.2N(φ4) |
| | | 58.8N(φ6) |
| No. of Insertions and Withdrawals | 500 times | |
| Insertion force/Pin | 9.8N max | |
| Withdrawal Force/Pin | 9.8N max | |
| Ambient Temperature Use | 0-60℃ (NBR) | |
| | 0-105℃ (FKM) | |
| Applicable tube | O.D. : 4mm | OD. : 4, 6mm |
| | ID. : 2.5mm | ID. : 2.5, 4mm |

## Applicable Tube

| Tube Description | Material |
|---|---|
| PN | Polyolefin type |
| PFA | Fluorine Resin |
| Urethane | Polyurethane type |
| Nylon | Nylon type |

## Performance Specifications

| | |
|---|---|
| Product Standards | 108-78406 |
| Withdrawal Tool Product Number : 1999435-1 | 411-78240 |
| Test report | 501-5782 |

## Material & Completion

| Category | Material |
|---|---|
| Resin Ctontact | Polyacetal Resin |
| Metal Contact | Brass/Nickel Plated |
| Plastic Ring | Polyester Resin |
| O ring | Nitrile Rubber (NBR)<br>Fluorine Rubber (FKM). |
| Housing | UL94V-O, Glass-Filled Polyester<br>PBT black |

## Part Number Chart

**Socket Contact**

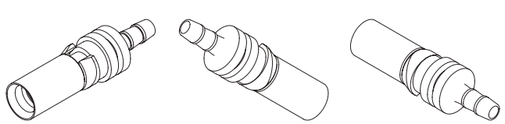

**Pin Contact**

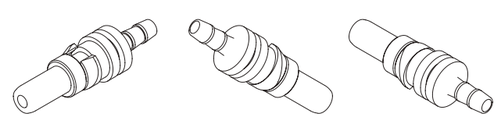

| Applicable Tubing ODdiameter | Contact Material | Socket Contact | Pin Contact | Puller |
|---|---|---|---|---|
| 4 | Resin | 1903289-1* | 1903100-1※ | 1999435-1 |
| | | | 1903100-2*** | |
| | Metal | 2013714-1* | 2013716-1 | |
| | | 2013714-2* | | |
| 6 | Metal | 2013597-1* | 2013599-1 | |
| | | 2013597-2* | | |

O rings: plastic contact loads to pin contact side, metal contact loads to socket contact side.
All contacts fit all housings

1. O ring material is NBR
2. O ring material is FKM

NOTE: All products are RoHS compliant On selection.
You need to confirm LOT and lead time





# Dynamic Pneumatic Connector

## External Form

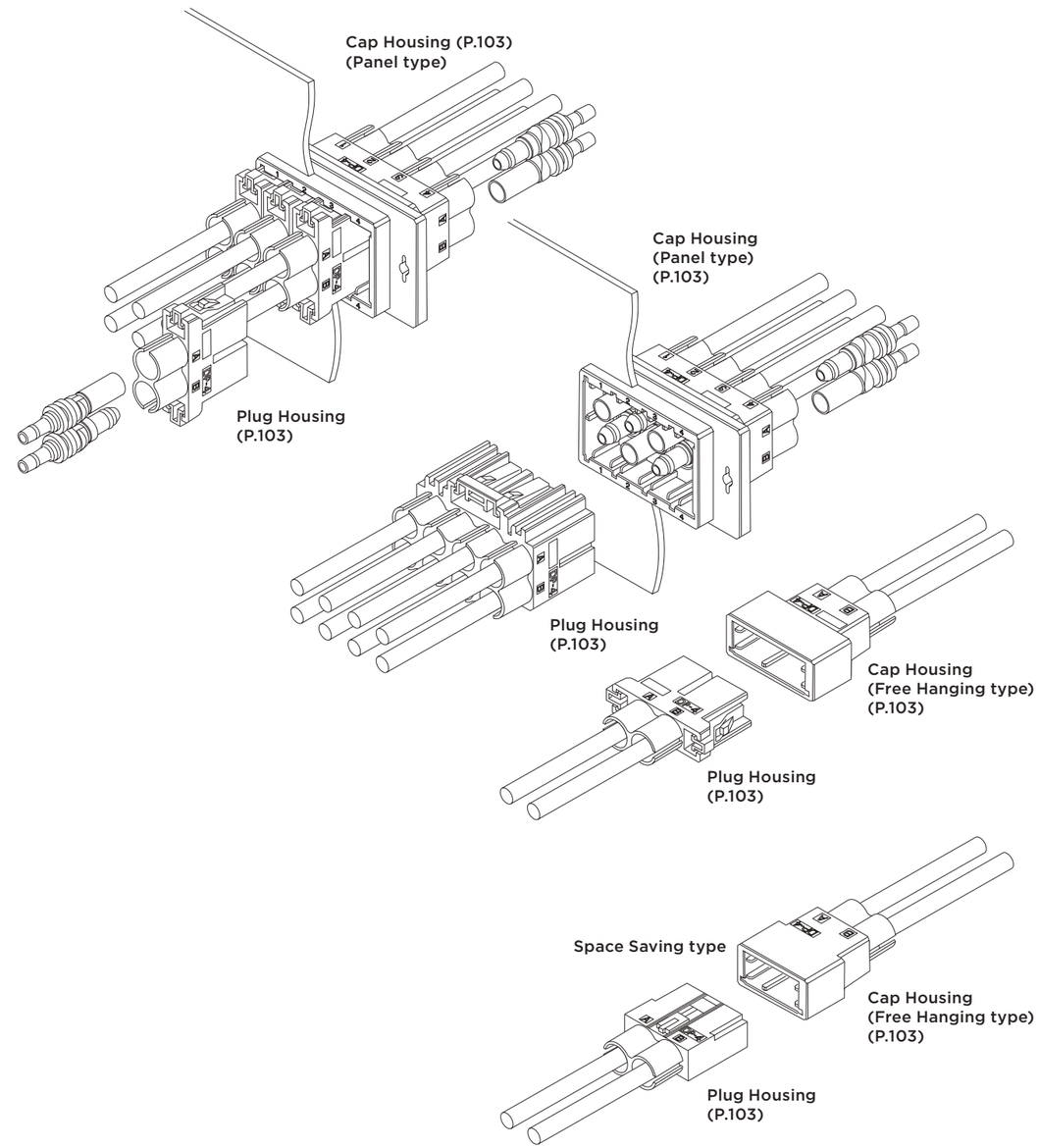


NOTE: All products are RoHS compliant On selection.
You need to confirm LOT and lead time

## Dynamic Pneumatic Connector

### Part Number Chart

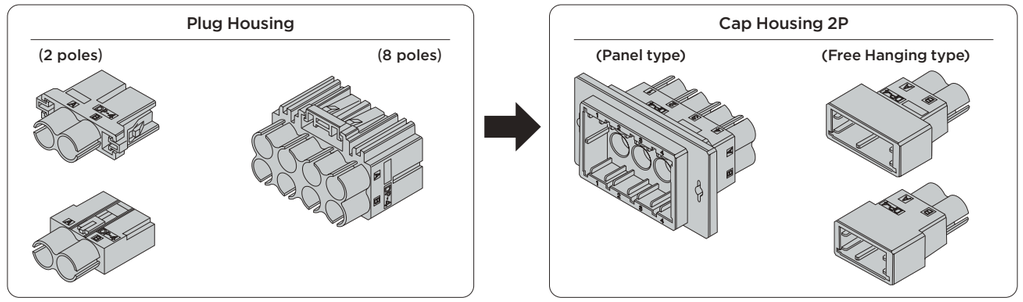


| No. of Pos. | Plug Housing | Cap Housing | |
|---|---|---|---|
| | | Panel type | Free Hanging type |
| 2 | 1903105-1 | - | 1903305-1 |
| 2 | 1981040-1* | - | 1981039-1* |
| 8 | 1903104-1 | 1903106-1 | - |

* space saving type

### Related product information

Application Contact ...P.101
Performance • Specifications ...P.101

### External Dimension

• Plug Housing (2 pole)

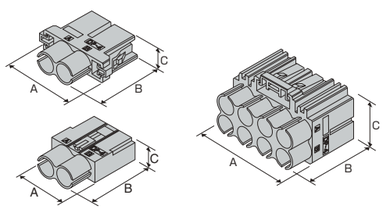


| No.of Pos. | Keying | Plating | Color | Part Number | Dimensions | | |
|---|---|---|---|---|---|---|---|
| | | | | | A | B | C |
| 2 | - | - | Black | 1903105-1 | 32.0 | 27.8 | 9.2 |
| 2 | - | - | Black | 1981040-1* | 21.5 | 27.8 | 10.9 |
| 8 | - | - | Black | 1903104-1 | 37.7 | 27.8 | 31.3 |

* space saving type

• Cap Housing

Panel type

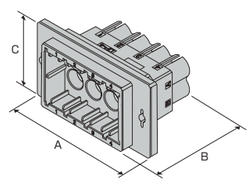


Free Hanging type

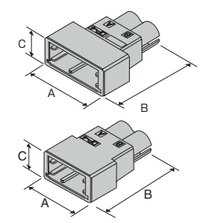


| No.of Pos. | Keying | Plating | Color | Part Number | Dimensions | | |
|---|---|---|---|---|---|---|---|
| | | | | | A | B | C |
| 2 | - | - | Black | 1903305-1 | 28.1 | 32.3 | 12.8 |
| 2 | - | - | Black | 1981039-1* | 24.7 | 32.3 | 12.7 |
| 8 | - | - | Black | 1903106-1 | 58.9 | 32.3 | 32.1 |

* space saving type

NOTE: All products are RoHS compliant On selection.
You need to confirm LOT and lead time





## Multiple Enclosure Connector

### Series Introduction

Human machine interfaces (HMI) can be found on a variety of machines. They allow people to interface with equipment to control, operate and program. The multiple enclosure connector was developed as a connector for I/O interfaces for HMI. They have superior operability, are very safe, easy to use and there are multiple varieties. Plus, they use Dynamic series contacts to give them very high reliability. There are two types in the line up, metal and plastic, used according to the environment. You can make a selection based on your application.



### Product Features

1. Wire Sizes
   The metal type supports wires with a finished diameter of 10mm to 11mm, the molded type from 5mm to 12mm.
2. Applicable Terminals
   The highly reliable Dynamic D-1000 and D-3000 series terminals are used as contacts for I/O connectors for human machine interfaces (HMI). These can be crimped by using existing Dynamic crimping tools.
3. IP65 (molded type), IP67 (metal type) ingress protection.
   The connectors have dust and water-proofing for use in harsh conditions.
4. Safety Lock Mechanism
   The lock mechanism uses the fast on/off lock concept which can be locked or released by just grabbing the connector. Plus, our proprietary double lock mechanism prevents vibration related disconnect accidents.
5. Two Types of Housing
   The lineup includes two types of housing, a standard type and a reverse type for preventing exposure of live contacts.
6. Cable Clamp Interface
   Cable clamps, which are commercially available and can be selected according to application and purpose, can be attached to cover the cable entering the connector.
7. Other Considerations
   Safety caps with a definite locking sound to confirm connections are also available.

# Multiple Enclosure Connector

## Performance Specifications

| Items | Standard |
|---|---|
| Current Rating | see right |
| Voltage Rating | 125VACrms (2mm pitch products) |
| Dielectric Withstanding Voltage | 1000VAC (1 minute) |
| Operating Temperature | -30°C-105°C (including temperature rise through power conduction) |
| Total Resistance (low level) | 10mΩ max (initial) |
| Insulation Resistance | 1,000MΩ minimum (initial) |
| Insert Strength | 39.2N max (per pole) |
| Withdrawal Strength | 4.9N max (per pole) |
| Durability | 50 times |
| Enclosure Lock Strength | 98N min |

## Performance Specifications

Metal type

| | |
|---|---|
| Product Standards | 108-78417 |
| Mounting Application Standard | 114-5377 |
| Manual | 411-78287, 78288 (14+1P)<br>411-78262, 78277 (24P) |

Mold type

| | |
|---|---|
| Product Standards | 108-78566 |
| Mounting Application Standard | 114-5377 |
| Manual | 411-78293 (32P) |

## Contact Refer to D-1000, D-3000

## Housing

Metal type

| Contact | Receptacle Contact Tab Contact | | | | | | |
|---|---|---|---|---|---|---|---|
| Wire size / No. of Pos. | AWG #18 | AWG #20 | AWG #22 | AWG #24 | AWG #26 | AWG #28 | AWG #30 |
| 24Pos | - | - | 2 | 1.5 | 1 | 0.8 | 0.5 |
| 14+1Pos | 3.5 | 2.7 | 2.5 | 2 | 1.5 | 1 | 0.8 |

Mold type

| Contact | Receptacle Contact Tab Contact | | | | |
|---|---|---|---|---|---|
| Wire size / No. of Pos. | AWG #22 | AWG #24 | AWG #26 | AWG #28 | AWG #30 |
| 32Pos | 1.5 | 1 | 0.8 | 0.5 | 0.5 |

## Material & Finish

Metal type

| Description | Material | Finish |
|---|---|---|
| Contact | Copper Alloy | Contact Portion: Gold Plated<br>Undercoat: Nickel Plated |
| Housing | 94 UL V-0, Thermoplastic Polyamide | - |
| Connector Case | Zinc | Nickel Plated |
| Packing | Nitrile Rubber | - |
| Shield Grip | cold rolled steel | Completion: Nickel Plated Undercoat: Copper Plating |

Mold type

| Description | Material | Finish |
|---|---|---|
| Contact | Copper Alloy | Contact Portion: Gold Plated<br>Undercoat: Nickel Plated |
| Housing | 94 UL V-0, Thermoplastic Polyamide | - |
| Connector Case | 94 UL V-0, Thermoplastic Polyamide | - |
| Packing | Nitrile Rubber | - |





# Multiple Enclosure Connector

## Part Number Chart • Outside Diameter Dimension

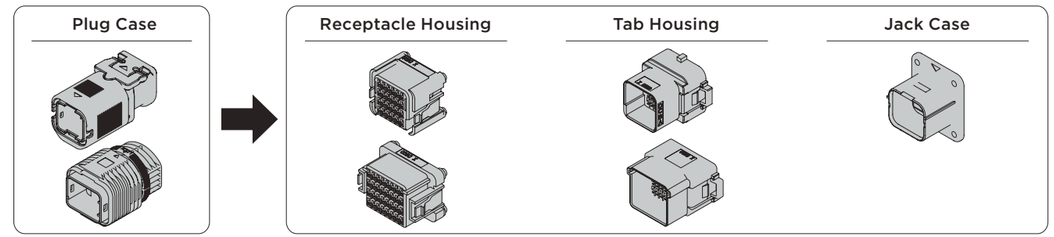


| | Plug Case | | Housing | | Jack Case |
|---|---|---|---|---|---|
| | | | Receptacle (R) /Tab (T) | | |
| 24 | 1939847-1<br>1981560-1 | Standard type | 1939850-1 (R) | 1939839-1 (T) | 1939840-1 |
| | | Reverse | 1981556-1 (T) | 1981551-1 (R) | |
| 14+1 | 1939847-1<br>1981560-1 | Standard type | 1981135-1 (R) | 1981133-1 (T) | 1939840-1 |
| | | Reverse | 1981947-1 (T) | 1981945-1 (R) | |
| 32 | 1981919-1 | Standard type | 1981921-1 (R) | 1981914-1 (T) | 1981913-1 |
| | | Reverse | 2013393-1 (T) | 2013391-1 (R) | |

Shield clip P /N 1939851 - 1 (plug case) tool: 1891820 - 1 (411-78273)

## Related product information

Application Contact ... 24-pole: D - 1000 series P. 13
14+1P pole: D-1000 series, D-3000 series P13, 38
32 P pole: D - 1000 series P. 13

## External Dimension

• Receptacle Housing
Standard (Plug Case)

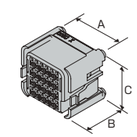


| No.of Pos. | Keying | Plating | Color | Part Number | Dimensions | | |
|---|---|---|---|---|---|---|---|
| | | | | | A | B | C |
| 24 | - | - | Black | 1939850-1 | 19.6 | 15.3 | 16.8 |
| 14+1 | - | - | Black | 1981135-1 | 22.0 | 22.8 | 16.8 |
| 32 | - | - | Black | 1981921-1 | 27.2 | 15.3 | 17.6 |

Reverse (Jack Case)

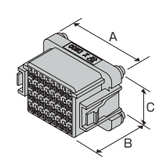


| No.of Pos. | Keying | Plating | Color | Part Number | Dimensions | | |
|---|---|---|---|---|---|---|---|
| | | | | | A | B | C |
| 24 | - | - | Black | 1981551-1 | 27.5 | 23.7 | 20.2 |
| 14+1 | - | - | Black | 1981945-1 | 27.5 | 23.7 | 20.2 |
| 32 | - | - | Black | 2013391-1 | 29.5 | 23.0 | 17.0 |

NOTE: All products are RoHS compliant On selection.
You need to confirm LOT and lead time

• Tab Housing
Standard (Jack Case)

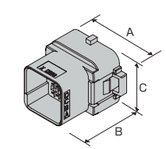


| No.of Pos. | Keying | Plating | Color | Part Number | Dimensions | | |
|---|---|---|---|---|---|---|---|
| | | | | | A | B | C |
| 24 | - | - | Black | 1939839-1 | 27.5 | 23.3 | 20.0 |
| 14+1 | - | - | Black | 1981133-1 | 27.3 | 27.5 | 20.2 |
| 32 | - | - | Black | 1981914-1 | 29.5 | 22.3 | 17.0 |

Reverse (Plug Case)

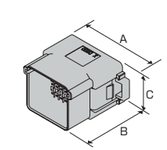


| No.of Pos. | Keying | Plating | Color | Part Number | Dimensions | | |
|---|---|---|---|---|---|---|---|
| | | | | | A | B | C |
| 24 | - | - | Black | 1981556-1 | 19.6 | 20.8 | 16.8 |
| 14+1 | - | - | Black | 1981947-1 | 22.8 | 28.2 | 16.8 |
| 32 | - | - | Black | 2013393-1 | 27.2 | 20.0 | 17.6 |

## Applicable Tools

• AMP - 3K/AMP - 5 K Tabletop Crimping Machine.

AMP - 3K/AMP - 5 K is a compact, low-cost desktop crimping machine. A DC motor linear scheme is used for low noise and motor speed adjustment can be easily changed. It offers a wide range of crimping operations options with simple operation and a comfortable working environment.



| Name | AMP-3K | AMP-5K |
|---|---|---|
| Type Universal Mount Type | 1725950-3 | 1725900-3 |
| no. AMP Quick Mount Type | 1-1725950-2 | 1-1725900-2 |
| Stroke | 30 mm stroke | |
| Dimensions | safety cover closed with side feed applicator (Reels) : 512 mm (width) X 415 mm (depth) x 510 mm (height). | |
| | safety cover closed with side feed applicator (Reels) : 427mm (width) X 523mm (depth) x 510 mm (height). | |
| Weight | approximately 70kg (Crimp machine itself). | |
| Power Source | 100 and 240 V AC ( + /- 10 %) single phase 50/60 Hz (6A) | |
| Cycle Time | 0.4 seconds (Jog mode feature when released). | |

• SCM Stripper Crimping Machine (Tabletop Crimping Machine)

Stripper Crimping Machine with exchangeable Dices. With optimum processing of jacket cable ends, the operator selects strip, and crimp, strip only or crimp only with one touch.

| Type | AMP - 3K specification. 1596509-3 | AMP - 3K specification. 1596509-4 |
|---|---|---|
| Applicable Wire | AWG 32-14 max high-insulation outline 5.08mm (some AWG 32- 30 is not suitable). For details please contact us | |
| Jacket strip Dimensions | Min 29mm (for 29 - 45mm strip, wire set). time takes a little more than usual | |
| Strip Length | 2.5 - 10mm | |
| Usable Applicators | Our 40mm stroke side feed applicator (Side Feed). | |
| Noise Level | < 82 dB | |
| Crimp Ability | 13,345 N (1,360 kgf) AWG 14 crimp. | 22,226N (2,268 kgf) AWG 10 crimp (SCM up to AWG14) |
| Power Supply | AC 100-240 V single-phase 50/60 Hz | |
| Air Pressure | 0.49 - 0.59MPA(5 - 6kg/cm$^2$) | |
| Machine Weight | Approximately 80kg | |



AMP - 3K SCM specification.





## Dynamic Series Connectors

### D-3900/D3950 - Spring Clamp Tool

Tool pictured in Receptacle Assembly



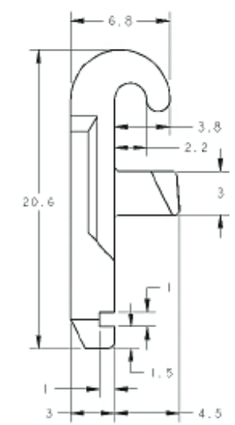


TE Part # 1981045-1
Used on both 3900 & 3950 Series Receptacle Assemblies

### D-1900 - Spring Clamp Opener Tool

Tool pictured in Receptacle Assembly




TE Part # 1891348-1
Used on all 1900 Series Receptacle Assemblies

### Dynamic New Hand Tools

CS-10 Straight Action Tool
Series CS-10
The linear crimping series CS 10 is a smaller and lightweight when compared to other series.

### Specifications

- Crimping of wire and insulation in one step
- Simple contact positioning even for mini contacts by flap-locator
- Outstanding crimping performance
- Can be equipped with integrated wire stripping device
- Easy handling due to outstanding force transmission ratio
- Small size
- Ergonomically designed soft handles
- Safe operation
- Wide range of application possibilities
- Releasable ratchet ensures the complete crimping process

| AWG | |
|---|---|
| D1000 Series | CS-10 Straight Action Tool |
| 22-20 | 2255142-1 |
| 28-22 | 2255140-1 |
| 28-26 | 2255141-1 |
| 30-28 | 2255139-1 |

| AWG | |
|---|---|
| D2000 Series | CS-10 Straight Action Tool |
| 22-18 | 2255144-1 |
| 28-24 | 2255143-1 |

| AWG | |
|---|---|
| D3000 Series | CS-10 Straight Action Tool |
| 16-14 | 2255149-1 |
| 16-14 | 2255148-1 |
| 20-16 | 2255147-1 |
| 24-20 | 2255146-1 |
| 28-24 | 2255146-1 |

## Applicable Tools

• Hand Tools: PEW 12, D-1000 Series, D-3000 Series, D-4000 Series

- Crimping with a straight action feel
  By manipulating the fulcrum of the handle, we have created a crimper that, while double action, is almost like straight action.
- Interchangeable dies
  The dies are easy to change. This means a wide variety of terminals can be handled with the minimum number of tools.
- Improve work efficiency
  Contact series, wire sizes and crimp heights printed on work surface of dies.
- Lower cost than existing specialized tools
  The superior functionality you want, at a price you like.

• Hand Tools CERTI-CRIMP II, D-1000 Series Flip Locator, D-2000 Series, D-3000 Series, D-5000 Series

Crimp part, as well as the machine, are highly reliable,

Straight action method is introduced.

D - 1000 series flip locator.

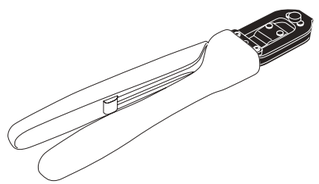

Model number: see P. 28, 38, 72

Handles are completely covered in urethane to be easy to grip and gentle to workers' hands. Wire ranges and crimping height control values are printed on the crimping head for easy confirmation while working. Also, the ratchet in the handle keeps crimping quality very consistent. Hand crimping tool with wire stripper has four variations, while the previous model had only three variations. We recommend periodic maintenance when using hand crimping tools to keep crimping quality consistent.

• Hand Tool Series D-4000

Crimper uses the reliable straight action method

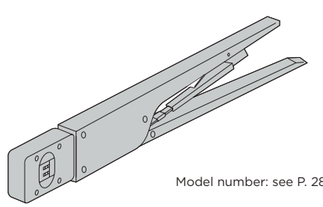

Model number: see P. 28, 38, 72

• Hand Tool D-5000 Series

As with machine use, the reliable straight action method is used.

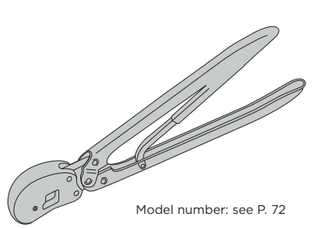

Model number: see P. 72





## Applicable Tools

• TE REC-Li 250 M (charging hydraulic multi-function tool)

- The lithium-ion battery is the lightest in its class .
- High power thanks to dual Battery-electric & hydraulic pump use.

Product Specification
Rated output 54 kN
Crimp Range: 5.5 to 60mm2 electric machine:
14.4 V DC motor
External dimensions 286 mm (length) x 285mm (H) x 75mm (width)
Weight: 2.7 kg (6 lb) (60 mm 2 Dices, battery pack included)
No. of times can be crimped: 270 times (60 mm 2crimp per hour).

Manufacturer Part Number: 2155363 - ☐



• TE REC-Li 250 M (charging hydraulic multi-function tool)

Product Specification
Rated output 127kN
Crimp Range: 14 to 250 mm2 (copper wire bare pressure terminal and sleep)
Electric motor: 14.4 V DC motor
External dimensions 340mm (length) x 280mm (H) x 75mm (width)
Weight: 4.2kg (250mm 2 Dices, battery pack included)
No. of times can be crimped: 50 times (250mm 2crimp per hour).

Manufacturer Part Number: 2155363 - ☐

• Keying Plug D-2000 series

(used to prevent misinsertion)

Keying plug is used to preclude the possibility of contacts inserted in wrong directions when using connectors of the same size end-to-end.

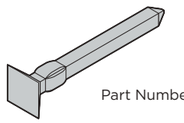

Part Number: 641994 - 1

• Tab Contact Cutting Tool D-2000 Series

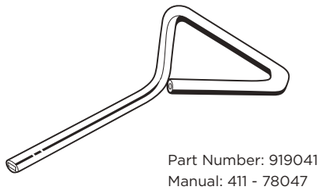

Part Number: 919041 - 2
Manual: 411 - 78047

How to use the plug and fixture

* It should be noted that some of the products (D-2100 S/D-2100 D) to prevent mis-insertion, use keying mechanism from the beginning.

(1) Keying Plug inserted in one pole of the receptacle housing.

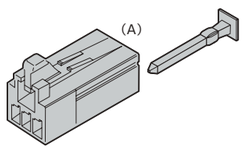


(2) Wrench off a tab in the corresponding position of mating Tab Header and empty that position. To wrench off the tab, insert Cutting Jig into its root and turn tool as shown.

* In tab Housing (Panel/freehanging type), 1 pole is not inserted and is left free.

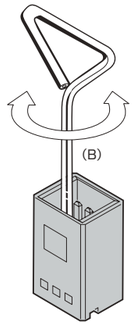

## Applicable Tools

### • Extraction Tool for D-1000 Series

Used to pull D-1000 from the housing

Part number 1891526-1
Manual: 411-78241

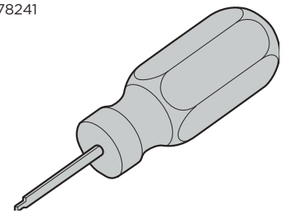

### • Extraction Tool for D-2000 Series

Used to pull D-2000 contacts from the housing

Part number 1276716-1
Manual: 411-5900

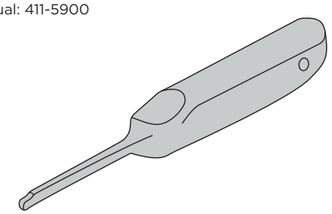

### • Extraction Tool for D-3000 Series

wiring type tool for pulling the contact from the housing

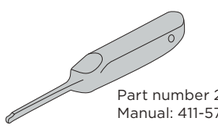

Part number 234168-1
Manual: 411-5726

using the extractor

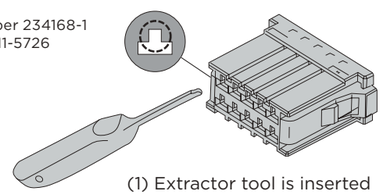

(1) Extractor tool is inserted into the small, upper part of the convex hole in the housing as shown in the diagram (please hold the tool the right way up)

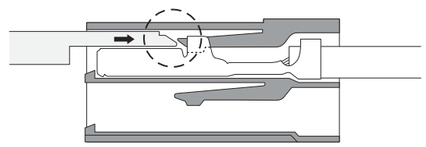

(2) The tip of the tool lifts the housing lance and frees the contact

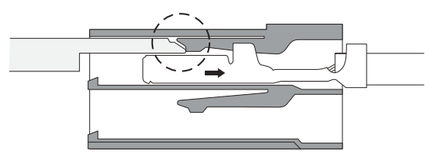

(3) Contact can be withdrawed

* Take care not to insert into the Contact Section. If you have inserted by error, replace the damaged contact with a new one before proceeding.





## Applicable Tools

### • Keying Plug for D-3000 Series

(used to prevent misinsertion)
Keying plug is used to preclude the possibility of contacts inserted in wrong directions when using connectors of the same size end-to-end.

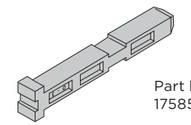

Part Number:
175855 - 1

### • Tab Contact Cutting Tool D-3000 Series

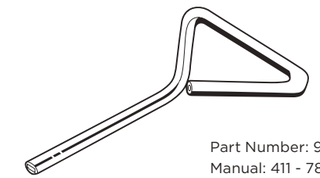

Part Number: 919041 - 1
Manual: 411 - 78047

### How to use the plug and tool for the D-3000 Series

In addition, mis-insertion function keying has been installed from the beginning in some of the products (D-3100S/ D-3100M/D-3200S/D-3200M)

(1) The keying plug is inserted into the receptacle housing

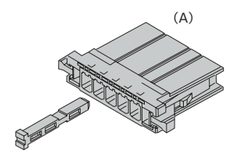


(2) Wrench off a tab in the corresponding position of mating Tab Header and empty that position. To wrench off the tab, insert Cutting Jig into its root and turn tool as shown.

* In tab Housing (Panel/freehanging type), 1 pole is not inserted and is left free.

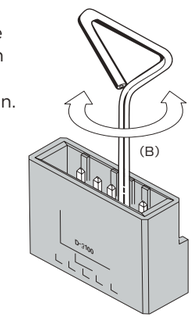


(3) When using these, it is impossible to mis-insert

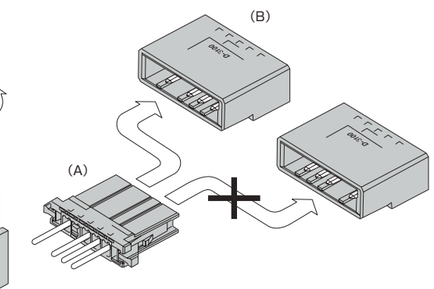


### • Extraction Tool for D-5000 Series

Wiring type tool for pulling the contact from the tab / receptacle housing
(between D-3 and D-5 the lance part is inverted, so please take care on insertion)
In D-5 contact only, pulling can be achieved with a small O-driver or awl

Part number 409158-1
Manual: 411-5774

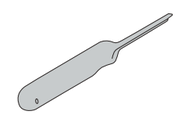

Using the Extraction Tool

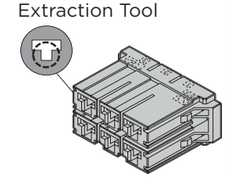

(1) The pulling tool should be inserted into the narrow part of bottom, with convex hole in the housing as shown in the diagram.

If using the D-5 Extraction Tool

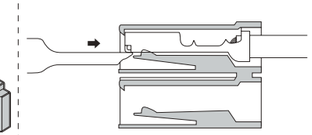

(2) The tip of the tool lifts the housing lance and frees the contact

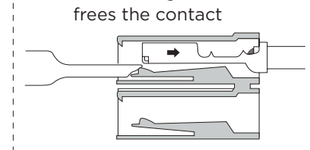

(3) Contact can be withdraw

If using a small O-driver or awl

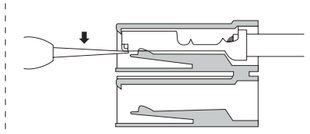

(2) The tip pushes down the lance part and frees the contact

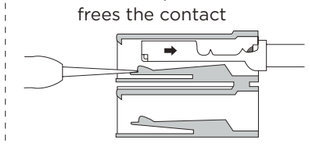

(3) Contact can be withdraw

Please note that the contact cannot be inserted into the contact section. If you have Inserted by mistake, please replace and use a new one.

### • Crimping Oil Model number:

939691-1. For easing the friction between tool and contact during crimping

### • Sequential Clip

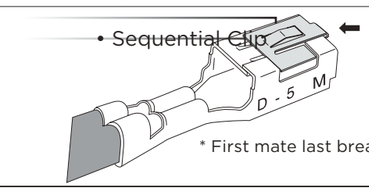


* First mate last break.

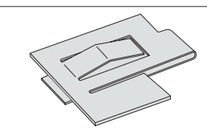

Part number 179993-1

## Accessories

### • L bracket D-3000

Used to secure free-hanging type tab housings onto panels. Two styles, large and small, are available, the former for large-sizes housings and the latter for small housings. Applicable housings are specified in the table of housings
5900121-2 (S)
5900121-4 (L)

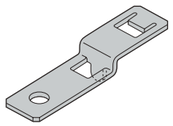

Part number : 5900121-2(S)

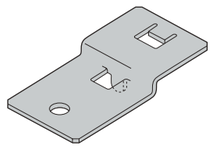

Part number : 5900121-4(L)

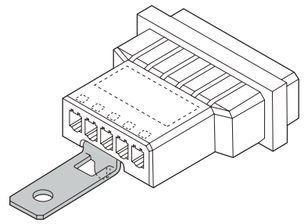

### • Push rivets D-3000

Used to secure panel-type tab housings onto panels (Use as a handy mounting hard ware. Cannot be used with larger sized housings or those that are frequently inserted and withdrawn).

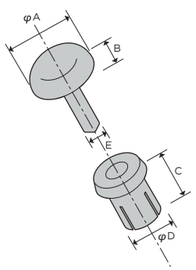


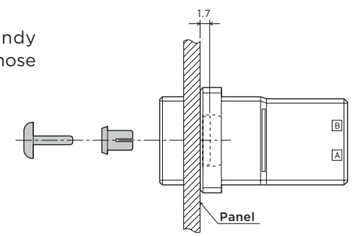


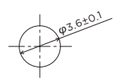


**Panel Hole Machining recommended**

| Part Number | Panel Thickness | Dimensions | | | | | Insert Strength | Retention Force |
|---|---|---|---|---|---|---|---|---|
| | | A | B | C | D | E | | |
| 900128-1 | 0.3-1.3 | 6.4 | 1.6 | 4.5 | 3.5 | 1.95 | 19.6N-29.4N | 127.4N Min.* |
| 900128-2 | 1.3-2.3 | 6.4 | 1.6 | 5.5 | 3.5 | 1.95 | 19.6N-29.4N | 127.4N Min.* |

* when using 2

### Panel Mounting Screws D-2000, D-3000

| Part Number | Dimensions | | |
|---|---|---|---|
| | A | B | C |
| 900167-1 | 9.0 | 10.3 | M3 |

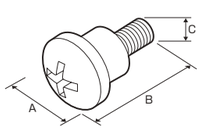


### Panel Mounting Hex Screws D-2000

| Part Number | Dimensions | | |
|---|---|---|---|
| | A | B | C |
| 1376059-1 | 5.5 | 12.3 | M3 |

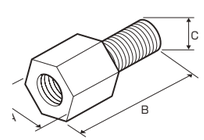






## Part Number List

Contact Categories / Others

| Part Number | Page | Part Number | Page | Part Number | Page | Part Number | Page |
|---|---|---|---|---|---|---|---|
| 84695 | 72 | 179960 | 73,74 | 1318126 | 30,31 | 1871935 | 24 |
| 84696 | 72 | 316040 | 72,81 | 1318127 | 30,31 | 1871940 | 24 |
| 131896 | 72,81 | 316041 | 72,81 | 1318579 | 32 | 1903100 | 101 |
| 175194 | 38 | 316080 | 49,51 | 1318697 | 72,81 | 1903111 | 13 |
| 175195 | 38 | 316081 | 49,51 | 1318983 | 82 | 1903112 | 13 |
| 175196 | 38 | 316130 | 46,48 | 1318985 | 72,81 | 1903113 | 13 |
| 175216 | 38 | 316131 | 46,48 | 1318986 | 72,81 | 1903114 | 13 |
| 175217 | 38 | 316132 | 46,48 | 1376009 | 30,31 | 1903115 | 13 |
| 175218 | 38 | 316133 | 46,48 | 1376020 | 30,31 | 1903116 | 13 |
| 175284 | 38 | 316516 | 56,57 | 1376059 | 112 | 1903117 | 13 |
| 175285 | 38 | 316517 | 56,57 | 1376133 | 56,57 | 1903118 | 13 |
| 175286 | 38 | 353079 | 73,74 | 1376135 | 29 | 1903120 | 13 |
| 175287 | 38 | 353080 | 73,74 | 1376136 | 30,31 | 1903121 | 13 |
| 175288 | 38 | 353081 | 73,74,79,80 | 1376137 | 30,31 | 1903122 | 13 |
| 175289 | 38 | 353082 | 73,74,79,80 | 1473668 | 79 | 1903124 | 13 |
| 175365 | 56,57 | 353715 | 38 | 1717412 | 43,44 | 1903125 | 13 |
| 176346 | 58 | 353716 | 38 | 1747145 | 84 | 1903126 | 13 |
| 177555 | 56,57 | 353717 | 38 | 1747147 | 84 | 1903289 | 101 |
| 177662 | 42 | 353718 | 38 | 1747277 | 66,67 | 1903328 | 66,67 |
| 177665 | 42 | 641994 | 109 | 1747415 | 65 | 1903601 | 43,44 |
| 178136 | 46,48 | 900128 | 112 | 1747416 | 65 | 1939261 | 18,20 |
| 178137 | 45 | 900167 | 112 | 1747418 | 65 | 1939588 | 13 |
| 178138 | 46,48 | 917251 | 55 | 1747419 | 65 | 1939638 | 14,16 |
| 178139 | 49,51,52,53 | 917337 | 46,48 | 1747443 | 81 | 1939818 | 18,20 |
| 178140 | 49,51,52,53 | 917338 | 46,48 | 1747498 | 65 | 1939840 | 106 |
| 178141 | 45 | 917484 | 38 | 1747499 | 65 | 1939847 | 106 |
| 178216 | 55 | 917485 | 38 | 1747500 | 65 | 1939995 | 16 |
| 178293 | 39,41 | 917511 | 38 | 1747501 | 65 | 1971151 | 23 |
| 178294 | 39,41 | 917512 | 38 | 1747994 | 30,31 | 1971182 | 23 |
| 178295 | 39,41 | 917541 | 73,74 | 1827538 | 33 | 1981458 | 75,76 |
| 178296 | 39,41 | 917542 | 73,74 | 1827569 | 13 | 1981560 | 106 |
| 178297 | 39,41 | 917657 | 49,51 | 1827570 | 13 | 1981690 | 72 |
| 178298 | 39,41 | 917658 | 49,51 | 1827571 | 13 | 1981691 | 72 |
| 178303 | 43,44 | 917802 | 72 | 1827572 | 13 | 1981823 | 97,98 |
| 178305 | 43,44 | 917803 | 72 | 1827581 | 21,22 | 1981913 | 106 |
| 178306 | 43,44 | 917804 | 72,81 | 1827583 | 21,22 | 1981919 | 106 |
| 178307 | 43,44 | 917805 | 72,81 | 1827586 | 13 | 2013325 | 24 |
| 178308 | 43,44 | 1102770 | 93 | 1827587 | 13 | 2013407 | 20 |
| 178313 | 39,41 | 1102771 | 93 | 1827588 | 13 | 2013593 | 72 |
| 178314 | 39,41 | 1106005 | 93 | 1827589 | 13 | 2013594 | 72 |
| 178315 | 39,41 | 1106006 | 93 | 1827872 | 14,16 | 2013597 | 101 |
| 178316 | 39,41 | 1123309 | 75,76 | 1827873 | 14,16 | 2013599 | 101 |
| 178317 | 39,41 | 1123624 | 54 | 1827875 | 18,20 | 2013714 | 101 |
| 178318 | 39,41 | 1123829 | 75 | 1827876 | 18,20 | 2013716 | 101 |
| 178323 | 43,44 | 1318105 | 28 | 1871056 | 14,16 | 2040516 | 14,16 |
| 178325 | 43,44 | 1318106 | 28 | 1871131 | 96 | 2040558 | 18,20 |
| 178326 | 43,44 | 1318107 | 28 | 1871132 | 96 | 2069312 | 99 |
| 178327 | 43,44 | 1318108 | 28 | 1871303 | 13 | 2069313 | 99 |
| 178328 | 43,44 | 1318109 | 28 | 1871304 | 13 | 2069524 | 92 |
| 179188 | 42 | 1318110 | 28 | 1871315 | 14,16 | 2069526 | 92 |
| 179276 | 46,48 | 1318111 | 28 | 1871673 | 18,20 | 2174021 | 72 |
| 179277 | 46,48 | 1318112 | 28 | 1871731 | 13 | 2174022 | 72 |
| 179955 | 72,81 | 1318123 | 29 | 1871743 | 13 | | |
| 179956 | 72,81 | 1318124 | 30,31 | 1871744 | 13 | | |
| 179959 | 73,74 | 1318125 | 30,31 | 1871745 | 13 | | |

# Part Number List

## Tools and Equipment

| Part Number | Page | Part Number | Page |
|---|---|---|---|
| 91558 | 35,38 | 1762671 | 63,65 |
| 91559 | 35,38 | 1762674 | 65 |
| 91560 | 35,38 | 1762675 | 65 |
| 91561 | 35,38 | 1762846 | 11,13 |
| 91565 | 35,38 | 1762847 | 13 |
| 91576 | 28 | 1762950 | 11,13 |
| 91595 | 28 | 1762951 | 13 |
| 91596 | 70,72,81 | 1762952 | 11,13 |
| 175855 | 111 | 1762954 | 35,38 |
| 179993 | 111 | 1762955 | 38 |
| 234168 | 35,110 | 1762956 | 35,38 |
| 234170 | 70,72,81 | 1762957 | 38 |
| 234171 | 70,72,81 | 1891526 | 11,110 |
| 409158 | 70,111 | 1999435 | 101 |
| 409777 | 96 | 2088631 | 38 |
| 641994 | 109 | 2114042 | 13 |
| 919041 | 109,111 | 2114043 | 13 |
| 939691 | 111 | 2119141 | 13 |
| 1366044 | 70,72,81 | 2119142 | 13 |
| 1366658 | 72,81 | 2119143 | 13 |
| 1366659 | 72,81 | 2119144 | 13 |
| 1366660 | 72,81 | 2151018 | 38 |
| 1366757 | 72,81 | 2151071 | 28 |
| 1426229 | 72,81 | 2151073 | 38 |
| 1426325 | 72,81 | 2151080 | 38 |
| 1426353 | 38 | 2151082 | 13 |
| 1478240 | 13,38 | 2151083 | 13 |
| 1528106 | 72,81 | 2151086 | 72,81 |
| 1596509 | 107 | 2151240 | 28 |
| 1725900 | 107 | 2155363 | 109 |
| 1725950 | 107 | 2155369 | 72,81,96,109 |
| 1762119 | 65 | 2155502 | 72,81 |
| 1762120 | 65 | 2155503 | 72,81 |
| 1762129 | 63,65 | 2155810 | 96 |
| 1762130 | 63,65 | 2155814 | 96 |
| 1762453 | 13 | 2155815 | 96 |
| 1762461 | 63 | 2155816 | 96 |
| 1762625 | 11,13 | 2155822 | 72,81 |
| 1762626 | 13 | 5900121 | 112 |
| 1762670 | 63,65 | | |

## Housing

| Part Number | Page | Part Number | Page |
|---|---|---|---|
| 175362 | 56,57 | 1747822 | 77 |
| 175363 | 56,57 | 1827540 | 33 |
| 177648 | 39,40 | 1827579 | 21,23 |
| 178127 | 45 | 1827691 | 61 |
| 178128 | 46,47,54,61 | 1827862 | 14,15 |
| 178129 | 49,50,54 | 1827863 | 14,15 |
| 178214 | 55 | 1827864 | 18,19 |
| 178288 | 39,40,42,45,60 | 1871057 | 14,15 |
| 178289 | 43,44 | 1871416 | 89,90 |
| 178802 | 39,40 | 1871417 | 89,90 |
| 178803 | 43,44 | 1871418 | 89,90 |
| 178964 | 43,44 | 1871419 | 89,90 |
| 179552 | 46,47 | 1871465 | 17 |
| 179553 | 46,47 | 1871468 | 17 |
| 179554 | 49,50,52,53 | 1871946 | 24 |
| 179555 | 49,50,52,53 | 1903104 | 103 |
| 179958 | 73,74,78,82 | 1903105 | 103 |
| 353046 | 73,74,79,80 | 1903106 | 103 |
| 353047 | 73,74,79,80 | 1903127 | 14,15 |
| 917241 | 56,57 | 1903128 | 14,15 |
| 917242 | 56,57 | 1903129 | 17 |
| 917249 | 55 | 1903130 | 18,19 |
| 917266 | 52,53 | 1903131 | 18,19 |
| 917659 | 49,50 | 1903146 | 78 |
| 917807 | 75,76,82 | 1903305 | 103 |
| 917808 | 75,76 | 1903329 | 68 |
| 917809 | 75,76 | 1903330 | 68 |
| 1108780 | 91 | 1903331 | 68 |
| 1108782 | 91 | 1939028 | 18,19 |
| 1108783 | 91 | 1939796 | 18,19 |
| 1108784 | 91 | 1939839 | 106 |
| 1318095 | 56,57 | 1939850 | 106 |
| 1318114 | 30,31 | 1971003 | 60 |
| 1318115 | 30,31 | 1971150 | 23 |
| 1318116 | 29 | 1981039 | 103 |
| 1318117 | 29 | 1981040 | 103 |
| 1318118 | 30,31 | 1981133 | 106 |
| 1318119 | 30,31 | 1981135 | 106 |
| 1318120 | 29 | 1981551 | 106 |
| 1318577 | 32 | 1981556 | 106 |
| 1318578 | 32 | 1981914 | 106 |
| 1376072 | 32 | 1981921 | 106 |
| 1376073 | 32 | 1981945 | 106 |
| 1376807 | 60 | 1981947 | 106 |
| 1473074 | 29 | 2013285 | 78 |
| 1747276 | 66,67 | 2013391 | 106 |
| 1747363 | 89,90 | 2013393 | 106 |
| 1747364 | 89,90 | 2040404 | 21,22 |
| 1747365 | 89 | 2040444 | 21,22 |
| 1747414 | 66,67 | 2069029 | 21 |
| 1747535 | 66,67 | 2134055 | 97 |
| 1747819 | 77 | 2134057 | 97 |
| 1747820 | 77 | 2134059 | 98 |
| 1747821 | 77 | 2134061 | 98 |



# MEMO

te.com
© 2013 Tyco Electronics Corporation,a TE Connectivity Ltd. Company.All Rights Reserved.
1-1773732-4 IS BND 04/2014
TE Connectivity and the TE connectivity (logo) are trademarks of the TE Connectivity Ltd. family of companies. Other logos,product and Company names mentioned herein maybe trademarks of their respective owners.

While TE has made every reasonable effort to ensure the accuracy of the information in this brochure,TE does not guarantee that it is error-free, nor does TE make any other representation, warranty or guarantee that the information is accurate, correct,reliable or current. TE reserves the right to make any adjustments to the information contained herein at any time without notice. TE expressly disclaims all implied warranties regarding the information contained herein, including, but not limited to, any implied warranties of merchantability or fitness for a particular purpose. The dimensions in this brochure are for reference purposes only and are subject to change without notice. Specifications are subject to change without notice. Consult TE for the latest dimensions and design specifications.

# OCEAN CHIPS
## Океан Электроники
### Поставка электронных компонентов

Компания «Океан Электроники» предлагает заключение долгосрочных отношений при поставках импортных электронных компонентов на взаимовыгодных условиях!

Наши преимущества:

- Поставка оригинальных импортных электронных компонентов напрямую с производств Америки, Европы и Азии, а так же с крупнейших складов мира;
- Широкая линейка поставок активных и пассивных импортных электронных компонентов (более 30 млн. наименований);
- Поставка сложных, дефицитных, либо снятых с производства позиций;
- Оперативные сроки поставки под заказ (от 5 рабочих дней);
- Экспресс доставка в любую точку России;
- Помощь Конструкторского Отдела и консультации квалифицированных инженеров;
- Техническая поддержка проекта, помощь в подборе аналогов, поставка прототипов;
- Поставка электронных компонентов под контролем ВП;
- Система менеджмента качества сертифицирована по Международному стандарту ISO 9001;
- При необходимости вся продукция военного и аэрокосмического назначения проходит испытания и сертификацию в лаборатории (по согласованию с заказчиком);
- Поставка специализированных компонентов военного и аэрокосмического уровня качества (Xilinx, Altera, Analog Devices, Intersil, Interpoint, Microsemi, Actel, Aeroflex, Peregrine, VPT, Syfer, Eurofarad, Texas Instruments, MS Kennedy, Miteq, Cobham, E2V, MA-COM, Hittite, Mini-Circuits, General Dynamics и др.);

Компания «Океан Электроники» является официальным дистрибьютором и эксклюзивным представителем в России одного из крупнейших производителей разъемов военного и аэрокосмического назначения **«JONHON»**, а так же официальным дистрибьютором и эксклюзивным представителем в России производителя высокотехнологичных и надежных решений для передачи СВЧ сигналов **«FORSTAR»**.

AVIC JONHON

**«JONHON»** (основан в 1970 г.)

Разъемы специального, военного и аэрокосмического назначения:

(Применяются в военной, авиационной, аэрокосмической, морской, железнодорожной, горно- и нефтедобывающей отраслях промышленности)

**«FORSTAR»** (основан в 1998 г.)

ВЧ соединители, коаксиальные кабели, кабельные сборки и микроволновые компоненты:

(Применяются в телекоммуникациях гражданского и специального назначения, в средствах связи, РЛС, а так же военной, авиационной и аэрокосмической отраслях промышленности).

FORSTAR®

Телефон: 8 (812) 309-75-97 (многоканальный)
Факс: 8 (812) 320-03-32
Электронная почта: ocean@oceanchips.ru
Web: http://oceanchips.ru/
Адрес: 198099, г. Санкт-Петербург, ул. Калинина, д. 2, корп. 4, лит. А