

P4SMA Series



| Agency Approvals | |
|---|--------------------|
| AGENCY | AGENCY FILE NUMBER |
|  | E230531 |

Maximum Ratings and Thermal Characteristics (T_A=25°C unless otherwise noted)

| Parameter | Symbol | Value | Unit |
|--|-----------------------------------|------------|------|
| Peak Pulse Power Dissipation at T _A =25°C by 10x1000µs Waveform (Fig.2)(Note 1), (Note 2) | P _{PPM} | 400 | W |
| Power Dissipation on Infinite Heat Sink at T _A =50°C | P _{M(AV)} | 3.3 | W |
| Peak Forward Surge Current, 8.3ms Single Half Sine Wave (Note 3) | I _{FSM} | 40 | A |
| Maximum Instantaneous Forward Voltage at 25A for Unidirectional Only (Note 4) | V _F | 3.5V/6.5 | V |
| Operating Junction and Storage Temperature Range | T _J , T _{STG} | -65 to 150 | °C |
| Typical Thermal Resistance Junction to Lead | R _{θJL} | 30 | °C/W |
| Typical Thermal Resistance Junction to Ambient | R _{θJA} | 120 | °C/W |

- Notes:**
1. Non-repetitive current pulse, per Fig. 4 and derated above T_A = 25°C per Fig. 3.
 2. Mounted on 0.2x0.2" (5.0 x 5.0mm) copper pad to each terminal.
 3. Measured on 8.3ms single half sine wave or equivalent square wave for unidirectional device only, duty cycle=4 per minute maximum.
 4. V_F<3.5V for V_{BR} ≤ 200V and V_F<6.5V for V_{BR} ≥ 201V.

Functional Diagram



Description

The P4SMA series is designed specifically to protect sensitive electronic equipment from voltage transients induced by lightning and other transient voltage events.

Features


- Excellent clamping capability
- Low incremental surge resistance
- Typical I_R less than 1µA above 12V
- For surface mounted applications to optimize board space
- Low profile package
- Typical failure mode is short from over-specified voltage or current
- Whisker test is conducted based on JEDEC JESD201A per its table 4a and 4c
- IEC-61000-4-2 ESD 15kV(Air), 8kV (Contact)
- ESD protection of data lines in accordance with IEC 61000-4-2 (IEC801-2)
- EFT protection of data lines in accordance with IEC 61000-4-4 (IEC801-4)
- Built-in strain relief capability
- 400W peak pulse power capability at 10x1000µs waveform, repetition rate (duty cycles):0.01 %
- Fast response time: typically less than 1.0ps from 0V to BV min
- Typical maximum temperature coefficient ΔV_{BR} = 0.1% × V_{BR}@25°C × ΔT
- Glass passivated chip junction
- High Temperature soldering guaranteed: 260°C/40 seconds at terminals
- Plastic package has underwriters laboratory flammability 94V-0
- Matte tin lead-free Plated
- Halogen-free and RoHS compliant

Applications

TVS devices are ideal for the protection of I/O Interfaces, V_{CC} bus and other vulnerable circuits used in Telecom, Computer, Industrial and Consumer electronic applications.

P4SMA Series

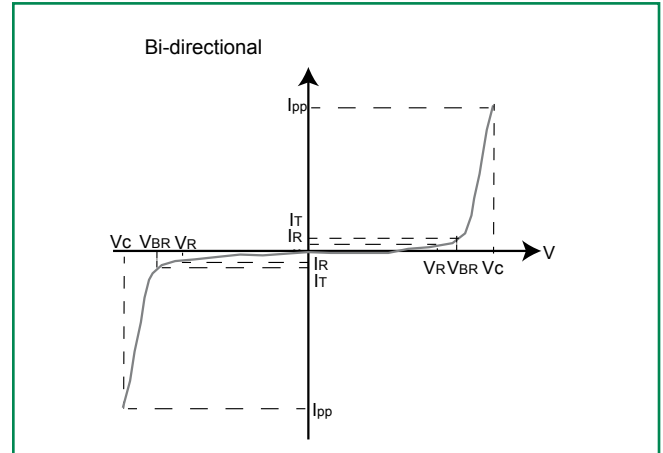
Electrical Characteristics ($T_A=25^\circ\text{C}$ unless otherwise noted)

| Part Number (Uni) | Part Number (Bi) | Marking | | Reverse Stand off Voltage V_R (Volts) | Breakdown Voltage V_{BR} (Volts) @ I_T | | Test Current I_T (mA) | Maximum Clamping Voltage V_C @ I_{pp} (V) | Maximum Peak Pulse Current I_{pp} (A) | Maximum Reverse Leakage I_R @ V_R (μA) | Agency Approval  |
|-------------------|------------------|---------|------|---|--|--------|-------------------------|---|---|---|---|
| | | UNI | BI | | MIN | MAX | | | | | |
| P4SMA6.8A | P4SMA6.8CA | 6V8A | 6V8C | 5.80 | 6.45 | 7.14 | 10 | 10.5 | 39.0 | 1000 | X |
| P4SMA7.5A | P4SMA7.5CA | 7V5A | 7V5C | 6.40 | 7.13 | 7.88 | 10 | 11.3 | 36.3 | 500 | X |
| P4SMA8.2A | P4SMA8.2CA | 8V2A | 8V2C | 7.02 | 7.79 | 8.61 | 10 | 12.1 | 33.9 | 200 | X |
| P4SMA9.1A | P4SMA9.1CA | 9V1A | 9V1C | 7.78 | 8.65 | 9.55 | 1 | 13.4 | 30.6 | 50 | X |
| P4SMA10A | P4SMA10CA | 10A | 10C | 8.55 | 9.50 | 10.50 | 1 | 14.5 | 28.3 | 10 | X |
| P4SMA11A | P4SMA11CA | 11A | 11C | 9.40 | 10.50 | 11.60 | 1 | 15.6 | 26.3 | 5 | X |
| P4SMA12A | P4SMA12CA | 12A | 12C | 10.20 | 11.40 | 12.60 | 1 | 16.7 | 24.6 | 5 | X |
| P4SMA13A | P4SMA13CA | 13A | 13C | 11.10 | 12.40 | 13.70 | 1 | 18.2 | 22.5 | 1 | X |
| P4SMA15A | P4SMA15CA | 15A | 15C | 12.80 | 14.30 | 15.80 | 1 | 21.2 | 19.3 | 1 | X |
| P4SMA16A | P4SMA16CA | 16A | 16C | 13.60 | 15.20 | 16.80 | 1 | 22.5 | 18.2 | 1 | X |
| P4SMA18A | P4SMA18CA | 18A | 18C | 15.30 | 17.10 | 18.90 | 1 | 25.5 | 16.1 | 1 | X |
| P4SMA20A | P4SMA20CA | 20A | 20C | 17.10 | 19.00 | 21.00 | 1 | 27.7 | 14.8 | 1 | X |
| P4SMA22A | P4SMA22CA | 22A | 22C | 18.80 | 20.90 | 23.10 | 1 | 30.6 | 13.4 | 1 | X |
| P4SMA24A | P4SMA24CA | 24A | 24C | 20.50 | 22.80 | 25.20 | 1 | 33.2 | 12.3 | 1 | X |
| P4SMA27A | P4SMA27CA | 27A | 27C | 23.10 | 25.70 | 28.40 | 1 | 37.5 | 10.9 | 1 | X |
| P4SMA30A | P4SMA30CA | 30A | 30C | 25.60 | 28.50 | 31.50 | 1 | 41.4 | 9.9 | 1 | X |
| P4SMA33A | P4SMA33CA | 33A | 33C | 28.20 | 31.40 | 34.70 | 1 | 45.7 | 9.0 | 1 | X |
| P4SMA36A | P4SMA36CA | 36A | 36C | 30.80 | 34.20 | 37.80 | 1 | 49.9 | 8.2 | 1 | X |
| P4SMA39A | P4SMA39CA | 39A | 39C | 33.30 | 37.10 | 41.00 | 1 | 53.9 | 7.6 | 1 | X |
| P4SMA43A | P4SMA43CA | 43A | 43C | 36.80 | 40.90 | 45.20 | 1 | 59.3 | 6.9 | 1 | X |
| P4SMA47A | P4SMA47CA | 47A | 47C | 40.20 | 44.70 | 49.40 | 1 | 64.8 | 6.3 | 1 | X |
| P4SMA51A | P4SMA51CA | 51A | 51C | 43.60 | 48.50 | 53.60 | 1 | 70.1 | 5.8 | 1 | X |
| P4SMA56A | P4SMA56CA | 56A | 56C | 47.80 | 53.20 | 58.80 | 1 | 77.0 | 5.3 | 1 | X |
| P4SMA62A | P4SMA62CA | 62A | 62C | 53.00 | 58.90 | 65.10 | 1 | 85.0 | 4.8 | 1 | X |
| P4SMA68A | P4SMA68CA | 68A | 68C | 58.10 | 64.60 | 71.40 | 1 | 92.0 | 4.5 | 1 | X |
| P4SMA75A | P4SMA75CA | 75A | 75C | 64.10 | 71.30 | 78.80 | 1 | 103.0 | 4.0 | 1 | X |
| P4SMA82A | P4SMA82CA | 82A | 82C | 70.10 | 77.90 | 86.10 | 1 | 113.0 | 3.6 | 1 | X |
| P4SMA91A | P4SMA91CA | 91A | 91C | 77.80 | 86.50 | 95.50 | 1 | 125.0 | 3.3 | 1 | X |
| P4SMA100A | P4SMA100CA | 100A | 100C | 85.50 | 95.00 | 105.00 | 1 | 137.0 | 3.0 | 1 | X |
| P4SMA110A | P4SMA110CA | 110A | 110C | 94.00 | 105.00 | 116.00 | 1 | 152.0 | 2.7 | 1 | X |
| P4SMA120A | P4SMA120CA | 120A | 120C | 102.00 | 114.00 | 126.00 | 1 | 165.0 | 2.5 | 1 | X |
| P4SMA130A | P4SMA130CA | 130A | 130C | 111.00 | 124.00 | 137.00 | 1 | 179.0 | 2.3 | 1 | X |
| P4SMA150A | P4SMA150CA | 150A | 150C | 128.00 | 143.00 | 158.00 | 1 | 207.0 | 2.0 | 1 | X |
| P4SMA160A | P4SMA160CA | 160A | 160C | 136.00 | 152.00 | 168.00 | 1 | 219.0 | 1.9 | 1 | X |
| P4SMA170A | P4SMA170CA | 170A | 170C | 145.00 | 162.00 | 179.00 | 1 | 234.0 | 1.8 | 1 | X |
| P4SMA180A | P4SMA180CA | 180A | 180C | 154.00 | 171.00 | 189.00 | 1 | 246.0 | 1.7 | 1 | X |
| P4SMA200A | P4SMA200CA | 200A | 200C | 171.00 | 190.00 | 210.00 | 1 | 274.0 | 1.5 | 1 | X |
| P4SMA220A | P4SMA220CA | 220A | 220C | 185.00 | 209.00 | 231.00 | 1 | 328.0 | 1.3 | 1 | X |
| P4SMA250A | P4SMA250CA | 250A | 250C | 214.00 | 237.00 | 263.00 | 1 | 344.0 | 1.2 | 1 | X |
| P4SMA300A | P4SMA300CA | 300A | 300C | 256.00 | 285.00 | 315.00 | 1 | 414.0 | 1.0 | 1 | X |
| P4SMA350A | P4SMA350CA | 350A | 350C | 300.00 | 332.00 | 368.00 | 1 | 482.0 | 0.9 | 1 | X |
| P4SMA400A | P4SMA400CA | 400A | 400C | 342.00 | 380.00 | 420.00 | 1 | 548.0 | 0.8 | 1 | X |
| P4SMA440A | P4SMA440CA | 440A | 440C | 376.00 | 418.00 | 462.00 | 1 | 602.0 | 0.7 | 1 | X |
| P4SMA480A | P4SMA480CA | 480A | 480C | 408.00 | 456.00 | 504.00 | 1 | 658.0 | 0.6 | 1 | X |
| P4SMA510A | P4SMA510CA | 510A | 510C | 434.00 | 485.00 | 535.00 | 1 | 698.0 | 0.6 | 1 | X |
| P4SMA530A | P4SMA530CA | 530A | 530C | 477.00 | 503.50 | 556.50 | 1 | 725.0 | 0.6 | 1 | X |
| P4SMA540A | P4SMA540CA | 540A | 540C | 486.00 | 513.00 | 567.00 | 1 | 740.0 | 0.5 | 1 | X |
| P4SMA550A | P4SMA550CA | 550A | 550C | 495.00 | 522.50 | 577.50 | 1 | 760.0 | 0.5 | 1 | X |

For bidirectional type having V_R of 10 volts and less, the I_R limit is double.

For parts without A, the V_{BR} is $\pm 10\%$ and V_C is 5% higher than with A parts.

I-V Curve Characteristics



P_{ppm} Peak Pulse Power Dissipation – Max power dissipation

V_r Stand-off Voltage – Maximum voltage that can be applied to the TVS without operation

V_{BR} Breakdown Voltage – Maximum current that flows through the TVS at a specified test current (I_T)

V_c Clamping Voltage – Peak voltage measured across the suppressor at a specified I_{ppm} (peak impulse current)

I_r Reverse Leakage Current – Current measured at V_r

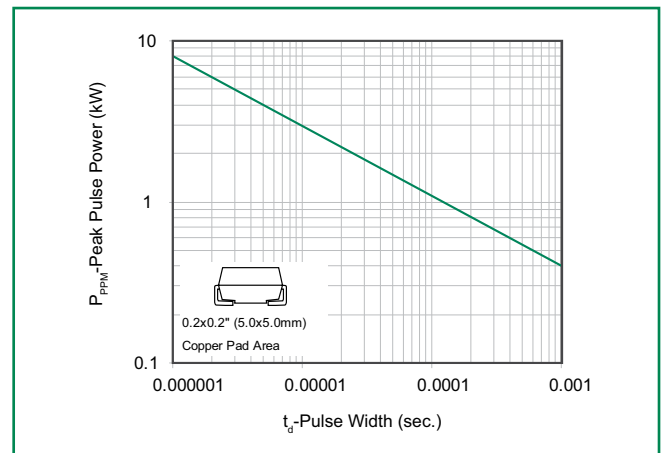
V_F Forward Voltage Drop for Uni-directional

Ratings and Characteristic Curves (T_A=25°C unless otherwise noted)

Figure 1 - TVS Transients Clamping Waveform



Figure 2 - Peak Pulse Power Rating Curve



continues on next page.

Ratings and Characteristic Curves ($T_A=25^\circ\text{C}$ unless otherwise noted) (Continued)

Figure 3 - Pulse Derating Curve



Figure 4 - Pulse Waveform



Figure 5 - Typical Junction Capacitance

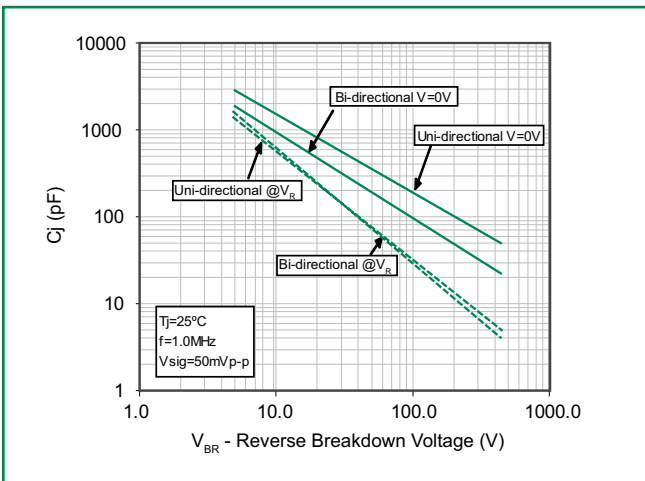


Figure 6 - Steady State Power Dissipation Derating Curve

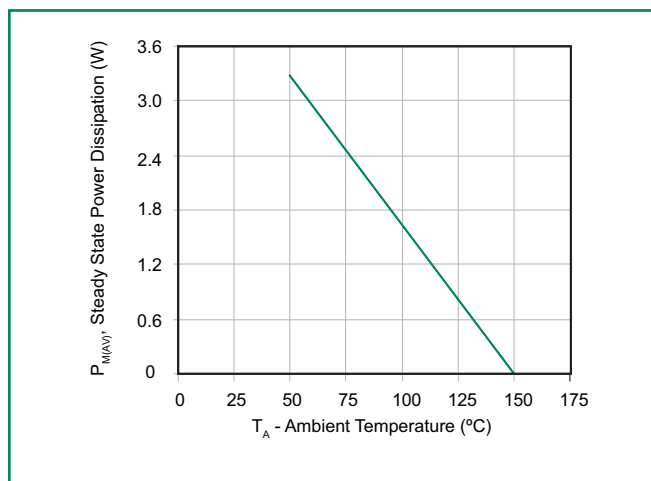
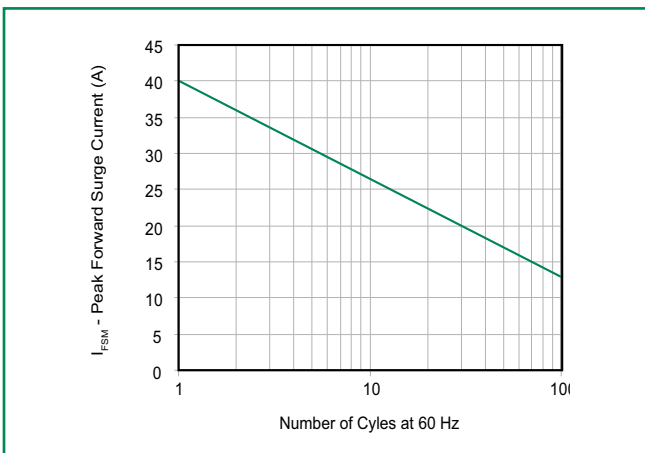


Figure 7 - Maximum Non-Repetitive Forward Surge Current Uni-Directional Only



Soldering Parameters

| | | |
|--|------------------------------------|-------------------------|
| Reflow Condition | | Lead-free assembly |
| Pre Heat | - Temperature Min ($T_{s(min)}$) | 150°C |
| | - Temperature Max ($T_{s(max)}$) | 200°C |
| | - Time (min to max) (t_s) | 60 – 180 secs |
| Average ramp up rate (Liquidus Temp (T_L) to peak) | | 3°C/second max |
| $T_{s(max)}$ to T_L - Ramp-up Rate | | 3°C/second max |
| Reflow | - Temperature (T_L) (Liquidus) | 217°C |
| | - Time (min to max) (t_s) | 60 – 150 seconds |
| Peak Temperature (T_p) | | 260 ^{+0/-5} °C |
| Time within 5°C of actual peak Temperature (t_p) | | 20 – 40 seconds |
| Ramp-down Rate | | 6°C/second max |
| Time 25°C to peak Temperature (T_p) | | 8 minutes Max. |
| Do not exceed | | 280°C |



Physical Specifications

| | |
|-----------------|--|
| Weight | 0.002 ounce, 0.061 gram |
| Case | JEDEC DO-214AC. Molded plastic body over glass passivated junction |
| Polarity | Color band denotes positive end (cathode) except bidirectional |
| Terminal | Matte Tin-plated leads, Solderable per JESD22-B102D |

Environmental Specifications

| | |
|---------------------------|-------------|
| Temperature Cycle | JESD22-A104 |
| Pressure Cooker | JESD22-A102 |
| High Temp. Storage | JESD22-A103 |
| HTRB | JESD22-A108 |
| Thermal Shock | JESD22-A106 |

Dimensions



| Dimensions | Inches | | Millimeters | |
|------------|--------|-------|-------------|-------|
| | Min | Max | Min | Max |
| A | 0.049 | 0.065 | 1.250 | 1.650 |
| B | 0.157 | 0.177 | 3.990 | 4.500 |
| C | 0.100 | 0.110 | 2.540 | 2.790 |
| D | 0.078 | 0.090 | 1.980 | 2.290 |
| E | 0.030 | 0.060 | 0.780 | 1.520 |
| F | - | 0.008 | - | 0.203 |
| G | 0.194 | 0.208 | 4.930 | 5.280 |
| H | 0.006 | 0.012 | 0.152 | 0.305 |
| I | 0.070 | - | 1.800 | - |
| J | 0.082 | - | 2.100 | - |
| K | - | 0.090 | - | 2.300 |
| L | 0.082 | - | 2.100 | - |

Part Numbering System



Part Marking System



Packaging

| Part number | Component Package | Quantity | Packaging Option | Packaging Specification |
|-------------|-------------------|----------|-----------------------------|-------------------------|
| P4SMAxxxXX | DO-214AC | 5000 | Tape & Reel – 12mm/13" tape | EIA STD RS-481 |

Tape and Reel Specification



Компания «Океан Электроники» предлагает заключение долгосрочных отношений при поставках импортных электронных компонентов на взаимовыгодных условиях!

Наши преимущества:

- Поставка оригинальных импортных электронных компонентов напрямую с производств Америки, Европы и Азии, а так же с крупнейших складов мира;
- Широкая линейка поставок активных и пассивных импортных электронных компонентов (более 30 млн. наименований);
- Поставка сложных, дефицитных, либо снятых с производства позиций;
- Оперативные сроки поставки под заказ (от 5 рабочих дней);
- Экспресс доставка в любую точку России;
- Помощь Конструкторского Отдела и консультации квалифицированных инженеров;
- Техническая поддержка проекта, помощь в подборе аналогов, поставка прототипов;
- Поставка электронных компонентов под контролем ВП;
- Система менеджмента качества сертифицирована по Международному стандарту ISO 9001;
- При необходимости вся продукция военного и аэрокосмического назначения проходит испытания и сертификацию в лаборатории (по согласованию с заказчиком);
- Поставка специализированных компонентов военного и аэрокосмического уровня качества (Xilinx, Altera, Analog Devices, Intersil, Interpoint, Microsemi, Actel, Aeroflex, Peregrine, VPT, Syfer, Eurofarad, Texas Instruments, MS Kennedy, Miteq, Cobham, E2V, MA-COM, Hittite, Mini-Circuits, General Dynamics и др.);

Компания «Океан Электроники» является официальным дистрибьютором и эксклюзивным представителем в России одного из крупнейших производителей разъемов военного и аэрокосмического назначения «JONHON», а так же официальным дистрибьютором и эксклюзивным представителем в России производителя высокотехнологичных и надежных решений для передачи СВЧ сигналов «FORSTAR».



JONHON

«JONHON» (основан в 1970 г.)

Разъемы специального, военного и аэрокосмического назначения:

(Применяются в военной, авиационной, аэрокосмической, морской, железнодорожной, горно- и нефтедобывающей отраслях промышленности)

«FORSTAR» (основан в 1998 г.)

ВЧ соединители, коаксиальные кабели,
кабельные сборки и микроволновые компоненты:

(Применяются в телекоммуникациях гражданского и специального назначения, в средствах связи, РЛС, а так же военной, авиационной и аэрокосмической отраслях промышленности).



Телефон: 8 (812) 309-75-97 (многоканальный)

Факс: 8 (812) 320-03-32

Электронная почта: ocean@oceanchips.ru

Web: <http://oceanchips.ru/>

Адрес: 198099, г. Санкт-Петербург, ул. Калинина, д. 2, корп. 4, лит. А