


# Manual Switches

## Covers for Paddle Switches



Colored covers simply snap into the top of paddle switch housings.

### COLOR DISPLAY OPTIONS

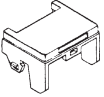
**Transmitted color** — Color is displayed whether lamp is On or Off. Choice of 1-piece covers (types 10 or 20) or covers with clear cap and colored translucent insert (types 11 or 12).

**Dead front hidden color/hidden legend** — Cover appears black with lamp Off. Legend and color appear when illuminated (types 30 or 40).

**Projected color** — Translucent white cover with transparent colored insert (types 50 or 60). White cover appears colored when illuminated.

### AML53 PADDLE SWITCH COVER ORDER GUIDE (All possible color combinations may not be available.)

For AML13, AML23, and AML33 incandescent or non-lighted display.

<b>AML53-T</b>	<b>10</b>	<b>R</b>	<b>G</b>
Paddle Switch Cover Type	Display/Legend Type	Cover Color	
		½ cover, or one side of two-piece cover	Other side of two-piece cover (see note)
 <b>AML53-E</b> ½ Cover	<b>Transmitted Color</b> 10 No legend 20 With legend on cap <b>Transmitted Color</b> (Clear cap and color insert) 11 No legend 21 With legend on insert <b>Dead Front</b> (Smoky gray cap and color insert) 30 No legend 40 With legend on insert <b>***Projected Color</b> (White cap and color insert) 50 No legend 60 With legend on cap	R Red Y Yellow G Green B Blue ***W White K* Black L* Gray A** Amber	R Red Y Yellow G Green B Blue ***W White K* Black L* Gray A** Amber

Note: Only one color code letter is necessary when ordering ½ covers.

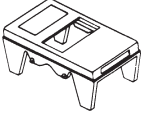
Example: **AML53-T10RG**  
Two-piece cover; with transmitted color, no legend; red and green.

\* Not for lighted display.  
 \*\* Not available with projected color.  
 \*\*\* Insert is clear for projected color when "W" is used.

Manuals

### AML55 PADDLE SWITCH COVER ORDER GUIDE (All possible color combinations may not be available.)

For AML35 neon display.

<b>AML55-N</b>	<b>10</b>	<b>R</b>	<b>Y</b>
Paddle Switch Cover Type	Display/Legend Type	Lens Color	Cover Color
 <b>AML55-N</b> Full Neon Cover, with colored lens	<b>Transmitted Color</b> 10 No Legend 20 With Legend	T Clear R Red	R Red Y Yellow G Green B Blue W White K Black L Gray

AML55-N covers have a colored lenticular lens window which extends over the neon lamp.

Example: **AML55-N10RY**  
Full neon paddle switch cover; with transmitted color, no legend; red lens and yellow cover.

# Manual Switches

## Covers for Paddle Switches

**AML55 PADDLE SWITCH COVER ORDER GUIDE** (All possible color combinations may not be available.)

For AML15 and AML25 LED display.

See notes below

AML55-T	10	Y	R
<b>Paddle Switch Cover Type</b> <b>AML55-E</b>  1/2 Cover (For one LED)*	<b>Display/Legend Type</b> <b>Transmitted Color</b> 10 No Legend 20 With Legend	<b>Cover Color – See notes below</b>	
<b>AML55-T</b>  Two-Piece Cover (For one LED)		<b>1/2-cover, or LED side of two-piece covers*</b>	<b>Other side of two piece covers</b>
<b>AML55-H</b>  Two-Piece Cover (For two LED's)		R Red Y Yellow G Green B Blue W White K Black L Gray	R Red Y Yellow G Green B Blue W White K Black L Gray

### HOW TO ORDER LEGENDS FOR PADDLE SWITCH COVERS

When specifying legended paddle switch covers, submit a legend order sheet to cover each catalog listing. These forms identify the maximum number of lines per area and the maximum characters per line, based on the type size you request.

To insure proper legend orientation, paddle switch housings (when viewed from the panel front) should have the "MICRO SWITCH" identification facing UP or to the LEFT.

Legend order sheets for covers are shown on the following pages. Reproduce them on your office copier or request a pad of them from the 800 number.:

<b>Legend Sheet</b>	<b>Form No.</b>
AML53 Covers	FO-63567
AML55 Covers	FO-63565

AML55-E, -T, and -H covers have an open window which allows LED's to be flush with the cover surface.

\* Notes:

<sup>1</sup> Only one color code letter is necessary for AML55-E 1/2 covers.

<sup>2</sup> To order a 1/2-cover without the LED "window," specify an AML53-E listing from the previous page.

Example: **AML55-T10YR**

Two-piece cover; with LED window in one side, transmitted color, no legend; yellow (LED side) and red (non-LED side).

## Manual Switches Paddle Operator (Cover) Legend Sheet

Account NO 126 - 284 Catalog Listing **AML53 -** Page      of     

Customer: \_\_\_\_\_ (state) \_\_\_\_\_

Address: \_\_\_\_\_ (city) \_\_\_\_\_ (state) \_\_\_\_\_

**Instructions**

1. Fill in appropriate catalog listing - one listing/sheet.
2. Check proper figure #, Type size, Type color.
3. Fill in quantity required.
4. Indicate legends desired — Do not exceed maximums shown in legend order guide.

**Note**

1. For Proper Legend Orientation, AML housings (when viewed from front of panel) should have "MICRO SWITCH" logo oriented "UP" on square devices and "UP" or to the "LEFT" on rectangular devices.
2. Please use black ink in filling out this form to help us process your order.

**LEGEND ORDER GUIDE**

Button: Type Orientation	Figure No	Max Lines/Area			Max Characters/Line							
		5/64	7/64	9/64	13/64	5/16	13/64	5/16				
AREA 1 E	1	2	2	2	1	1	1	1	1	1	1	1
AREA 1 E	2	2	2	2	1	1	1	1	1	1	1	1
AREA 1 T	3	2	2	2	1	1	1	1	1	1	1	1
AREA 2 T	3	2	2	2	1	1	1	1	1	1	1	1

Standard Legend Placement - 1. Transmitted Color—Legend on outer shell (Button Use Special Legends Section for other placements.)

2. Dead Front—Legend on insert

3. Projected Color - Legend on outer shell (Button)

4. Transmitted color with color with clear cap legend on insert.

5. All legends will be centered within the legendable areas

**LEGEND ORDER CHART**

Customer Part No	Fig No	Type Size		Ink Color		But- ton Qty	Area 1		Area 2	
		5/64	7/64	9/64	13/64		5/16	Black	White	1st Line

FO-65567-F \_\_\_\_\_ (Signature) \_\_\_\_\_ (Date)

Modified Gothic lettering (A thru Z), numerals (0 thru 9), and Symbols below available in 5/64, 7/64, 9/64, 13/64 and 5/16.

**A3** Modified Gothic

STANDARD SYMBOLS AVAILABLE

·	;	!	?	'	—	"	/	(	)	*	&
\$	¢	%	o	+	-	±	÷	x	=	≠	<
→	←	CR	1/4	1/2	3/4	1/3	2/3	@	∞		

**SPECIAL LEGENDS**

NOTE: Use this area to show special Legend Locations or Configurations NOT shown above. NON-STANDARD legends will involve additional charges and increased delivery time.

Fig. "A"	Fig. "B"
----------	----------

Manuals

**Honeywell**

Account NO 126-284

**AML Paddle (Cover) Legend Sheet For LED and Neon Style/Product Specification**

Page      of     

Catalog Listing **AML55** -

Customer P.O. No.	Customer Dwg. No.	Schedule No.
MICRO SWITCH Sales Order		Line Number

Customer: \_\_\_\_\_

Address: \_\_\_\_\_

(city) \_\_\_\_\_

(state) \_\_\_\_\_

**Instructions**

1. Fill in appropriate catalog listing - one listing/sheet.
2. Check proper figure #, Type size, Type color.
3. Fill in quantity required.
4. Indicate legends desired — Do not exceed maximums shown in legend order guide.

**Note**

1. For Proper Legend Orientation, AML housings (when viewed from front of panel) should have "MICRO SWITCH" logo oriented "UP" on square devices and "UP" or to the "LEFT" on rectangular devices.
2. Please use black ink in filling out this form to help us process your order.

Cover Type Orientation	Figure No	Legend Order Guide			Max Characters/Line						
		5/64	7/64	9/64	5/64	7/64	9/64	13/64	5/16		
	1	1	1	1	0	0	7	5	5	0	0
	2	1	1	1	0	0	7	5	5	0	0
Side 1: Side 2:	3	1	1	1	0	0	7	5	5	0	0
Side 2:	4	2	2	2	1	1	7	5	5	3	1
Side 1: Side 2:	5	1	2	2	0	1	7	5	5	0	1

Standard Legend Placement — Use Special Legends Section for other placements.

1. All Legends will be centered within the legendable areas

**LEGEND ORDER CHART**

Customer Part No	Fig No	Type Size	Ink Color		But ton Qty	Area 1		Area 2	
			5/64	7/64		9/64	13/64	5/16	5/64
			Black	White		1st Line	2nd Line	1st Line	2nd Line

FO-63565-C

(Signature)

(Date)

<b>SPECIAL LEGENDS</b>	Fig. "A"	Fig. "B"
------------------------	----------	----------

NOTE: Use this area to show special Legend Locations or Configurations NOT shown below. NON-STANDARD legends will involve additional charges and increased delivery time.

Modified Gothic lettering (A thru Z), numerals (0 thru 9) and Symbols below available in 5/64, 7/64, 9/64, 13/64 and 5/16.

STANDARD SYMBOLS AVAILABLE										
.	:	;	!	?	'	—	"	/	( )	* &
\$	¢	#	%	o	+	-	±	÷	x	= ≠ >
→	↑	↓	←	CR	1/4	1/2	3/4	1/3	2/3	@ ∞

**A3**

Modified Gothic

Компания «Океан Электроники» предлагает заключение долгосрочных отношений при поставках импортных электронных компонентов на взаимовыгодных условиях!

Наши преимущества:

- Поставка оригинальных импортных электронных компонентов напрямую с производств Америки, Европы и Азии, а так же с крупнейших складов мира;
- Широкая линейка поставок активных и пассивных импортных электронных компонентов (более 30 млн. наименований);
- Поставка сложных, дефицитных, либо снятых с производства позиций;
- Оперативные сроки поставки под заказ (от 5 рабочих дней);
- Экспресс доставка в любую точку России;
- Помощь Конструкторского Отдела и консультации квалифицированных инженеров;
- Техническая поддержка проекта, помощь в подборе аналогов, поставка прототипов;
- Поставка электронных компонентов под контролем ВП;
- Система менеджмента качества сертифицирована по Международному стандарту ISO 9001;
- При необходимости вся продукция военного и аэрокосмического назначения проходит испытания и сертификацию в лаборатории (по согласованию с заказчиком);
- Поставка специализированных компонентов военного и аэрокосмического уровня качества (Xilinx, Altera, Analog Devices, Intersil, Interpoint, Microsemi, Actel, Aeroflex, Peregrine, VPT, Syfer, Eurofarad, Texas Instruments, MS Kennedy, Miteq, Cobham, E2V, MA-COM, Hittite, Mini-Circuits, General Dynamics и др.);

Компания «Океан Электроники» является официальным дистрибьютором и эксклюзивным представителем в России одного из крупнейших производителей разъемов военного и аэрокосмического назначения «JONHON», а так же официальным дистрибьютором и эксклюзивным представителем в России производителя высокотехнологичных и надежных решений для передачи СВЧ сигналов «FORSTAR».



## JONHON

«JONHON» (основан в 1970 г.)

Разъемы специального, военного и аэрокосмического назначения:

(Применяются в военной, авиационной, аэрокосмической, морской, железнодорожной, горно- и нефтедобывающей отраслях промышленности)

«FORSTAR» (основан в 1998 г.)

ВЧ соединители, коаксиальные кабели, кабельные сборки и микроволновые компоненты:

(Применяются в телекоммуникациях гражданского и специального назначения, в средствах связи, РЛС, а так же военной, авиационной и аэрокосмической отраслях промышленности).



Телефон: 8 (812) 309-75-97 (многоканальный)

Факс: 8 (812) 320-03-32

Электронная почта: [ocean@oceanchips.ru](mailto:ocean@oceanchips.ru)

Web: <http://oceanchips.ru/>

Адрес: 198099, г. Санкт-Петербург, ул. Калинина, д. 2, корп. 4, лит. А