

LTM4600HV: 28V, 10A Step-Down Power μModule® Regulator

DESCRIPTION

Demonstration circuit DC823B-B features the LTM®4600HVEV, a 10A high efficiency, high density switch mode step-down power module. The input voltage is from 4.5V to 28V. The output voltage is programmable from 0.6V to 5V. The rated load current is 10A, while derating is necessary for different V_{IN} , V_{OUT} , and thermal conditions. Integrated input and output filters enable a simple PCB layout. Only bulk input and output capacitors are needed.

The LTM4600HV data sheet must be read in conjunction with this demo manual prior to working on or modifying demo circuit DC823B-B.


Design files for this circuit board are available at <http://www.linear.com/demo>

LT, LT, LTC, LTM, μModule, Linear Technology and the Linear logo are registered trademarks of Linear Technology Corporation. All other trademarks are the property of their respective owners.

PERFORMANCE SUMMARY ($T_A = 25^\circ\text{C}$)

PARAMETER	TEST CONDITION	VALUE
Input Voltage Range		4.5V to 28V
Output Voltage V_{OUT}	Selectable with Jumpers (Open for 0.6V)	1.2V, 1.5V, 1.8V, 2.5V, 3.3V, 5V
Maximum Continuous Output Current	5V to 28V _{IN} , 1.5V _{OUT}	10 A _{DC}
Efficiency	$V_{IN} = 24\text{V}$, $V_{OUT} = 2.5\text{V}$, $I_{OUT} = 10\text{A}$	83%, See Figure 2

BOARD PHOTO



DEMO MANUAL DC823B-B

QUICK START PROCEDURE

Demonstration circuit DC823B-B is easy to set up to evaluate the performance of the LTM4600HVEV. Refer to Figure 1 for proper measurement equipment set-up and follow the procedure below:

1. Place jumpers in the following positions for a typical 1.5V_{OUT} application :

FCB	RUN/SS	V _{OUT} Select
CCM	ON	1.5V

2. With power off, connect the input power supply, load, optional 5V bias supply and meters as shown in Figure 1. Preset the load to 0A and V_{IN} supply to be less than 28V. The optional 5V bias supply applied to the EXT_{VCC} pin must be off while the main V_{IN} is turned off.

3. Turn on the power at the input. The output voltage should be 1.5V ± 2%.
4. Once the proper output voltage is established, adjust the load within the operating range and observe the output voltage regulation, ripple voltage, efficiency and other parameters. Output voltage ripple should be measured at J6 with a BNC cable.
5. For optional load transient test, apply an adjustable pulse signal between IOSTEP CLK and GND pins. Pulse amplitude sets the current step. The pulse signal should have very small duty cycle (<15%) to limit the thermal stress of the transient load circuit. The output transient current can be monitored at BNC connector J5 (10mV/A).

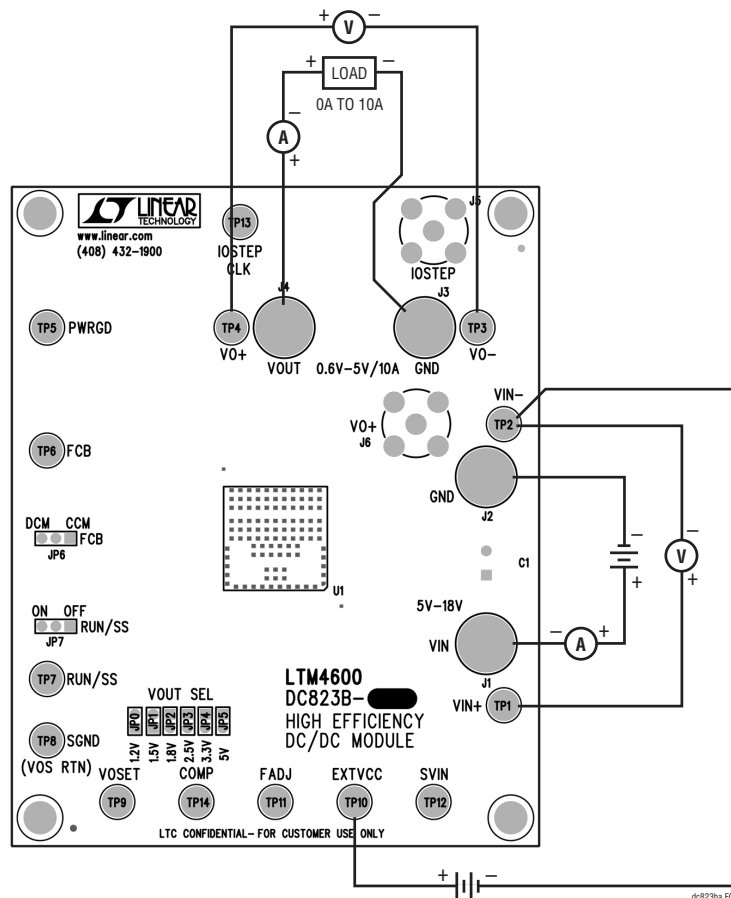


Figure 1. Test Set-Up of DC823B-B (EXT_{VCC} V_{BIAS} Supply is Optional)

QUICK START PROCEDURE

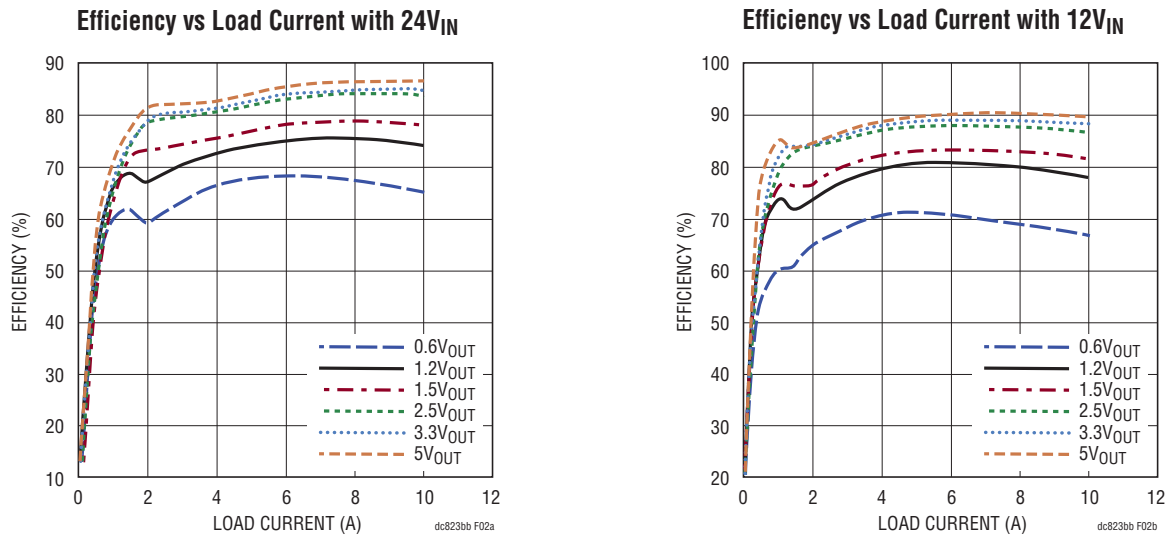


Figure 2. Measured Supply Efficiencies with Different V_{IN} and V_{OUT}

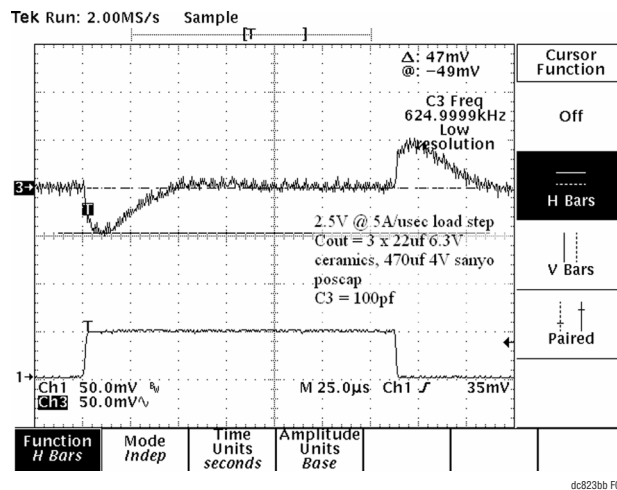


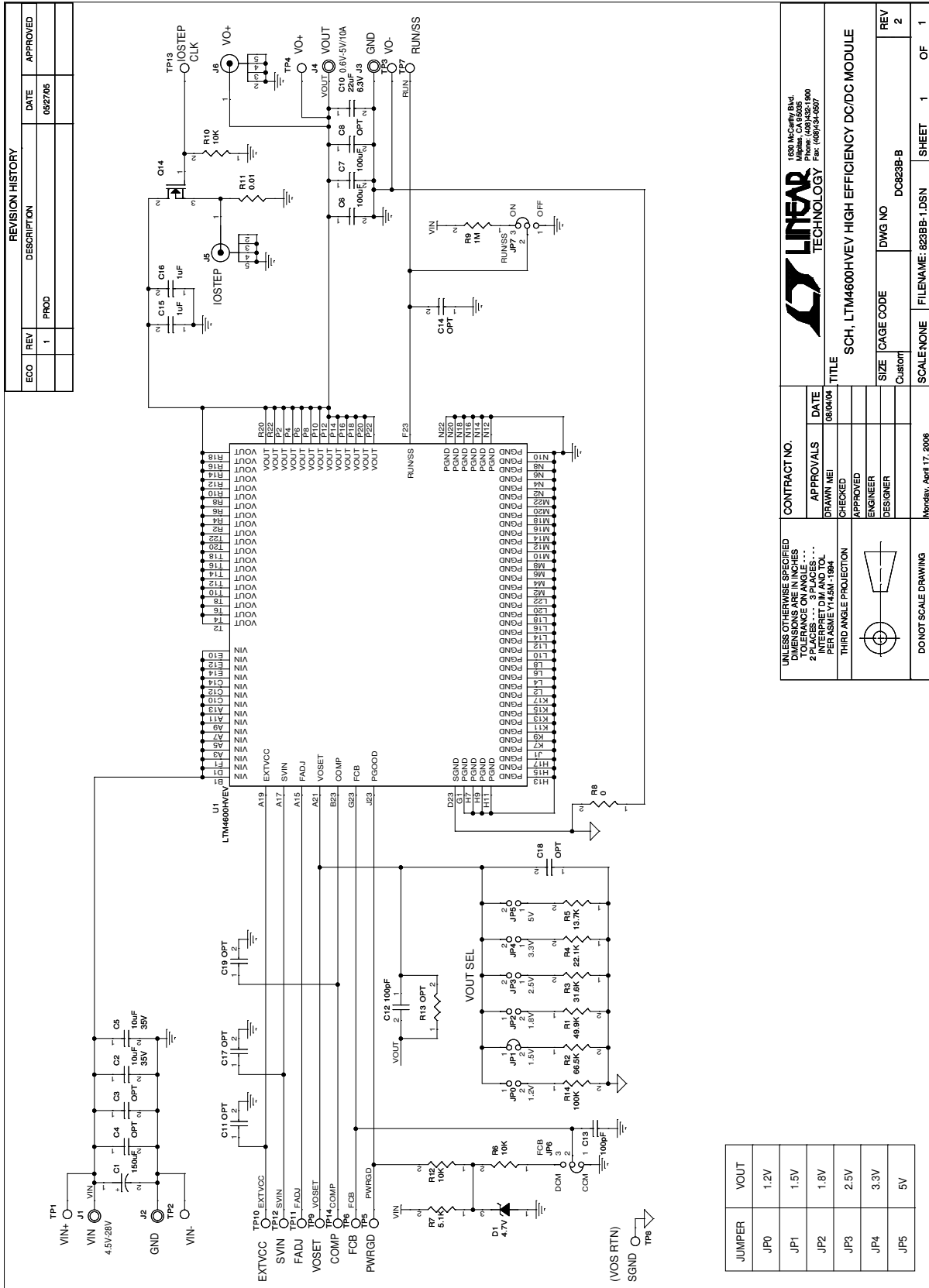
Figure 3. Measured Load Transient Response (0A to 5A Step)

DEMO MANUAL DC823B-B

PARTS LIST

ITEM	QTY	REFERENCE	PART DESCRIPTION	MANUFACTURER/PART NUMBER
Required Circuit Components				
1	1	C1	CAP, 150 μ F 20% 35V ALUM	SANYO 35MV150WXV (now SUNCON 35ME150WXV)
2	2	C5, C2	CAP, 1206 10 μ F 20% 35V X5R	TAIYO YUDEN GMK316BJ106ML-T
3	2	C7, C6	CAP, 1812 100 μ F 20% 6.3V X5R	TDK C4532X5R0J107M
4	1	C10	CAP, 1206 22 μ F 20% 6.3V X5R	TAIYO YUDEN JMK316BJ226ML-T
5	1	C12	CAP, 0603 100pF 10% 50V X7R	AVX 06035C101KAT1A
6	1	R1	RES, 0603 49.9k 1% 1/10W	AAC CR16-4992FM
7	1	R8 - ALTERNATE	RES, 0603 0 Ω JUMPER	ACC CJ06-000M
		R8	RES, 0603 0 Ω JUMPER	VISHAY CRCW06030000Z0EA
8	1	U1	IC, LTM4600HVEV	LINEAR TECHNOLOGY LTM4600HVEV
Additional Demo Board Circuit Components				
1	0	C4, C3	CAP, 1206 OPTION	TAIYO YUDEN EMK316BJ475ML-T
2	0	C8	CAP, 1812 OPTION	TAIYO YUDEN JMK432BJ107MU-T
3	0	C11, C14, C18, C19	CAP, 0603 OPTION	OPTION
4	1	C13	CAP, 0603 100pF 10% 50V NPO	AVX 06035A101KAT
5	2	C15, C16	CAP, 0603 1 μ F 20% 10V X5R	TAIYO YUDEN LMK107BJ105MA-T
6	0	C17	CAP, 0805 1 μ F 20% 16V X5R OPTION	TAIYO YUDEN EMK212BJ105MG-T
7	1	D1	DIODE, ZENER 4.7V	DIODES INC. BZX84C4V7-7-F
8	1	Q14	XSTR, SUD50N03-10CP MOSFET	SILICONIX SUD50N03-10CP-E3
9	1	R2	RES, 0603 66.5k 1% 1/10W	AAC CR16-6652FM
10	1	R3	RES, 0603 31.6k 1% 1/10W	AAC CR16-3162FM
		R3 - ALTERNATE	RES, 0603 31.6k 1% 1/10W	PANASONIC ERJ-3GEY512V
11	1	R4	RES, 0603 22.1k 1% 1/10W	AAC CR16-2212FM
12	1	R5	RES, 0603 13.7k 1% 1/10W	AAC CR16-1372FM
13	3	R6, R10, R12	RES, 0603 10k 5% 1/10W	VISHAY CRCW060310K0JNEA
		R6, R10, R12- ALTERNATE	RES, 0603 10k 5% 1/10W	VISHAY CRCW060310J3
14	1	R7	RES, 0603 5.1k 5% 1/10W	AAC CR16-512JM
		R7	RES, 0603 5.1k 5% 1/10W	PANASONIC ERJ-3GEY512V
15	1	R9	RES, 0603 1M Ω 5% 1/16W	AAC CR16-105JM
16	1	R11	RES, 2512 0.01 Ω 5% 1W	IRC LRF2512-01-R010-J
17	0	R13	RES, 0603 OPTION	OPTION
18	1	R14	RES, 0603 100k 1% 1/10W	AAC CR16-1003FM
Hardware				
1	6	JP0 TO JP5	HEADER, 2-PIN, 2mm	COMM CON 2802S-02G2
2	2	JP6, JP7	HEADER, 3-PIN, 2mm	COMM CON 2802S-03G2
3	4	J1, J2, J3, J4	JACK, BANANA	KEYSTONE 575-4
4	2	J5, J6	CONN, BNC, 5 PINS	CONNEX 112404
5	14	TP1 TO TP14	TURRET	MILL-MAX 2501-2-00-80-00-00-07-0
6	3	JP3, JP6, JP7	SHUNT	SAMTEC 2SN-BK-G
7	4		STANDOFF, SNAP ON	KEYSTONE_8831

SCHEMATIC DIAGRAM



dc823bbf

DEMO MANUAL DC823B-B

DEMONSTRATION BOARD IMPORTANT NOTICE

Linear Technology Corporation (LTC) provides the enclosed product(s) under the following **AS IS** conditions:

This demonstration board (DEMO BOARD) kit being sold or provided by Linear Technology is intended for use for **ENGINEERING DEVELOPMENT OR EVALUATION PURPOSES ONLY** and is not provided by LTC for commercial use. As such, the DEMO BOARD herein may not be complete in terms of required design-, marketing-, and/or manufacturing-related protective considerations, including but not limited to product safety measures typically found in finished commercial goods. As a prototype, this product does not fall within the scope of the European Union directive on electromagnetic compatibility and therefore may or may not meet the technical requirements of the directive, or other regulations.

If this evaluation kit does not meet the specifications recited in the DEMO BOARD manual the kit may be returned within 30 days from the date of delivery for a full refund. **THE FOREGOING WARRANTY IS THE EXCLUSIVE WARRANTY MADE BY THE SELLER TO BUYER AND IS IN LIEU OF ALL OTHER WARRANTIES, EXPRESSED, IMPLIED, OR STATUTORY, INCLUDING ANY WARRANTY OF MERCHANTABILITY OR FITNESS FOR ANY PARTICULAR PURPOSE. EXCEPT TO THE EXTENT OF THIS INDEMNITY, NEITHER PARTY SHALL BE LIABLE TO THE OTHER FOR ANY INDIRECT, SPECIAL, INCIDENTAL, OR CONSEQUENTIAL DAMAGES.**

The user assumes all responsibility and liability for proper and safe handling of the goods. Further, the user releases LTC from all claims arising from the handling or use of the goods. Due to the open construction of the product, it is the user's responsibility to take any and all appropriate precautions with regard to electrostatic discharge. Also be aware that the products herein may not be regulatory compliant or agency certified (FCC, UL, CE, etc.).

No License is granted under any patent right or other intellectual property whatsoever. **LTC assumes no liability for applications assistance, customer product design, software performance, or infringement of patents or any other intellectual property rights of any kind.**

LTC currently services a variety of customers for products around the world, and therefore this transaction **is not exclusive**.

Please read the DEMO BOARD manual prior to handling the product. Persons handling this product must have electronics training and observe good laboratory practice standards. **Common sense is encouraged.**

This notice contains important safety information about temperatures and voltages. For further safety concerns, please contact a LTC application engineer.

Mailing Address:

Linear Technology
1630 McCarthy Blvd.
Milpitas, CA 95035

Copyright © 2004, Linear Technology Corporation

Компания «Океан Электроники» предлагает заключение долгосрочных отношений при поставках импортных электронных компонентов на взаимовыгодных условиях!

Наши преимущества:

- Поставка оригинальных импортных электронных компонентов напрямую с производств Америки, Европы и Азии, а так же с крупнейших складов мира;
- Широкая линейка поставок активных и пассивных импортных электронных компонентов (более 30 млн. наименований);
- Поставка сложных, дефицитных, либо снятых с производства позиций;
- Оперативные сроки поставки под заказ (от 5 рабочих дней);
- Экспресс доставка в любую точку России;
- Помощь Конструкторского Отдела и консультации квалифицированных инженеров;
- Техническая поддержка проекта, помощь в подборе аналогов, поставка прототипов;
- Поставка электронных компонентов под контролем ВП;
- Система менеджмента качества сертифицирована по Международному стандарту ISO 9001;
- При необходимости вся продукция военного и аэрокосмического назначения проходит испытания и сертификацию в лаборатории (по согласованию с заказчиком);
- Поставка специализированных компонентов военного и аэрокосмического уровня качества (Xilinx, Altera, Analog Devices, Intersil, Interpoint, Microsemi, Actel, Aeroflex, Peregrine, VPT, Syfer, Eurofarad, Texas Instruments, MS Kennedy, Miteq, Cobham, E2V, MA-COM, Hittite, Mini-Circuits, General Dynamics и др.);

Компания «Океан Электроники» является официальным дистрибьютором и эксклюзивным представителем в России одного из крупнейших производителей разъемов военного и аэрокосмического назначения «JONHON», а так же официальным дистрибьютором и эксклюзивным представителем в России производителя высокотехнологичных и надежных решений для передачи СВЧ сигналов «FORSTAR».



JONHON

«JONHON» (основан в 1970 г.)

Разъемы специального, военного и аэрокосмического назначения:

(Применяются в военной, авиационной, аэрокосмической, морской, железнодорожной, горно- и нефтедобывающей отраслях промышленности)

«FORSTAR» (основан в 1998 г.)

ВЧ соединители, коаксиальные кабели, кабельные сборки и микроволновые компоненты:

(Применяются в телекоммуникациях гражданского и специального назначения, в средствах связи, РЛС, а так же военной, авиационной и аэрокосмической отраслях промышленности).



Телефон: 8 (812) 309-75-97 (многоканальный)

Факс: 8 (812) 320-03-32

Электронная почта: ocean@oceanchips.ru

Web: <http://oceanchips.ru/>

Адрес: 198099, г. Санкт-Петербург, ул. Калинина, д. 2, корп. 4, лит. А