



BOURNS®

Features

- Wirewound and Hybritron® elements
- High rotational life
- Optional 0.1 % linearity
- Optional A/R lug
- RoHS compliant*
- Suitable for use under side load
- Designed for HMI and MMI applications
- Dual gang option
- Servo mount option

3549 - 10-Turn Precision Potentiometer

Electrical Characteristics ¹	Wirewound Element	Hybritron® Element
Standard Resistance Range.....	100 to 100K ohms.....	1K to 100K ohms
Total Resistance Tolerance.....	±3 %.....	±10 %
Independent Linearity.....	±0.2 %.....	±0.2 %
Independent Linearity (Maximum Practical).....	±0.1 %.....	±0.1 %
Effective Electrical Angle.....	3600 ° +10 °, -0 °.....	3600 ° +10 °, -0 °
Absolute Minimum Resistance/End Voltage.....	1 ohm or 0.1 % maximum.....	0.2 % maximum
(whichever is greater)		
Noise/Output Smoothness.....	100 ohms maximum.....	0.10 % maximum
Max. Wiper Current @ 5K ohms.....	20 mA.....	10 mA
Dielectric Withstanding Voltage (MIL-STD-202, Method 301)		
Sea Level.....	1,000 VAC minimum.....	1,000 VAC minimum
Insulation Resistance (500 VDC).....	1,000 megohms minimum.....	1,000 megohms minimum
Resolution.....	See How to Order chart.....	Essentially infinite
Power Rating (Voltage Limited By Power Dissipation)		
+70 °C.....	2 watts.....	2 watts
+125 °C.....	0 watt.....	0 watt

Environmental Characteristics ¹	Wirewound Element	Hybritron® Element
Operating Temperature Range		
Dynamic.....	-40 °C to +125 °C.....	-40 °C to +125 °C
Static.....	-55 °C to +125 °C.....	-55 °C to +125 °C
Temperature Coefficient (Over Static Temperature Range).....	±50 ppm/°C.....	±100 ppm/°C
Temperature Cycling (5 Cycles Over Static Temperature Range).....	±2 % TR shift max.....	±4 % TR shift max.
Vibration (15 Gs, 10 Hz to 2 kHz)		
Wiper Bounce.....	0.1 ms max.....	0.1 ms max.
Shock (100 Gs, 6 ms sawtooth)		
Wiper Bounce.....	0.1 ms max.....	0.1 ms max.
Load Life (1,000 hours @ 70 °C).....	±2 % TR shift.....	±5 % TR shift max.
Rotational Life		
No Load.....	2,000,000 shaft revolutions.....	5,000,000 shaft revolutions
Powered (MIL-PRF-12934).....	2,000,000 shaft revolutions.....	5,000,000 shaft revolutions
Moisture Resistance (Mil-Std-202, Method 103).....	±2 % TR shift max.....	±5 % TR shift max.
IP Rating.....	IP 50.....	IP 50

Mechanical Characteristics ¹	Wirewound Element	Hybritron® Element
Mechanical Angle.....		3600 ° +10 °, -0 °
Backlash.....		1.0 ° max.
Stop Strength.....		53 N-cm (75 oz-in.) min.
Torque		
Starting.....		0.5 N-cm (0.7 oz-in.) max.
Running.....		0.5 N-cm (0.7 oz-in.) max.
Clutch.....		1.0 to 4.2 N-cm (1.5 to 6.0 oz-in.)
Mounting.....		170-200 N-cm (15-18 in.-lb.) max.
Shaft Runout T.I.R.....		0.08 mm (0.003 in.)
Lateral Runout T.I.R.....		0.13 mm (0.005 in.)
Shaft End Play T.I.R.....		0.15 mm (0.006 in.)
Shaft Radial Play T.I.R.....		0.08 mm (0.003 in.)
Pilot Diameter Runout T.I.R.....		0.08 mm (0.003 in.)
Weight		
Single.....		20 gm (0.7 oz.) typ.
Dual.....		36 gm (1.27 oz) typ.
Shaft Side Load (Max. Allowable)		
Nickel Plated Brass Shaft w/Brass Bushing.....		50 gmf (1.7 ozf)
Stainless Steel Shaft w/Bronze Bushing.....		250 gmf (8.8 ozf)
Terminals.....		Gold-plated solder lugs
Soldering Condition		
Manual Soldering.....	96.5Sn/3.0Ag/0.5Cu solid wire or no-clean rosin cored wire, 370 °C (700 °F) max. for 3 seconds	
Wave Soldering.....	96.5Sn/3.0Ag/0.5Cu solder with no-clean flux, 260 °C (500 °F) max. for 5 seconds	
Wash processes.....		Not recommended
Mounting Hardware.....		One lockwasher and one mounting nut is shipped with each potentiometer
Recommended Panel Thickness (Bushing Mount).....		2.46-3.81 mm (0.097-0.150 in.)
Marking.....		Manufacturer's symbol, model number, product code and date code
Standard Packaging.....		Plastic trays (5 pcs./tray)

¹At room ambient: +25 °C nominal and 50 % relative humidity nominal, except as noted.
For other options, please consult factory.

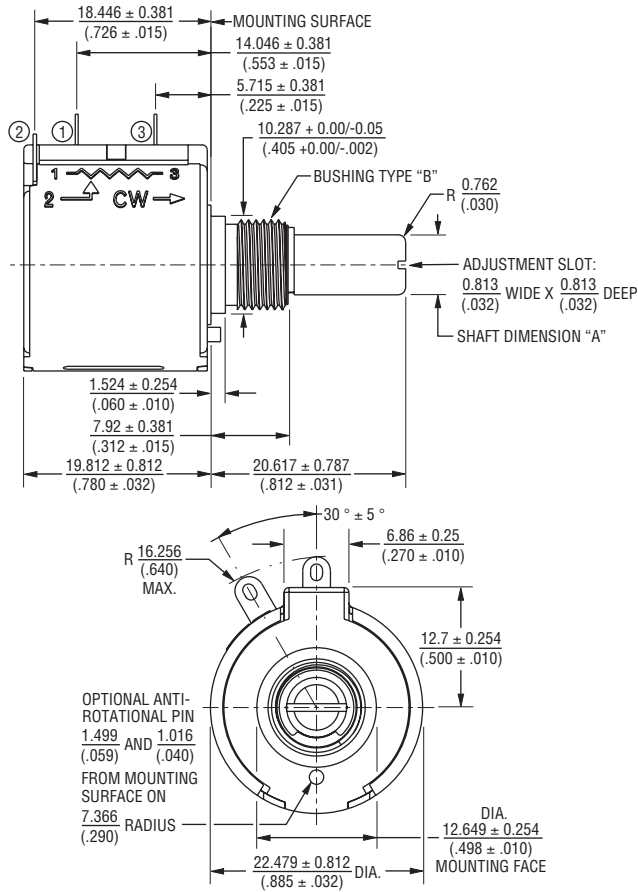
*RoHS Directive 2002/95/EC Jan 27, 2003 including Annex.
Specifications are subject to change without notice.
Customers should verify actual device performance in their specific applications.

3549 - 10-Turn Precision Potentiometer

BOURNS®

Product Dimensions

Single Gang, Bushing Mount



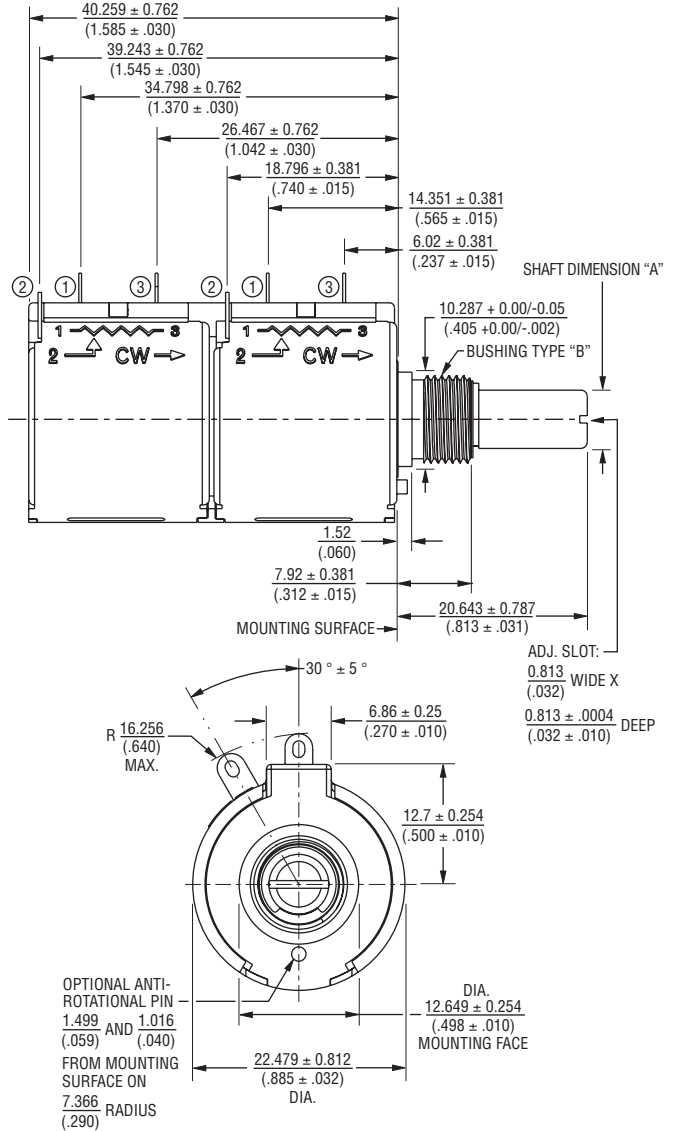
TOLERANCES: EXCEPT WHERE NOTED

DECIMALS: .XX ± $\frac{.50}{(.02)}$.XXX ± $\frac{.127}{(.005)}$.XXXX ± $\frac{.0127}{(.0005)}$

DIMENSIONS: $\frac{MM}{(IN)}$

Bushing Selection Code	Shaft Dimension "A"	Shaft Material	Bushing Type "B"	Bushing Material
A	6.34 +0/-0.022 (0.2497 +0/-0.0009)	Nickel Plated Brass	3/8" 32-UNEF- 2A THD.	Brass
B	6.00 +0/-0.022 (0.2362 +0/-0.0009)	Nickel Plated Brass	M9 X 0.75-8g	Brass
C	6.34 +0/-0.007 (0.2497 +0/-0.0003)	Stainless Steel	3/8" 32-UNEF- 2A THD.	Bronze
D	6.00 +0/-0.007 (0.2362 +0/-0.0003)	Stainless Steel	M9 X 0.75-8g	Bronze
G	6.34 +0/-0.007 (0.2497 +0/-0.0003)	Stainless Steel	3/8" 32-UNEF- 2A THD.	Bronze
H	6.00 +0/-0.007 (0.2362 +0/-0.0003)	Stainless Steel	M9 X 0.75-8g	Bronze

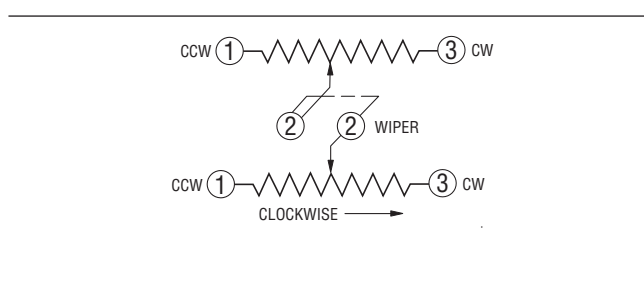
Dual Gang, Bushing Mount



TOLERANCES: EXCEPT WHERE NOTED

DECIMALS: .XX ± $\frac{.50}{(.02)}$.XXX ± $\frac{.127}{(.005)}$.XXXX ± $\frac{.0127}{(.0005)}$

DIMENSIONS: $\frac{MM}{(IN)}$



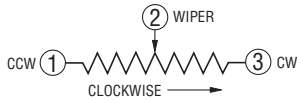
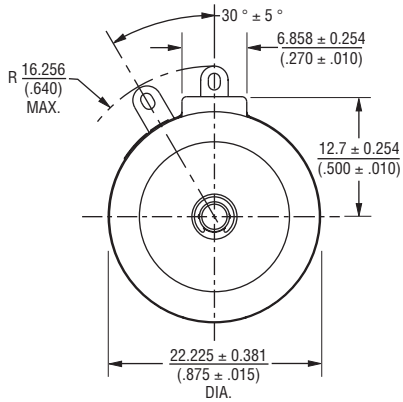
Specifications are subject to change without notice. Customers should verify actual device performance in their specific applications.

3549 - 10-Turn Precision Potentiometer

BOURNS®

Product Dimensions

Single Gang, Servo Mount

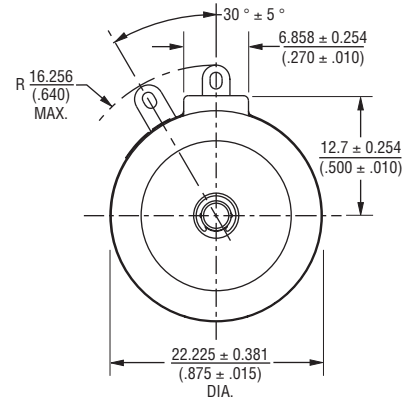


TOLERANCES: EXCEPT WHERE NOTED

DECIMALS: .XX ± (.02) .XXX ± (.005) .XXXX ± (.0005)

DIMENSIONS: $\frac{MM}{(IN)}$

Dual Gang, Servo Mount



Specifications are subject to change without notice.
Customers should verify actual device performance in their specific applications.

3549 - 10-Turn Precision Potentiometer

BOURNS®

Panel Thickness Dimensions

(For Bushing Mount Only)



Anti-rotation pin hole is shown at six o'clock position for reference only. The actual location is determined by the customer's application. Refer to the front view of the potentiometer to see the location of the optional A/R pin.

Panel thickness and hole diameters are recommended for best fit. However, customers may adjust the dimensions to suit their specific application.

DIMENSIONS: $\frac{\text{MM}}{\text{(INCHES)}}$ TOLERANCES: $\pm \frac{0.127}{(.005)}$

How To Order

3 5 4 9 S - 2 A A - 1 0 3 / 1 0 3 A

MODEL DESIGNATOR	
Code	Description
3549	10-Turn

ELEMENT TYPE	
Code	Description
H	Hybritron®
S	Wirewound

NO. OF SECTIONS	
Code	Description
1	Single
2	Dual

ANTI-ROTATION LUG	
Code	Description
A	None
B	180°

* Anti-rotation lug is not available for servo mount versions.

INDEPENDENT LINEARITY		
Code	Description	
A	0.20 %	
B	0.10 %	

RESISTANCE**		
Code	Element Type	Resolution
102 (1K ohms)	Hybritron®	—
202 (2K ohms)	Hybritron®	—
502 (5K ohms)	Hybritron®	—
103 (10K ohms)	Hybritron®	—
203 (20K ohms)	Hybritron®	—
503 (50K ohms)	Hybritron®	—
104 (100K ohms)	Hybritron®	—
101 (100 ohms)	Wirewound	0.055
201 (200 ohms)	Wirewound	0.042
501 (500 ohms)	Wirewound	0.031
102 (1K ohms)	Wirewound	0.027
202 (2K ohms)	Wirewound	0.021
502 (5K ohms)	Wirewound	0.021
103 (10K ohms)	Wirewound	0.019
203 (20K ohms)	Wirewound	0.014
503 (50K ohms)	Wirewound	0.011
104 (100K ohms)	Wirewound	0.008

** For Single gang, use only first three digits.
For Dual gang, use six digits separated by a "/".

BUSHING MOUNT						
Code	Shaft FMS	Shaft Dia.	Shaft Material	Bushing Dia.	Bushing Material	Slip Clutch
A	13/16 "	1/4 "	Nickel Plated Brass	3/8 "	Brass	N/A
B	20.6 mm	6 mm	Nickel Plated Brass	9 mm	Brass	N/A
C	13/16 "	1/4 "	Stainless Steel	3/8 "	Bronze	N/A
D	20.6 mm	6 mm	Stainless Steel	9 mm	Bronze	N/A
G	13/16 "	1/4 "	Stainless Steel	3/8 "	Bronze	Yes***
H	20.6 mm	6 mm	Stainless Steel	9 mm	Bronze	Yes***

SERVO MOUNT			
Code	Shaft FMS	Shaft Dia.	Shaft Material
E	3/8 "	1/8 "	Stainless Steel

*** Not available in dual gang version.

REV. 10/11

"Hybritron" is a registered trademark of Bourns, Inc.
Specifications are subject to change without notice.
Customers should verify actual device performance in their specific applications.

Компания «Океан Электроники» предлагает заключение долгосрочных отношений при поставках импортных электронных компонентов на взаимовыгодных условиях!

Наши преимущества:

- Поставка оригинальных импортных электронных компонентов напрямую с производств Америки, Европы и Азии, а так же с крупнейших складов мира;
- Широкая линейка поставок активных и пассивных импортных электронных компонентов (более 30 млн. наименований);
- Поставка сложных, дефицитных, либо снятых с производства позиций;
- Оперативные сроки поставки под заказ (от 5 рабочих дней);
- Экспресс доставка в любую точку России;
- Помощь Конструкторского Отдела и консультации квалифицированных инженеров;
- Техническая поддержка проекта, помощь в подборе аналогов, поставка прототипов;
- Поставка электронных компонентов под контролем ВП;
- Система менеджмента качества сертифицирована по Международному стандарту ISO 9001;
- При необходимости вся продукция военного и аэрокосмического назначения проходит испытания и сертификацию в лаборатории (по согласованию с заказчиком);
- Поставка специализированных компонентов военного и аэрокосмического уровня качества (Xilinx, Altera, Analog Devices, Intersil, Interpoint, Microsemi, Actel, Aeroflex, Peregrine, VPT, Syfer, Eurofarad, Texas Instruments, MS Kennedy, Miteq, Cobham, E2V, MA-COM, Hittite, Mini-Circuits, General Dynamics и др.);

Компания «Океан Электроники» является официальным дистрибьютором и эксклюзивным представителем в России одного из крупнейших производителей разъемов военного и аэрокосмического назначения «JONHON», а так же официальным дистрибьютором и эксклюзивным представителем в России производителя высокотехнологичных и надежных решений для передачи СВЧ сигналов «FORSTAR».



JONHON

«JONHON» (основан в 1970 г.)

Разъемы специального, военного и аэрокосмического назначения:

(Применяются в военной, авиационной, аэрокосмической, морской, железнодорожной, горно- и нефтедобывающей отраслях промышленности)

«FORSTAR» (основан в 1998 г.)

ВЧ соединители, коаксиальные кабели, кабельные сборки и микроволновые компоненты:

(Применяются в телекоммуникациях гражданского и специального назначения, в средствах связи, РЛС, а так же военной, авиационной и аэрокосмической отраслях промышленности).



Телефон: 8 (812) 309-75-97 (многоканальный)

Факс: 8 (812) 320-03-32

Электронная почта: ocean@oceanchips.ru

Web: <http://oceanchips.ru/>

Адрес: 198099, г. Санкт-Петербург, ул. Калинина, д. 2, корп. 4, лит. А