
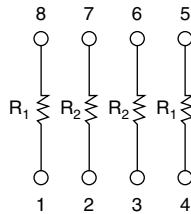


Dual Flat No Lead Molded Precision Thin Film Divider, Surface Mount Resistor Network



The DFN series of thin film precision dividers surface mount resistor networks offer a wide ratio range that is listed in the standard resistance offering table. The 4 mm x 4 mm 0.8 mm pitch dual flat no lead package feature 50 % savings in board space over traditional SOIC packages. The DFN dividers are ideal for applications that require tight TC tracking and ratio tolerances over temperature.

SCHEMATIC



FEATURES

- 0.8 mm lead pitch
- MSL level 1 per J-STD-020
- Low profile 1 mm seated height
- Small size 4 mm x 4 mm size 50 % board savings over SOIC packages
- Low TCR ± 25 ppm, TCR tracking to ± 5 ppm
- Material categorization: for definitions of compliance please see www.vishay.com/doc?99912


**RoHS
COMPLIANT**

TYPICAL PERFORMANCE

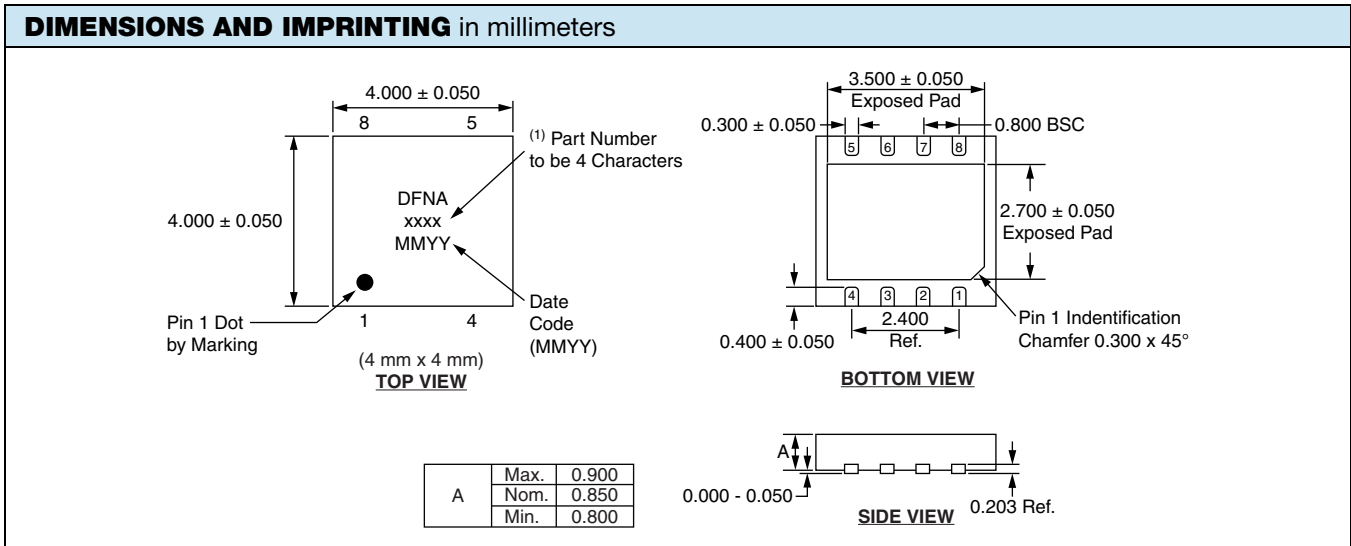
| | ABSOLUTE | TRACKING |
|------|----------|----------|
| TCR | 25 | 5 |
| | ABSOLUTE | RATIO |
| TOL. | 0.1 | 0.05 |

STANDARD RESISTANCE OFFERING (R_1/R_2)

| RATIO | R_1 | R_2 |
|-------|-------|-------|
| 100:1 | 100K | 1K |
| 50:1 | 50K | 1K |
| 25:1 | 25K | 1K |
| 20:1 | 20K | 1K |
| 10:1 | 10K | 1K |
| 5:1 | 10K | 2K |
| 2:1 | 10K | 5K |

STANDARD ELECTRICAL SPECIFICATIONS

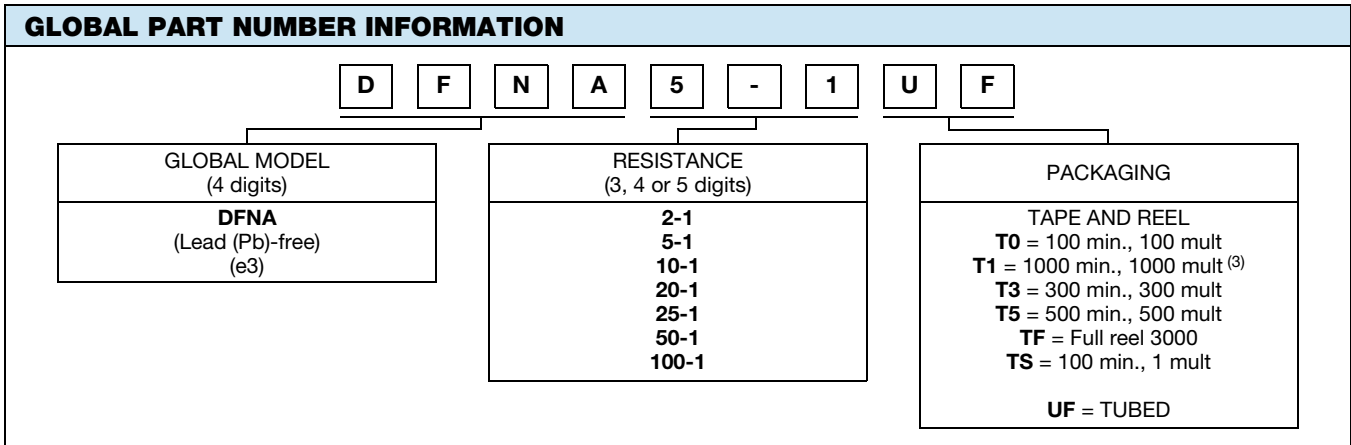
| TEST | SPECIFICATIONS | CONDITIONS |
|--------------------------------|--|---------------------------------------|
| Material | Passivated nichrome | - |
| Pin/Lead Number | 8 | - |
| Resistance Range | 1000 Ω to 100 k Ω per element | - |
| TCR: Absolute | ± 25 ppm/ $^{\circ}$ C | -55 $^{\circ}$ C to +125 $^{\circ}$ C |
| TCR: Tracking | ± 5 ppm/ $^{\circ}$ C | -55 $^{\circ}$ C to +125 $^{\circ}$ C |
| Tolerance: Absolute | ± 0.1 % | +25 $^{\circ}$ C |
| Tolerance: Ratio | ± 0.05 % | +25 $^{\circ}$ C |
| Power Rating: Resistor | 100 mW | Maximum at +70 $^{\circ}$ C |
| Power Rating: Package | 100 mW x number of resistors | Maximum at +70 $^{\circ}$ C |
| Stability: Absolute | $\Delta R \pm 0.05$ % | 2000 h at +70 $^{\circ}$ C |
| Stability: Ratio | $\Delta R \pm 0.015$ % | 2000 h at +70 $^{\circ}$ C |
| Voltage Coefficient | < 0.1 ppm/V | - |
| Working Voltage | 100 V max. not to exceed $\sqrt{P \times R}$ | - |
| Operating Temperature Range | -55 $^{\circ}$ C to +125 $^{\circ}$ C | - |
| Storage Temperature Range | -55 $^{\circ}$ C to +150 $^{\circ}$ C | - |
| Noise | < - 30 dB | - |
| Thermal EMF | < 0.08 μ V/ $^{\circ}$ C | - |
| Shelf Life Stability: Absolute | $\Delta R \pm 0.01$ % | 1 year at + 25 $^{\circ}$ C |
| Shelf Life Stability: Ratio | $\Delta R \pm 0.002$ % | 1 year at + 25 $^{\circ}$ C |



Notes

- (1) 100-1 resistance ratio part marking to be 100-
- (2) Contact factory for package outlines for higher pin count or custom configurations

| MECHANICAL SPECIFICATIONS | |
|----------------------------------|---------------------|
| Resistive Element | Passivated nichrome |
| Substrate Material | Ceramic |
| Body | Molded epoxy |
| Terminals | Copper alloy |
| Plating | 100 % matte tin |
| Marking Resistance to Solvents | Per MIL-PRF-914 |



Note

- (3) Preferred packaging code



Disclaimer

ALL PRODUCT, PRODUCT SPECIFICATIONS AND DATA ARE SUBJECT TO CHANGE WITHOUT NOTICE TO IMPROVE RELIABILITY, FUNCTION OR DESIGN OR OTHERWISE.

Vishay Intertechnology, Inc., its affiliates, agents, and employees, and all persons acting on its or their behalf (collectively, "Vishay"), disclaim any and all liability for any errors, inaccuracies or incompleteness contained in any datasheet or in any other disclosure relating to any product.

Vishay makes no warranty, representation or guarantee regarding the suitability of the products for any particular purpose or the continuing production of any product. To the maximum extent permitted by applicable law, Vishay disclaims (i) any and all liability arising out of the application or use of any product, (ii) any and all liability, including without limitation special, consequential or incidental damages, and (iii) any and all implied warranties, including warranties of fitness for particular purpose, non-infringement and merchantability.

Statements regarding the suitability of products for certain types of applications are based on Vishay's knowledge of typical requirements that are often placed on Vishay products in generic applications. Such statements are not binding statements about the suitability of products for a particular application. It is the customer's responsibility to validate that a particular product with the properties described in the product specification is suitable for use in a particular application. Parameters provided in datasheets and / or specifications may vary in different applications and performance may vary over time. All operating parameters, including typical parameters, must be validated for each customer application by the customer's technical experts. Product specifications do not expand or otherwise modify Vishay's terms and conditions of purchase, including but not limited to the warranty expressed therein.

Except as expressly indicated in writing, Vishay products are not designed for use in medical, life-saving, or life-sustaining applications or for any other application in which the failure of the Vishay product could result in personal injury or death. Customers using or selling Vishay products not expressly indicated for use in such applications do so at their own risk. Please contact authorized Vishay personnel to obtain written terms and conditions regarding products designed for such applications.

No license, express or implied, by estoppel or otherwise, to any intellectual property rights is granted by this document or by any conduct of Vishay. Product names and markings noted herein may be trademarks of their respective owners.

Компания «Океан Электроники» предлагает заключение долгосрочных отношений при поставках импортных электронных компонентов на взаимовыгодных условиях!

Наши преимущества:

- Поставка оригинальных импортных электронных компонентов напрямую с производств Америки, Европы и Азии, а так же с крупнейших складов мира;
- Широкая линейка поставок активных и пассивных импортных электронных компонентов (более 30 млн. наименований);
- Поставка сложных, дефицитных, либо снятых с производства позиций;
- Оперативные сроки поставки под заказ (от 5 рабочих дней);
- Экспресс доставка в любую точку России;
- Помощь Конструкторского Отдела и консультации квалифицированных инженеров;
- Техническая поддержка проекта, помощь в подборе аналогов, поставка прототипов;
- Поставка электронных компонентов под контролем ВП;
- Система менеджмента качества сертифицирована по Международному стандарту ISO 9001;
- При необходимости вся продукция военного и аэрокосмического назначения проходит испытания и сертификацию в лаборатории (по согласованию с заказчиком);
- Поставка специализированных компонентов военного и аэрокосмического уровня качества (Xilinx, Altera, Analog Devices, Intersil, Interpoint, Microsemi, Actel, Aeroflex, Peregrine, VPT, Syfer, Eurofarad, Texas Instruments, MS Kennedy, Miteq, Cobham, E2V, MA-COM, Hittite, Mini-Circuits, General Dynamics и др.);

Компания «Океан Электроники» является официальным дистрибьютором и эксклюзивным представителем в России одного из крупнейших производителей разъемов военного и аэрокосмического назначения «JONHON», а так же официальным дистрибьютором и эксклюзивным представителем в России производителя высокотехнологичных и надежных решений для передачи СВЧ сигналов «FORSTAR».



JONHON

«JONHON» (основан в 1970 г.)

Разъемы специального, военного и аэрокосмического назначения:

(Применяются в военной, авиационной, аэрокосмической, морской, железнодорожной, горно- и нефтедобывающей отраслях промышленности)

«FORSTAR» (основан в 1998 г.)

ВЧ соединители, коаксиальные кабели, кабельные сборки и микроволновые компоненты:

(Применяются в телекоммуникациях гражданского и специального назначения, в средствах связи, РЛС, а так же военной, авиационной и аэрокосмической отраслях промышленности).



Телефон: 8 (812) 309-75-97 (многоканальный)

Факс: 8 (812) 320-03-32

Электронная почта: ocean@oceanchips.ru

Web: <http://oceanchips.ru/>

Адрес: 198099, г. Санкт-Петербург, ул. Калинина, д. 2, корп. 4, лит. А