


TUSONIX

Catalog 7600R4



FILTERED TERMINAL BLOCKS

Visit Us at: www.tusonix.com

UL Recognized Filtered Terminal Blocks

Application

Recognized by UL, the TUSONIX Filtered Terminal Block is specifically designed to save time and money for EMI filtering applications.

By combining a filtering component with an industry standard terminal block, TUSONIX has created an effective barrier to EMI noise. TUSONIX' Filtered Terminal Blocks allow the engineer to eliminate EMI using an existing mechanical design concept.

TUSONIX' commitment to excellence and service allows for customization of the filtered terminal blocks to meet your specific EMC qualifications.

Backed by decades of ceramic component production experience, TUSONIX Filtered Terminal Blocks will meet or exceed your demanding application requirements.

Benefits


- Saves Labor and Space
- Consistent Panel Layout
- Solves EMI Problems
- Meets Specific Requirements

Features

- Filter Integral to Block
- Industry Standard Block
- Wide Range of Performance
- Customization

Catalog Index

Specifications	Pg. 2
Pi-Circuit Filtered Terminal Blocks	Pg. 3
Back Plane Terminal Blocks	Pg. 4
C-Circuit Filtered Terminal Blocks	Pg. 5
Installation Recommendations	Pg. 6



Filtered Terminal Blocks

Practical Applications

- Telecommunications
- Computer and Peripheral Equipment
- Industrial Process Control Equipment
- Power Supplies
- Office and Lab Equipment

Filtered Terminal Block Specifications

1.0 Scope


This specification describes the basic performance requirements of TUSONIX Filtered Terminal Blocks.

2.0 Capacitance

Measurement Conditions: Capacitance measured at $25^{\circ}\pm 2^{\circ}\text{C}$, 50% max R.H. and Frequency of 1 KHz @ $1\pm 0.2\text{VRMS}$.

3.0 Insertion Loss

- 3.1 Measurement Conditions: Insertion Loss values listed are measured in a 50W system at $25^{\circ}\text{C}\pm 2^{\circ}\text{C}$ under no-load conditions.
- 3.2 Insertion Loss: The Insertion Loss values listed are typical values for both 500 and 600 styles under indicated conditions.
- 3.3 Listed Insertion Loss data is a measurement of filter performance in a matched 50W system. It is highly recommended that filter performance be verified under actual circuit operation conditions.



4.0 Operating Conditions


Filters are designed to operate continuously at the voltage and current that is stated for each TUSONIX part number. If the operating ambient temperature is significantly higher than 25°C , the terminal blocks should be installed in equipment and tested under actual conditions to ensure that maximum temperatures are not exceeded.

5.0 Dielectric Withstanding Voltage

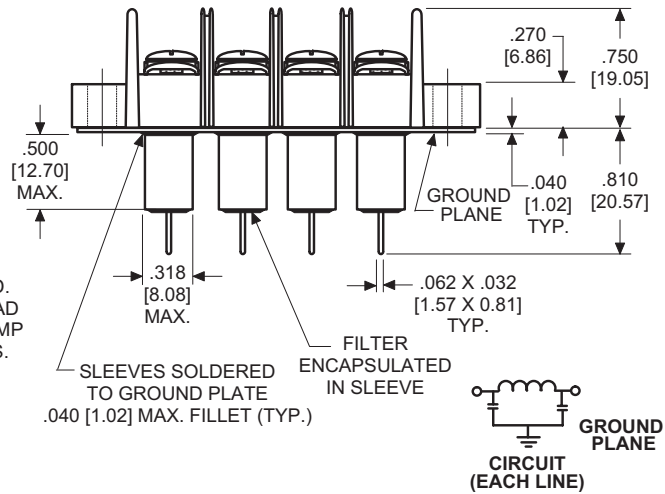
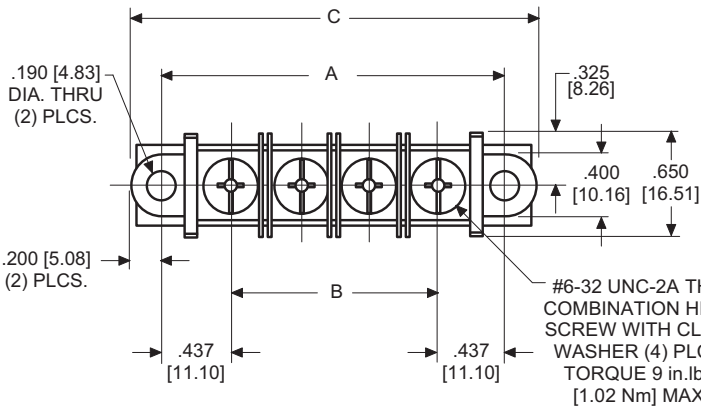
Filters shall withstand the specified voltage applied between the screw terminal and ground plane for one minute. Surge current shall be limited to a maximum of 50mA.

6.0 Insulation Resistance

Measured at $25^{\circ}\text{C}\pm 2^{\circ}\text{C}$ with 100VDC and charging current limited to 50mA max. The IR, after two minutes maximum application of the test voltage, shall be a minimum of 10 G Ω .



UL Recognized "Pi" Filtered Terminal Blocks



TUSONIX Part Number	Number of Terminals	Screw Size	A		B		C	
7602-501LF	2	#6-32	1.313	[33.35]	.437	[11.10]	1.710	[43.43]
7603-501LF	3	#6-32	1.750	[44.45]	.875	[22.23]	2.150	[54.61]
7604-501LF	4	#6-32	2.188	[55.58]	1.311	[33.30]	2.590	[65.79]
7605-501LF	5	#6-32	2.625	[66.68]	1.750	[44.45]	3.020	[76.71]
7606-501LF	6	#6-32	3.063	[77.80]	2.185	[55.50]	3.460	[87.88]
7607-501LF	7	#6-32	3.500	[88.90]	2.625	[66.68]	3.900	[99.06]
7608-501LF	8	#6-32	3.938	[100.03]	3.063	[77.80]	4.340	[110.24]
7609-501LF	9	#6-32	4.375	[111.13]	3.500	[88.90]	4.770	[121.16]
7610-501LF	10	#6-32	4.813	[122.25]	3.938	[100.03]	5.210	[132.33]

Mechanical Specifications

- Center Spacing: .437 [11.10]
- Wire Size: up to 12AWG, \varnothing .081[2.06]
- Molded Material: High Temp Thermoplastic (PBT), UL rated 94 V-0
- Block Mounting: Recommended mounting screw (#8 Pan Head) Torque 5in.lbs. [0.56 Nm] Max.
- Terminal: Brass, Tin-plated

UL Recognition

- EMI Filters recognized to UL Standard 1283
- Terminal Block recognized to UL Standard 1059
- Reference UL File Number E201344

Electrical Specifications

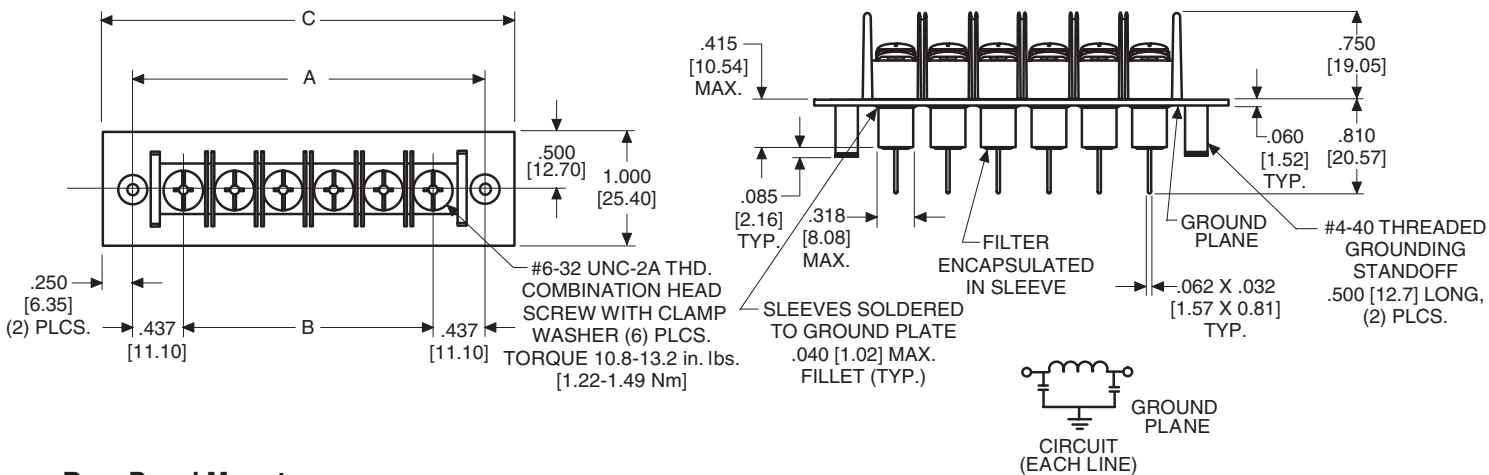
- Operating Temperature: -40°C to 105°C
- Working Voltages: \leq 250 VAC *
- Capacitance: \geq 2000pF
- Dielectric Withstanding Voltage: 1500VAC *
- Insulation Resistance: \geq 10 G Ω
- Current Rating: 20A
- DC Resistance: \leq 10 m Ω
- Typical Insertion Loss[dB], in 50 Ω Circuit

10 MHz	100 MHz	1 GHz	10 GHz
5dB	50dB	60dB	65dB

(For additional insertion loss values, please contact the factory directly.)

* AC Frequency 50/60Hz

"Pi" Back Plane Filtered Terminal Blocks



Rear Panel Mount

TUSONIX Part Number	Number of Terminals	Screw Size	A		B		C	
7602-551LF	2	#6-32	1.313	[33.35]	.437	[11.10]	1.813	[46.05]
7603-551LF	3	#6-32	1.750	[44.45]	.874	[22.20]	2.250	[57.15]
7604-551LF	4	#6-32	2.188	[55.58]	1.311	[33.30]	2.688	[68.28]
7605-551LF	5	#6-32	2.625	[66.68]	1.748	[44.40]	3.125	[72.38]
7606-551LF	6	#6-32	3.063	[77.80]	2.185	[55.50]	3.563	[90.50]
7607-551LF	7	#6-32	3.500	[88.90]	2.622	[66.60]	4.000	[101.60]
7608-551LF	8	#6-32	3.958	[100.03]	3.059	[77.70]	4.438	[112.73]
7609-551LF	9	#6-32	4.375	[111.13]	3.496	[88.80]	4.875	[123.83]
7610-551LF	10	#6-32	4.813	[122.25]	3.933	[99.90]	5.313	[134.95]

Mechanical Specifications

- Center Spacing: .437 [11.10]
- Wire Size: up to 12AWG, Ø.081[2.06]
- Molded Material: High Temp Thermo-plastic (PBT), UL rated 94 V-0
- Terminal: Brass, Tin-plated

UL Recognition

- EMI Filters recognized to UL Standard 1283
- Terminal Block recognized to UL Standard 1059
- Reference UL File Number E201344

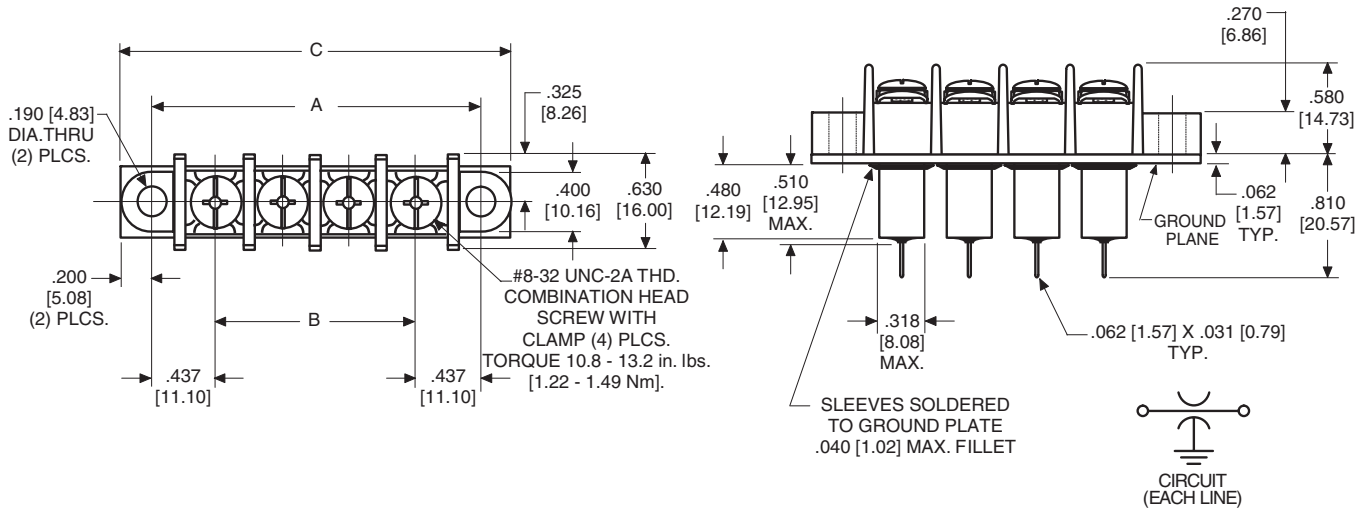
Electrical Specifications

- Operating Temperature: -40°C to 105°C
- Working Voltages: ≤ 100 VDC
- Capacitance: 2500/5000pF
- Dielectric Withstand Voltage: 2121 VDC
- Insulation Resistance: ≥ 10 GΩ
- Current Rating: 20A
- DC Resistance: ≤ 10 mΩ
- Typical Insertion Loss [dB], in 50 Ω Circuit

10 MHz	100 MHz	1 GHz	10 GHz
5dB	50dB	60dB	65dB

(For additional insertion loss values, please contact the factory directly.)

UL Recognized 30 AMP "C" Filtered Terminal



Please Note - Two screw sizes are available: The #6-32 (601) screw with combination head screw & clamp washer and the #8-32 (602) screw without clamp washer.

TUSONIX Part Number	Number of Terminals	Screw Size	A		B		C	
		602						
7602-602LF	2	#8-32	1.313	[33.35]	.437	[11.10]	1.710	[43.43]
7603-602LF	3	#8-32	1.750	[44.45]	.874	[22.20]	2.150	[54.61]
7604-602LF	4	#8-32	2.188	[55.58]	1.311	[33.30]	2.590	[65.79]
7605-602LF	5	#8-32	2.625	[66.68]	1.748	[44.40]	3.020	[76.71]
7606-602LF	6	#8-32	3.063	[77.80]	2.185	[55.50]	3.460	[87.88]
7607-602LF	7	#8-32	3.500	[88.90]	2.622	[66.60]	3.900	[99.06]
7608-602LF	8	#8-32	3.938	[100.03]	3.059	[77.70]	4.340	[110.24]
7609-602LF	9	#8-32	4.375	[111.13]	3.496	[88.80]	4.770	[121.16]
7610-602LF	10	#8-32	4.813	[122.25]	3.933	[99.90]	5.210	[132.33]

Mechanical Specifications

- Center Spacing: .437 [11.10]
- Wire Size: up to 10AWG, \varnothing .102 [2.59]
- Molded Material: High Temp Thermoplastic (PBT), UL rated 94 V-0.
- Block Mounting: Recommended mounting screw (#8 Pan Head) Torque 5in.lbs. [0.56 Nm] Max
- Terminal: Brass, Tin-plated

UL Recognition

- EMI Filters recognized to UL Standard 1283
- Terminal Block recognized to UL Standard 1059
- Reference UL File Number E201344

Electrical Specifications

- Operating Temperature: -40°C to 105°C
- Working Voltages: \leq 150 VDC
- Capacitance: \geq 15,000pF Minimum
- Dielectric Withstand Voltage: 2121VDC
- Insulation Resistance: \geq 10,000 M Ω
- Current Rating: 30A, (30A rating requires 10 AWG wire and lugs)
- DC Resistance: \leq 10 m Ω
- Typical Insertion Loss, in 50 Ω Circuit (dB):

10 MHz	100 MHz	1 GHz	10 GHz
28dB	45dB	70dB	70dB

(For additional Insertion loss values, contact the factory.)

Product Installation Recommendations

Product Installation Recommendations

The components in this catalog are manufactured with ceramic dielectrics. To minimize possible damage to the components during installation, the recommendations below should be followed. For information concerning other installation requirements and/or component modifications, consult TUSONIX Customer Engineering at (520) 744-0400.

General Recommendations

Handling: Excessive force or direct impact to the component may result in breakage. Lead bending or cutting, if necessary, should be done with a support for the lead to prevent mechanical stress to the component. Components with required lead modifications are available from TUSONIX.

Lead Soldering: Use a temperature controlled soldering iron with SN60 or SN63 RMA Flux core wire. Maximum soldering temperature to be 500°F(260°C) with a dwell time of 3 seconds maximum. The use of a heat sink between the component body and the solder joint is highly recommended.

Flux Removal: Optimum flux removal can be achieved by vapor degreasing the components immediately after the soldering operation. Total immersion of the components is not recommended.

TUSONIX on-line www.tusonix.com



Tusonix, a World Leader in the manufacturing of EMC Products, features an Extensive Line of EMI/RFI Filters and Capacitors and Coaxial Resonators.

Exceeding Customer Needs throughout the World

For more information on other products offered by our Parent Company, please see below.

Thank you for visiting TUSONIX, Inc., Online. Located in sunny Tucson, Arizona, TUSONIX offers a broad line of EMI/RFI Filters, Surface Mount EMI Filters, Variable Trimmer Capacitors, Filtered Terminal Blocks, Custom EMI Filter Plate Assemblies and Ceramic Disc Capacitors. This Web Site is designed to assist Engineers and Purchasing Agents in the selection of TUSONIX products. Catalogs are available within this site as Adobe Acrobat PDF downloads. Also, this site offers an online Information Request section, which allows site visitors to make specific requests for catalogs and samples or convey engineering inquiries.




The TUSONIX Web site provides visitors with a wide range of product and ordering information.

At www.tusonix.com, customers can download catalogs & part data sheets, check stock and use the cross reference feature, as well as view or link to Sales Offices, International Agents and Distributors.


An on-line request form allows customers to immediately specify product requirements and request additional product information on the spot.



EMI Filters and Filter Capacitors




Custom Component Assemblies



Ceramic Trimmer Capacitors




Surface Mount Trimmer Capacitors




Miniature EMI Filters




Coaxial Ceramic Resonators



Surface Mount EMI Filters



Filtered Terminal Blocks



Coaxial Broadband Filters

Компания «Океан Электроники» предлагает заключение долгосрочных отношений при поставках импортных электронных компонентов на взаимовыгодных условиях!

Наши преимущества:

- Поставка оригинальных импортных электронных компонентов напрямую с производств Америки, Европы и Азии, а так же с крупнейших складов мира;
- Широкая линейка поставок активных и пассивных импортных электронных компонентов (более 30 млн. наименований);
- Поставка сложных, дефицитных, либо снятых с производства позиций;
- Оперативные сроки поставки под заказ (от 5 рабочих дней);
- Экспресс доставка в любую точку России;
- Помощь Конструкторского Отдела и консультации квалифицированных инженеров;
- Техническая поддержка проекта, помощь в подборе аналогов, поставка прототипов;
- Поставка электронных компонентов под контролем ВП;
- Система менеджмента качества сертифицирована по Международному стандарту ISO 9001;
- При необходимости вся продукция военного и аэрокосмического назначения проходит испытания и сертификацию в лаборатории (по согласованию с заказчиком);
- Поставка специализированных компонентов военного и аэрокосмического уровня качества (Xilinx, Altera, Analog Devices, Intersil, Interpoint, Microsemi, Actel, Aeroflex, Peregrine, VPT, Syfer, Eurofarad, Texas Instruments, MS Kennedy, Miteq, Cobham, E2V, MA-COM, Hittite, Mini-Circuits, General Dynamics и др.);

Компания «Океан Электроники» является официальным дистрибьютором и эксклюзивным представителем в России одного из крупнейших производителей разъемов военного и аэрокосмического назначения «JONHON», а так же официальным дистрибьютором и эксклюзивным представителем в России производителя высокотехнологичных и надежных решений для передачи СВЧ сигналов «FORSTAR».



JONHON

«JONHON» (основан в 1970 г.)

Разъемы специального, военного и аэрокосмического назначения:

(Применяются в военной, авиационной, аэрокосмической, морской, железнодорожной, горно- и нефтедобывающей отраслях промышленности)

«FORSTAR» (основан в 1998 г.)

ВЧ соединители, коаксиальные кабели,
кабельные сборки и микроволновые компоненты:

(Применяются в телекоммуникациях гражданского и специального назначения, в средствах связи, РЛС, а так же военной, авиационной и аэрокосмической отраслях промышленности).



Телефон: 8 (812) 309-75-97 (многоканальный)

Факс: 8 (812) 320-03-32

Электронная почта: ocean@oceanchips.ru

Web: <http://oceanchips.ru/>

Адрес: 198099, г. Санкт-Петербург, ул. Калинина, д. 2, корп. 4, лит. А