



SAW Components

SAW Rx filter

WCDMA Band II (PCS-Band)

Series/type:	B9419
Ordering code:	B39202B9419K610
Date:	January 22, 2007
Version:	2.0



Data sheet



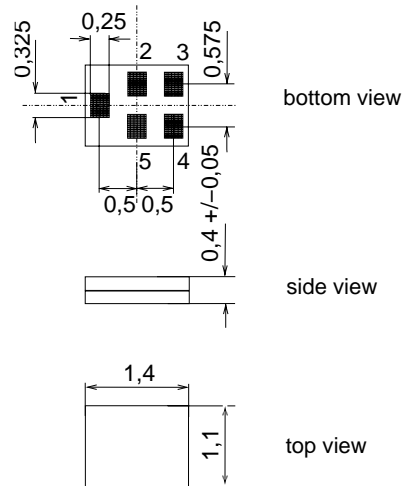
Application

- Low-loss RF filter for mobile telephone WCDMA system (Band II, PCS band), receive path (RX)
- Low insertion loss and very high Tx blocking
- Usable passband 60 MHz
- Unbalanced to balanced operation
- Impedance transformation from 50 Ω to 100 Ω



Features

- Package size 1.4 x1.1 x 0.4 mm³
- Package code QCS5F
- RoHS compatible
- Approximate weight 0.003 g
- Package for **Surface Mount Technology (SMT)**
- Ni, gold-plated terminals
- **Electrostatic Sensitive Device (ESD)**



Pin configuration

- 1 Input, unbalanced
- 3,4 Output, balanced
- 2,5 To be grounded





Data sheet



Characteristics

Temperature range for specification: T = -30 °C to +85 °C
 Terminating source impedance: Z_S = 50 Ω (unbalanced)
 Terminating load impedance: Z_L = 100 Ω (balanced) || 30 nH

		min.	typ. @ 25 °C	max.	
Center frequency	f _C	—	1960.0	—	MHz
Maximum insertion attenuation	α _{max}				
1930.0 ... 1990.0 MHz		—	2.5	3.5	dB
1930.0 ... 1990.0 MHz		—	2.5	3.0 ¹⁾	dB
Amplitude ripple (p-p)	Δα				
1930.0 ... 1990.0 MHz		—	1.2	2.2	dB
Input VSWR					
1930.0 ... 1990.0 MHz		—	1.8	2.2	
Output VSWR					
1930.0 ... 1990.0 MHz		—	1.8	2.2	
Output amplitude balance (S₃₁/S₂₁)					
1930.0 ... 1990.0 MHz		-1.0	—	+1.0	dB
Output phase balance (φ(S₃₁) - φ(S₂₁)+180°)					
1930.0 ... 1990.0 MHz		-10	—	+10	°
Attenuation	α				
10.0 ... 1600.0 MHz		40	50	—	dB
1600.0 ... 1850.0 MHz		30	36	—	dB
1850.0 ... 1910.0 MHz		23 ²⁾	26	—	dB
2040.0 ... 2200.0 MHz		25	27	—	dB
2200.0 ... 2800.0 MHz		30	39	—	dB
2800.0 ... 6000.0 MHz		40	46	—	dB

1) 0 °C to +85 °C

2) Attenuation of WCDMA signal determined by

$$\int_{-\infty}^{\infty} |S_{ds21}(f)H_{RRC}(f - f_C)|^2 df$$

with f_C ranging from 1852.4 MHz (lowest Tx channel) to 1907.6 MHz (highest Tx channel).

H_{RRC}(f) is the transfer function of the root-raised cosine transmit pulse shaping filter according to 3GPP TS 25.101 with the following normalization:

$$\int_{-\infty}^{\infty} |H_{RRC}(f)|^2 df = 1$$



Data sheet



Characteristics

Temperature range for specification: T = -30 °C to +85 °C
 Terminating source impedance: Z_S = 50 Ω (unbalanced)
 Terminating load impedance: Z_L = 100 Ω (balanced) || 30 nH

		min.	typ. @ 25 °C	max.	
Center frequency	f _C	—	1960.0	—	MHz
Maximum insertion attenuation	α _{max}				
1930.6 ... 1989.4 MHz		—	2.4	3.5	dB
1930.6 ... 1989.4 MHz		—	2.4	3.0 ¹⁾	dB
Amplitude ripple (p-p)	Δα				
1930.6 ... 1989.4 MHz		—	1.1	2.2	dB
Input VSWR					
1930.6 ... 1989.4 MHz		—	1.8	2.2	
Output VSWR					
1930.6 ... 1989.4 MHz		—	1.8	2.2	
Output amplitude balance (S₃₁/S₂₁)					
1930.6 ... 1989.4 MHz		-1.0	—	+1.0	dB
Output phase balance (φ(S₃₁) - φ(S₂₁)+180°)					
1930.6 ... 1989.4 MHz		-10	—	+10	°
Attenuation	α				
10.0 ... 1600.0 MHz		40	50	—	dB
1600.0 ... 1850.0 MHz		30	36	—	dB
1850.6 ... 1909.4 MHz		23	26	—	dB
2040.0 ... 2200.0 MHz		25	27	—	dB
2200.0 ... 2800.0 MHz		30	39	—	dB
2800.0 ... 6000.0 MHz		40	46	—	dB

1) 0 °C to +85 °C



SAW Components

B9419

SAW Rx filter

1960.0 MHz

Data sheet



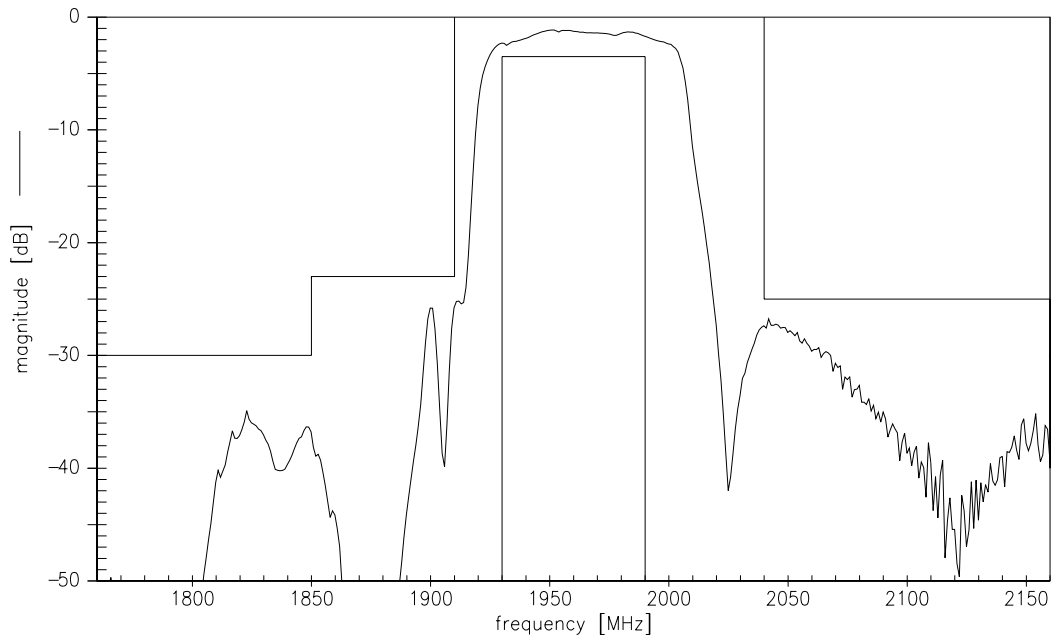
Maximum ratings

Operable temperature range	T	-30/+85	°C	
Storage temperature range	T _{stg}	-40/+85	°C	
DC voltage	V _{DC}	5	V	
ESD voltage	V _{ESD}	50 ¹⁾	V	machine model, 10 pulses
Input power	P _{IN}	10	dBm	CW signal

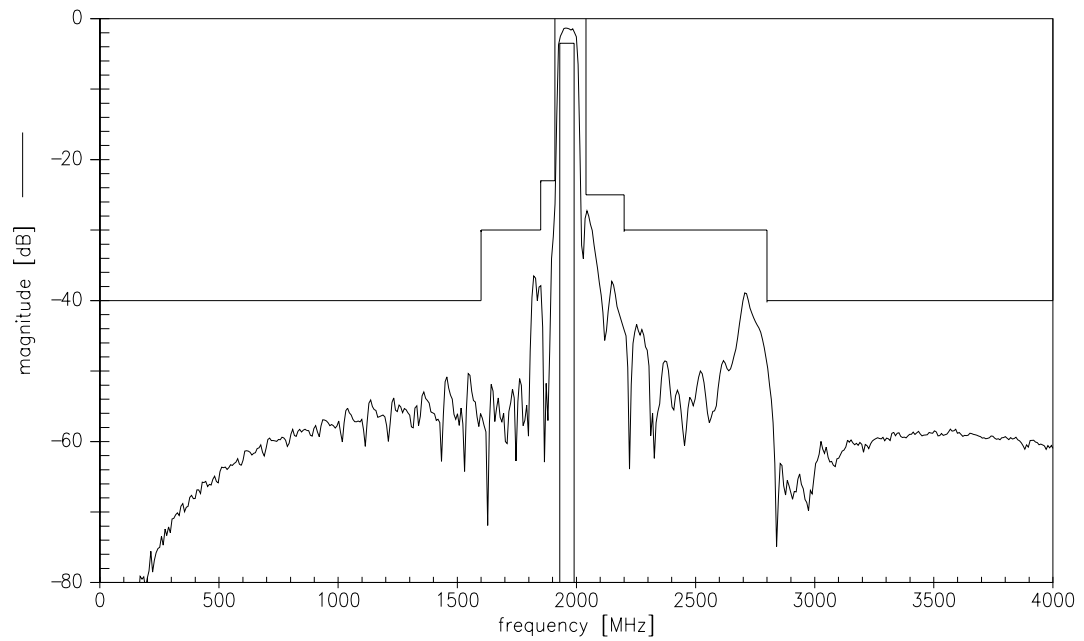
¹⁾ acc. to JESD22-A115A (machine model), 10 negative & 10 positive pulses.



Transfer function



Transfer function (wideband)



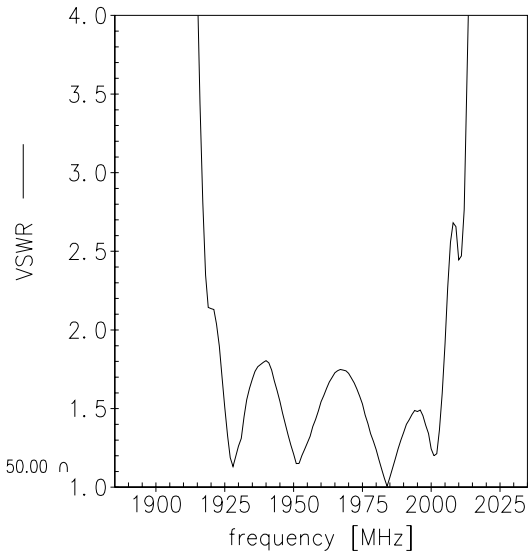
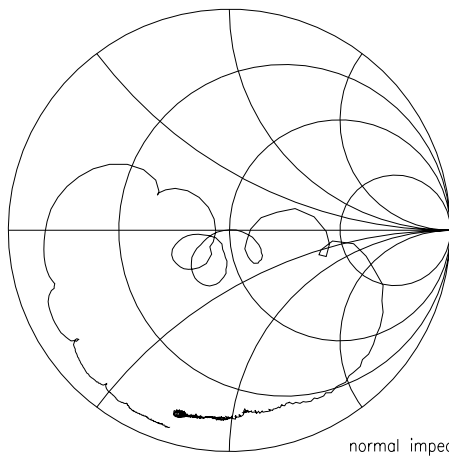


Data sheet

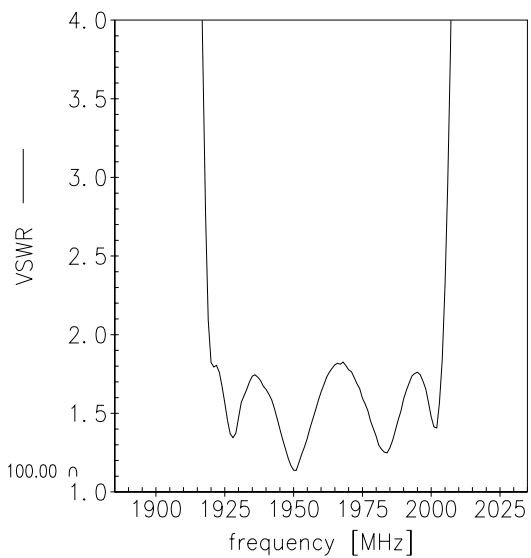
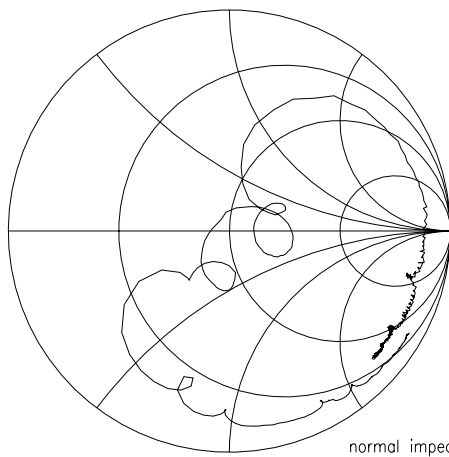


Smith charts

S₁₁ function



S₂₂ function





SAW Components	B9419
SAW Rx filter	1960.0 MHz
Data sheet	

References

Type	B9419
Ordering code	B39202B9419K610
Marking and package	C61157-A8-A1
Packaging	F61074-V8212-Z000
Date codes	L_1126
S-parameters	B9419_NB.s3p B9419_WB.s3p
Soldering profile	S_6001
RoHS compatible	defined as compatible with the following documents: "DIRECTIVE 2002/95/EC OF THE EUROPEAN PARLIAMENT AND OF THE COUNCIL of 27 January 2003 on the restriction of the use of certain hazardous substances in electrical and electronic equipment. 2005/618/EC from April 18th, 2005, amending Directive 2002/95/EC of the European Parliament and of the Council for the purposes of establishing the maximum concentration values for certain hazardous substances in electrical and electronic equipment."
Moldability	Before using in overmolding environment, please contact your EPCOS sales office.

For further information please contact your local EPCOS sales office or visit our webpage at www.epcos.com .

**Published by EPCOS AG
Surface Acoustic Wave Components Division
P.O. Box 80 17 09, 81617 Munich, GERMANY**

© EPCOS AG . This brochure replaces the previous edition.

For questions on technology, prices and delivery please contact the Sales Offices of EPCOS AG or the international Representatives.

Due to technical requirements components may contain dangerous substances. For information on the type in question please also contact one of our Sales Offices.

Please read *cautions and warnings and important notes* at the end of this document.



Important notes

The following applies to all products named in this publication:

1. Some parts of this publication contain **statements about the suitability of our products for certain areas of application**. These statements are based on our knowledge of typical requirements that are often placed on our products in the areas of application concerned. We nevertheless expressly point out **that such statements cannot be regarded as binding statements about the suitability of our products for a particular customer application**. As a rule, EPCOS is either unfamiliar with individual customer applications or less familiar with them than the customers themselves. For these reasons, it is always ultimately incumbent on the customer to check and decide whether an EPCOS product with the properties described in the product specification is suitable for use in a particular customer application.
2. We also point out that **in individual cases, a malfunction of passive electronic components or failure before the end of their usual service life cannot be completely ruled out in the current state of the art, even if they are operated as specified**. In customer applications requiring a very high level of operational safety and especially in customer applications in which the malfunction or failure of a passive electronic component could endanger human life or health (e.g. in accident prevention or life-saving systems), it must therefore be ensured by means of suitable design of the customer application or other action taken by the customer (e.g. installation of protective circuitry or redundancy) that no injury or damage is sustained by third parties in the event of malfunction or failure of a passive electronic component.
3. The warnings, cautions and product-specific notes must be observed.
4. In order to satisfy certain technical requirements, **some of the products described in this publication may contain substances subject to restrictions in certain jurisdictions (e.g. because they are classed as "hazardous")**. Useful information on this will be found in our Material Data Sheets on the Internet (www.epcos.com/material). Should you have any more detailed questions, please contact our sales offices.
5. We constantly strive to improve our products. Consequently, **the products described in this publication may change from time to time**. The same is true of the corresponding product specifications. Please check therefore to what extent product descriptions and specifications contained in this publication are still applicable before or when you place an order. We also **reserve the right to discontinue production and delivery of products**. Consequently, we cannot guarantee that all products named in this publication will always be available.
6. Unless otherwise agreed in individual contracts, **all orders are subject to the current version of the "General Terms of Delivery for Products and Services in the Electrical Industry" published by the German Electrical and Electronics Industry Association (ZVEI)**.
7. The trade names EPCOS, CeraDiode, CSSP, PhaseCap, PhaseMod, SIFI, SIKOREL, Silver-Cap, SIMID, SIOV, SIP5D, SIP5K, TOPcap, UltraCap, WindCap are **trademarks registered or pending** in Europe and in other countries. Further information will be found on the Internet at www.epcos.com/trademarks.

Компания «Океан Электроники» предлагает заключение долгосрочных отношений при поставках импортных электронных компонентов на взаимовыгодных условиях!

Наши преимущества:

- Поставка оригинальных импортных электронных компонентов напрямую с производств Америки, Европы и Азии, а так же с крупнейших складов мира;
- Широкая линейка поставок активных и пассивных импортных электронных компонентов (более 30 млн. наименований);
- Поставка сложных, дефицитных, либо снятых с производства позиций;
- Оперативные сроки поставки под заказ (от 5 рабочих дней);
- Экспресс доставка в любую точку России;
- Помощь Конструкторского Отдела и консультации квалифицированных инженеров;
- Техническая поддержка проекта, помощь в подборе аналогов, поставка прототипов;
- Поставка электронных компонентов под контролем ВП;
- Система менеджмента качества сертифицирована по Международному стандарту ISO 9001;
- При необходимости вся продукция военного и аэрокосмического назначения проходит испытания и сертификацию в лаборатории (по согласованию с заказчиком);
- Поставка специализированных компонентов военного и аэрокосмического уровня качества (Xilinx, Altera, Analog Devices, Intersil, Interpoint, Microsemi, Actel, Aeroflex, Peregrine, VPT, Syfer, Eurofarad, Texas Instruments, MS Kennedy, Miteq, Cobham, E2V, MA-COM, Hittite, Mini-Circuits, General Dynamics и др.);

Компания «Океан Электроники» является официальным дистрибьютором и эксклюзивным представителем в России одного из крупнейших производителей разъемов военного и аэрокосмического назначения «JONHON», а так же официальным дистрибьютором и эксклюзивным представителем в России производителя высокотехнологичных и надежных решений для передачи СВЧ сигналов «FORSTAR».



JONHON

«JONHON» (основан в 1970 г.)

Разъемы специального, военного и аэрокосмического назначения:

(Применяются в военной, авиационной, аэрокосмической, морской, железнодорожной, горно- и нефтедобывающей отраслях промышленности)

«FORSTAR» (основан в 1998 г.)

ВЧ соединители, коаксиальные кабели, кабельные сборки и микроволновые компоненты:

(Применяются в телекоммуникациях гражданского и специального назначения, в средствах связи, РЛС, а так же военной, авиационной и аэрокосмической отраслях промышленности).



Телефон: 8 (812) 309-75-97 (многоканальный)

Факс: 8 (812) 320-03-32

Электронная почта: ocean@oceanchips.ru

Web: <http://oceanchips.ru/>

Адрес: 198099, г. Санкт-Петербург, ул. Калинина, д. 2, корп. 4, лит. А