



Micro Commercial Components



Micro Commercial Components
20736 Marilla Street Chatsworth
CA 91311
Phone: (818) 701-4933
Fax: (818) 701-4939

BZX84C2V4
THRU
BZX84C(B)51

Silicon
350 mWatt
Zener Diodes

Features

- Planar Die construction
350mW Power Dissipation
Zener Voltages from 2.4V - 51V
Ideally Suited for Automated Assembly Processes
Halogen free available upon request by adding suffix "-HF"

Mechanical Data

- Epoxy meets UL 94 V-0 flammability rating
Moisture Sensitivity Level 1
Lead Free Finish/RoHS Compliant ("P" Suffix designates RoHS Compliant. See ordering information)
Weight: 0.008 grams (approx.)

Maximum Ratings @ 25°C Unless Otherwise Specified

Table with 4 columns: Parameter, Symbol, Value, Units. Rows include Maximum Forward Voltage, Power Dissipation, Operation And Storage Temperature, Peak Forward Surge Current, and Thermal Resistance.

NOTES:

- A. Mounted on 5.0mm2(.013mm thick) land areas.
B. Measured on 8.3ms, single half sine-wave or equivalent square wave, duty cycle = 4 pulses per minute maximum.
C. Valid provided the terminals are kept at ambient temperature

*Pin Configuration - Top View



SOT-23

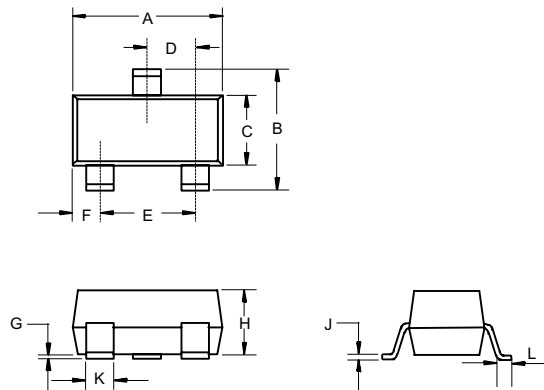


Table titled 'DIMENSIONS' with columns for DIM, INCHES (MIN, MAX), MM (MIN, MAX), and NOTE. It lists dimensions A through L.

Suggested Solder Pad Layout



BZX84C2V4 thru BZX84C51

ELECTRICAL CHARACTERISTICS (Ta=25°C unless otherwise noted)

| Part Number | Marking | Nominal Zener Voltage | | | Max. Zener Impedance | | | | Max.Reverse Leakage Current | |
|-------------|---------|-------------------------|-------|-------|-----------------------------------|----|-----------------------------------|----|-----------------------------|-------|
| | | Vz(V) @ I _{ZT} | | | Z _{ZT} @ I _{ZT} | | Z _{ZK} @ I _{ZK} | | IR @ VR | |
| | | Nom. | Min. | Max. | Ohm | mA | Ohm | mA | µA | V |
| BZX84C2V4 | W1/Z11 | 2.4 | 2.28 | 2.52 | 100 | 5 | 600 | 1 | 50 | 1.0 |
| BZX84C2V7 | W2/Z12 | 2.7 | 2.5 | 2.9 | 100 | 5 | 600 | 1 | 20 | 1.0 |
| BZX84C3V0 | W3/Z13 | 3 | 2.8 | 3.2 | 95 | 5 | 600 | 1 | 10 | 1.0 |
| BZX84C3V3 | W4/Z14 | 3.3 | 3.1 | 3.5 | 95 | 5 | 600 | 1 | 5 | 1.0 |
| BZX84C3V6 | W5/Z15 | 3.6 | 3.4 | 3.8 | 90 | 5 | 600 | 1 | 5 | 1.0 |
| BZX84C3V9 | W6/Z16 | 3.9 | 3.7 | 4.1 | 90 | 5 | 600 | 1 | 3 | 1.0 |
| BZX84C4V3 | W7/Z17 | 4.3 | 4 | 4.6 | 90 | 5 | 600 | 1 | 3 | 1.0 |
| BZX84C4V7 | W8/Z1 | 4.7 | 4.4 | 5 | 80 | 5 | 500 | 1 | 3 | 2.0 |
| BZX84C5V1 | W9/Z2 | 5.1 | 4.8 | 5.4 | 60 | 5 | 480 | 1 | 2 | 2.0 |
| BZX84C5V6 | WA/Z3 | 5.6 | 5.2 | 6 | 40 | 5 | 400 | 1 | 1 | 2.0 |
| BZX84C6V2 | WB/Z4 | 6.2 | 5.8 | 6.6 | 10 | 5 | 150 | 1 | 3 | 4.0 |
| BZX84C6V8 | WC/Z5 | 6.8 | 6.4 | 7.2 | 15 | 5 | 80 | 1 | 2 | 4.0 |
| BZX84C7V5 | WD/Z6 | 7.5 | 7 | 7.9 | 15 | 5 | 80 | 1 | 1 | 5.0 |
| BZX84C8V2 | WE/Z7 | 8.2 | 7.7 | 8.7 | 15 | 5 | 80 | 1 | 0.7 | 5.0 |
| BZX84C9V1 | WF/Z8 | 9.1 | 8.5 | 9.6 | 15 | 5 | 100 | 1 | 0.5 | 6.0 |
| BZX84C10 | WG/Z9 | 10 | 9.4 | 10.6 | 20 | 5 | 150 | 1 | 0.2 | 7.0 |
| BZX84C11 | WH/Y1 | 11 | 10.4 | 11.6 | 20 | 5 | 150 | 1 | 0.1 | 8.0 |
| BZX84C12 | WI/Y2 | 12 | 11.4 | 12.7 | 25 | 5 | 150 | 1 | 0.1 | 8.0 |
| BZX84C13 | WK/Y3 | 13 | 12.4 | 14.1 | 30 | 5 | 170 | 1 | 0.1 | 8.0 |
| BZX84C15 | WL/Y4 | 15 | 13.8 | 15.6 | 30 | 5 | 200 | 1 | 0.1 | 10.5 |
| BZX84C16 | WM /Y5 | 16 | 15.3 | 17.1 | 40 | 5 | 200 | 1 | 0.1 | 11.2 |
| BZX84C18 | WN/Y6 | 18 | 16.8 | 19.1 | 45 | 5 | 225 | 1 | 0.1 | 12.6 |
| BZX84C20 | WO/Y7 | 20 | 18.8 | 21.2 | 55 | 5 | 225 | 1 | 0.1 | 14.0 |
| BZX84C22 | WP/Y8 | 22 | 20.8 | 23.3 | 55 | 5 | 250 | 1 | 0.1 | 15.4 |
| BZX84C24 | WR/Y9 | 24 | 22.8 | 25.6 | 70 | 5 | 250 | 1 | 0.1 | 16.8 |
| BZX84C27 | WS/Y10 | 27 | 25.1 | 28.9 | 80 | 2 | 300 | 1 | 0.1 | 18.9 |
| BZX84C30 | WT /Y11 | 30 | 28 | 32 | 80 | 2 | 300 | 1 | 0.1 | 21.0 |
| BZX84C33 | WU/Y12 | 33 | 31 | 35 | 80 | 2 | 325 | 1 | 0.1 | 23.1 |
| BZX84C36 | WW/Y13 | 36 | 34 | 38 | 90 | 2 | 350 | 1 | 0.1 | 25.2 |
| BZX84C39 | WX/Y14 | 39 | 37 | 41 | 130 | 2 | 350 | 1 | 0.1 | 27.3 |
| BZX84C43 | WY | 43 | 40.85 | 45.15 | 150 | 5 | 375 | 1 | 0.1 | 30.10 |
| BZX84C47 | WZ | 47 | 44.65 | 49.35 | 170 | 5 | 375 | 1 | 0.1 | 32.90 |
| BZX84C51 | XA | 51 | 48.45 | 53.55 | 100 | 5 | 400 | 1 | 0.1 | 35.70 |

NOTE:

- Standard zener voltage tolerance is +/- 5% with a 'C' suffix from BZX84C2V4-BZX84C51, suffix 'B' is +/- 2% tolerance from BZX84B4V3-BZX84B51.
- Zener Voltage (Vz) Measurement. Guarantees the zener voltage when measured at 90 seconds while maintaining the lead temperature (TL) AT 30 °C, from the diode body.
- Zener Impedance (Zz) Derivation. The zener impedance is derived from the 60 cycle ac voltage, which results when an AC current having an rms value equal to 10% of the dc zener current (Izt or Izk) is superimposed on Izt or Izk.
- Surge Current (IR) Non-Repetitive. The rating listed in the electrical characteristics table is maximum peak, non-repetitive, reverse surge current of 1/2 square wave or equivalent sine wave pulse of 1/120 second duration superimposed on the test current, Izt, per JEDEC registration; however, actual device capability is as described in Figure 5.

BZX84B4V3 thru BZX84B51

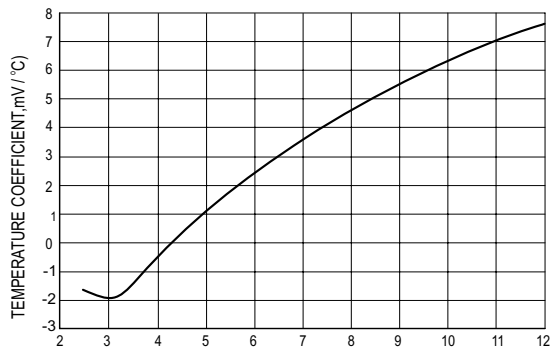
ELECTRICAL CHARACTERISTICS (Ta=25°C unless otherwise noted)

| Part Number | Marking | Nominal Zener Voltage | | | Max. Zener Impedance | | | | Max.Reverse Leakage Current | |
|-------------|---------|-------------------------|-------|-------|-----------------------------------|----|-----------------------------------|----|-----------------------------|------|
| | | Vz(V) @ I _{ZT} | | | Z _{ZT} @ I _{ZT} | | Z _{ZK} @ I _{ZK} | | IR @ VR | |
| | | Nom. | Min. | Max. | Ohm | mA | Ohm | mA | µA | V |
| BZX84B4V3 | W7 | 4.3 | 4.21 | 4.39 | 90 | 5 | 600 | 1 | 3.0 | 1.0 |
| BZX84B4V7 | W8/Z1 | 4.7 | 4.61 | 4.79 | 80 | 5 | 500 | 1 | 3.0 | 2.0 |
| BZX84B5V1 | W9/Z2 | 5.1 | 5.00 | 5.20 | 60 | 5 | 480 | 1 | 2.0 | 2.0 |
| BZX84B5V6 | WA/Z3 | 5.6 | 5.49 | 5.71 | 40 | 5 | 400 | 1 | 1.0 | 2.0 |
| BZX84B6V2 | WB/Z4 | 6.2 | 6.08 | 6.32 | 10 | 5 | 150 | 1 | 3.0 | 4.0 |
| BZX84B6V8 | WC/Z5 | 6.8 | 6.66 | 6.94 | 15 | 5 | 80 | 1 | 2.0 | 4.0 |
| BZX84B7V5 | WD/Z6 | 7.5 | 7.35 | 7.65 | 15 | 5 | 80 | 1 | 1.0 | 5.0 |
| BZX84B8V2 | WE/Z7 | 8.2 | 8.04 | 8.36 | 15 | 5 | 80 | 1 | 0.7 | 5.0 |
| BZX84B9V1 | WF/Z8 | 9.1 | 8.92 | 9.28 | 15 | 5 | 100 | 1 | 0.5 | 6.0 |
| BZX84B10 | WG/Z9 | 10 | 9.80 | 10.20 | 20 | 5 | 150 | 1 | 0.2 | 7.0 |
| BZX84B11 | WH/Y1 | 11 | 10.78 | 11.22 | 20 | 5 | 150 | 1 | 0.1 | 8.0 |
| BZX84B12 | WI/Y2 | 12 | 11.76 | 12.24 | 25 | 5 | 150 | 1 | 0.1 | 8.0 |
| BZX84B13 | WK/Y3 | 13 | 12.74 | 13.26 | 30 | 5 | 170 | 1 | 0.1 | 8.0 |
| BZX84B15 | WL/Y4 | 15 | 14.70 | 15.30 | 30 | 5 | 200 | 1 | 0.1 | 10.5 |
| BZX84B16 | WM/Y5 | 16 | 15.68 | 16.32 | 40 | 5 | 200 | 1 | 0.1 | 11.2 |
| BZX84B18 | WN/Y6 | 18 | 17.64 | 18.36 | 45 | 5 | 225 | 1 | 0.1 | 12.6 |
| BZX84B20 | WO/Y7 | 20 | 19.60 | 20.40 | 55 | 5 | 225 | 1 | 0.1 | 14.0 |
| BZX84B22 | WP/Y8 | 22 | 21.56 | 22.44 | 55 | 5 | 250 | 1 | 0.1 | 15.4 |
| BZX84B24 | WR/Y9 | 24 | 23.52 | 24.48 | 70 | 5 | 250 | 1 | 0.1 | 16.8 |
| BZX84B27 | WS/Y10 | 27 | 26.46 | 27.54 | 80 | 5 | 300 | 1 | 0.1 | 18.9 |
| BZX84B30 | WT/Y11 | 30 | 29.40 | 30.60 | 80 | 5 | 300 | 1 | 0.1 | 21.0 |
| BZX84B33 | WU/Y12 | 33 | 32.34 | 33.66 | 80 | 5 | 325 | 1 | 0.1 | 23.1 |
| BZX84B36 | WW/Y13 | 36 | 35.28 | 36.72 | 90 | 5 | 350 | 1 | 0.1 | 25.2 |
| BZX84B39 | WX/Y14 | 39 | 38.22 | 39.78 | 130 | 5 | 350 | 1 | 0.1 | 27.3 |
| BZX84B43 | WY | 43 | 42.14 | 43.86 | 150 | 5 | 375 | 1 | 0.1 | 30.1 |
| BZX84B47 | WZ | 47 | 46.06 | 47.94 | 170 | 5 | 375 | 1 | 0.1 | 32.9 |
| BZX84B51 | XA | 51 | 49.98 | 52.02 | 100 | 5 | 750 | 1 | 0.1 | 38.0 |

NOTE:

- Standard zener voltage tolerance is +/- 5% with a 'C' suffix from BZX84C2V4-BZX84C51, suffix 'B' is +/- 2% tolerance from BZX84B4V3-BZX84B51.
- Zener Voltage (Vz) Measurement. Guarantees the zener voltage when measured at 90 seconds while maintaining the lead temperature (TL) AT 30 °C, from the diode body.
- Zener Impedance (Zz) Derivation. The zener impedance is derived from the 60 cycle ac voltage, which results when an AC current having an rms value equal to 10% of the dc zener current (Izt or Izk) is superimposed on Izt or Izk.
- Surge Current (IR) Non-Repetitive. The rating listed in the electrical characteristics table is maximum peak, non-repetitive, reverse surge current of 1/2 square wave or equivalent sine wave pulse of 1/120 second duration superimposed on the test current, Izt, per JEDEC registration; however, actual device capability is as described in Figure 5.

BZX84 Series



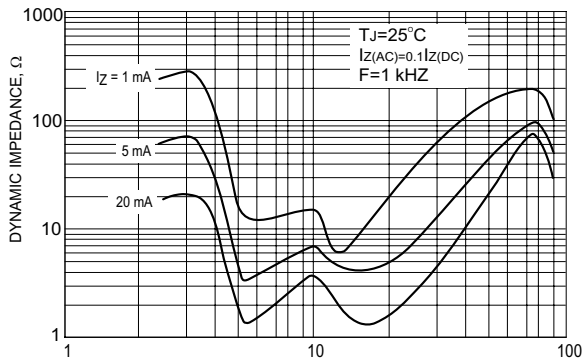
NOMINAL ZENER VOLTAGE, Volts

TYPICAL REVERSE CURRENT



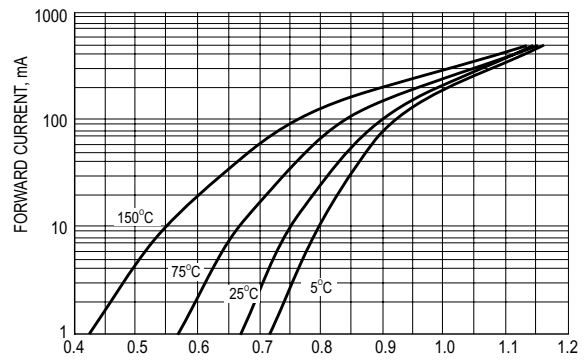
NOMINAL ZENER VOLTAGE, Volts

TEMPERATURE COEFFICIENTS



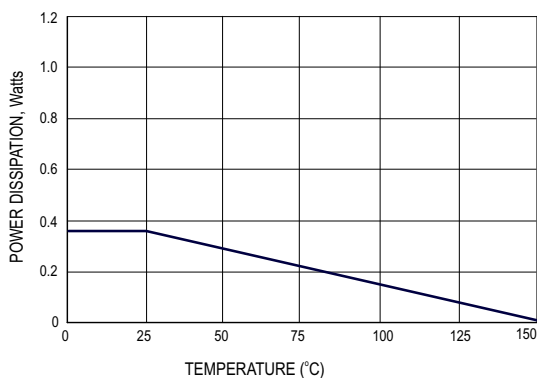
NORMAL ZENER VOLTAGE, Volts

EFFECT OF ZENER VOLTAGE ON ZENER IMPEDANCE



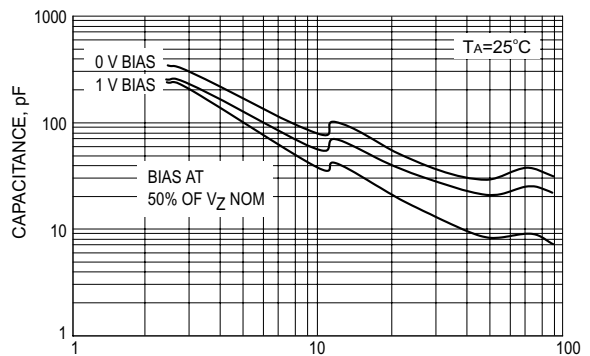
FORWARD VOLTAGE, Volts

TYPICAL FORWARD VOLTAGE



TEMPERATURE (°C)

STEADY STATE POWER DERATING



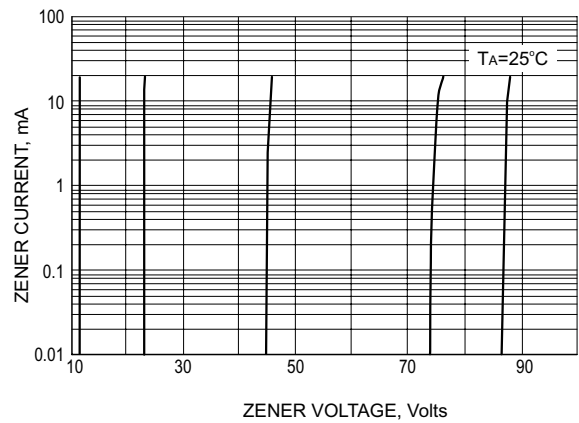
NOMINAL ZENER VOLTAGE, Volts

TYPICAL CAPACITANCE

BZX84 Series



ZENER VOLTAGE V.S. ZENER CURRENT



ZENER VOLTAGE V.S. ZENER CURRENT



TYPICAL LEAKAGE CURRENT



TM

Micro Commercial Components

Ordering Information :

| Device | Packing |
|----------------|-----------------------|
| Part Number-TP | Tape&Reel: 3Kpcs/Reel |

Note : Adding "-HF" suffix for halogen free, eg. Part Number-TP-HF

IMPORTANT NOTICE

Micro Commercial Components Corp. reserves the right to make changes without further notice to any product herein to make corrections, modifications , enhancements , improvements , or other changes . **Micro Commercial Components Corp .** does not assume any liability arising out of the application or use of any product described herein; neither does it convey any license under its patent rights ,nor the rights of others . The user of products in such applications shall assume all risks of such use and will agree to hold **Micro Commercial Components Corp .** and all the companies whose products are represented on our website, harmless against all damages.

LIFE SUPPORT

MCC's products are not authorized for use as critical components in life support devices or systems without the express written approval of Micro Commercial Components Corporation.

CUSTOMER AWARENESS

Counterfeiting of semiconductor parts is a growing problem in the industry. Micro Commercial Components (MCC) is taking strong measures to protect ourselves and our customers from the proliferation of counterfeit parts. MCC strongly encourages customers to purchase MCC parts either directly from MCC or from Authorized MCC Distributors who are listed by country on our web page cited below. Products customers buy either from MCC directly or from Authorized MCC Distributors are genuine parts, have full traceability, meet MCC's quality standards for handling and storage. **MCC will not provide any warranty coverage or other assistance for parts bought from Unauthorized Sources.** MCC is committed to combat this global problem and encourage our customers to do their part in stopping this practice by buying direct or from authorized distributors.

www.mccsemi.com

Компания «Океан Электроники» предлагает заключение долгосрочных отношений при поставках импортных электронных компонентов на взаимовыгодных условиях!

Наши преимущества:

- Поставка оригинальных импортных электронных компонентов напрямую с производств Америки, Европы и Азии, а так же с крупнейших складов мира;
- Широкая линейка поставок активных и пассивных импортных электронных компонентов (более 30 млн. наименований);
- Поставка сложных, дефицитных, либо снятых с производства позиций;
- Оперативные сроки поставки под заказ (от 5 рабочих дней);
- Экспресс доставка в любую точку России;
- Помощь Конструкторского Отдела и консультации квалифицированных инженеров;
- Техническая поддержка проекта, помощь в подборе аналогов, поставка прототипов;
- Поставка электронных компонентов под контролем ВП;
- Система менеджмента качества сертифицирована по Международному стандарту ISO 9001;
- При необходимости вся продукция военного и аэрокосмического назначения проходит испытания и сертификацию в лаборатории (по согласованию с заказчиком);
- Поставка специализированных компонентов военного и аэрокосмического уровня качества (Xilinx, Altera, Analog Devices, Intersil, Interpoint, Microsemi, Actel, Aeroflex, Peregrine, VPT, Syfer, Eurofarad, Texas Instruments, MS Kennedy, Miteq, Cobham, E2V, MA-COM, Hittite, Mini-Circuits, General Dynamics и др.);

Компания «Океан Электроники» является официальным дистрибьютором и эксклюзивным представителем в России одного из крупнейших производителей разъемов военного и аэрокосмического назначения «JONHON», а так же официальным дистрибьютором и эксклюзивным представителем в России производителя высокотехнологичных и надежных решений для передачи СВЧ сигналов «FORSTAR».



JONHON

«JONHON» (основан в 1970 г.)

Разъемы специального, военного и аэрокосмического назначения:

(Применяются в военной, авиационной, аэрокосмической, морской, железнодорожной, горно- и нефтедобывающей отраслях промышленности)

«FORSTAR» (основан в 1998 г.)

ВЧ соединители, коаксиальные кабели,
кабельные сборки и микроволновые компоненты:

(Применяются в телекоммуникациях гражданского и специального назначения, в средствах связи, РЛС, а так же военной, авиационной и аэрокосмической отраслях промышленности).



Телефон: 8 (812) 309-75-97 (многоканальный)

Факс: 8 (812) 320-03-32

Электронная почта: ocean@oceanchips.ru

Web: <http://oceanchips.ru/>

Адрес: 198099, г. Санкт-Петербург, ул. Калинина, д. 2, корп. 4, лит. А