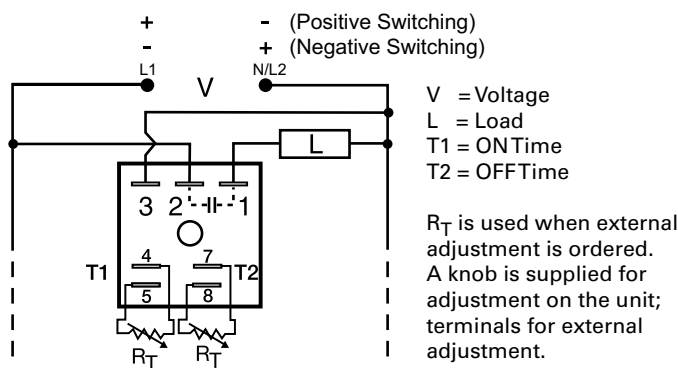


## ESDR SERIES



### Wiring Diagram



### Accessories



**P1004-95, P1004-95-X Versa-Pot**  
Panel mountable, industrial potentiometer recommended for remote time delay adjustment.



**P1023-6 Mounting bracket**  
The 90° orientation of mounting slots makes installation/removal of modules quick and easy.



**P0700-7 Versa-Knob**  
Designed for 0.25 in. (6.35 mm) shaft of Versa-Pot. Semi-gloss industrial black finish.




**P1015-64 (AWG 14/16) Female Quick Connect**  
These 0.25 in. (6.35 mm) female terminals are constructed with an insulator barrel to provide strain relief.



**P1015-18 Quick Connect to Screw Adapter**  
Screw adapter terminal designed for use with all modules with 0.25 in. (6.35 mm) male quick connect terminals.



**C103PM (AL) DIN Rail**  
35 mm aluminum DIN rail available in a 36 in. (91.4 cm) length.



**P1023-20 DIN Rail Adapter**  
Allows module to be mounted on a 35 mm DIN type rail with two #10 screws.

### Description

The ESDR Series offers independent time adjustment of both delay periods. Adjustment options include fixed, onboard or external adjust. The ESDR is recommended for air drying, automatic oiling, life testing, chemical metering and automatic duty cycling. This series is designed for general purpose commercial and industrial applications where a small, cost effective, reliable, solid-state timer is required. The factory calibration for fixed time delays is  $\leq \pm 5\%$ . The repeat accuracy, under stable conditions, is 0.1% of the selected time delay. This series is designed for input voltages of 12VDC to 230VAC in five ranges. Time delays of 0.1 seconds to 1000 minutes are available in six ranges. The output is rated 1A steady and 10A inrush. The modules are totally solid state and encapsulated to protect the electronic circuitry.

#### Operation (Recycling - ON Time First)

Upon application of input voltage, the output energizes and the T1, ON time begins. At the end of the ON time, the output de-energizes and the T2, OFF time begins. At the end of the OFF time, the output energizes and the cycle repeats as long as input voltage is applied.

**Reset:** Removing input voltage resets the output and time delays, and returns the sequence to the first delay.

#### Operation (Recycling - OFF Time First)

Upon application of input voltage, the T2 OFF time begins. At the end of the OFF time, the output energizes and the T1 ON time begins. At the end of the ON time, the output de-energizes and the cycle repeats as long as input voltage is applied.

**Reset:** Removing input voltage resets the output and time delays, and returns the sequence to the first delay.

### Features & Benefits

FEATURES	BENEFITS
<b>Microcontroller based</b>	Repeat Accuracy + / - 0.1%, Factory calibration + / - 5%
<b>1A steady, 10A inrush solid-state output</b>	Provides 100 million operations in typical conditions.
<b>Totally solid state and encapsulated</b>	No moving parts to arc and wear out over time and encapsulated to protect against shock, vibration, and humidity
<b>ON/OFF recycling with independent adjustment of both time periods</b>	Separate on and off timing settings are knob adjustable for added flexibility
<b>Compact, low cost design measuring 2 in. (50.8mm) square</b>	Allows flexibility for OEM applications

### Ordering Information

See next page.

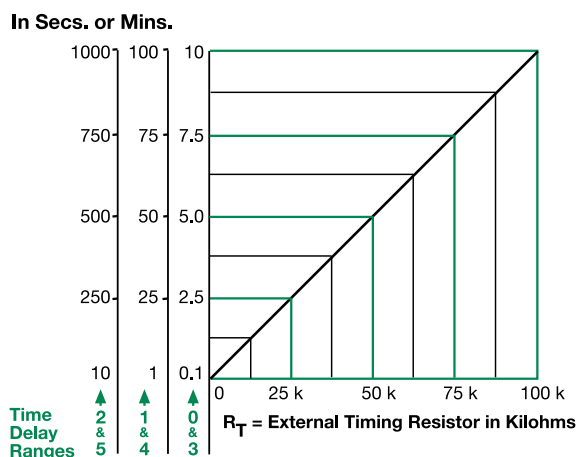
# ESDR SERIES

## Ordering Information

MODEL	INPUT VOLTAGE	ADJUSTMENT	T1 ON TIME	FIRST DELAY	T2 OFF TIME	SWITCHING MODE
ESDR120A0P	12VDC	Onboard	0.1 - 10s	On time	0.1 - 10s	Positive
ESDR120B3P	12VDC	Onboard	0.1 - 10s	Off time	0.1 - 10m	Positive
ESDR123B4P	12VDC	Onboard	0.1 - 10m	Off time	1 - 100m	Positive
ESDR125A5P	12VDC	Onboard	10 - 1000m	On time	10 - 1000m	Positive
ESDR221A2	24VAC	Onboard	1 - 100s	On time	10 - 1000s	n/a
ESDR320A0P	24VDC	Onboard	0.1 - 10s	On time	0.1 - 10s	Positive
ESDR320A3P	24VDC	Onboard	0.1 - 10s	On time	0.1 - 10m	Positive
ESDR420A0	120VAC	Onboard	0.1 - 10s	On time	0.1 - 10s	n/a
ESDR420A1	120VAC	Onboard	0.1 - 10s	On time	1 - 100s	n/a
ESDR420A4	120VAC	Onboard	0.1 - 10s	On time	1 - 100m	n/a
ESDR420B1	120VAC	Onboard	0.1 - 10s	Off time	1 - 100s	n/a
ESDR420B4	120VAC	Onboard	0.1 - 10s	Off time	1 - 100m	n/a
ESDR421A1	120VAC	Onboard	1 - 100s	On time	1 - 100s	n/a
ESDR421A4	120VAC	Onboard	1 - 100s	On time	1 - 100m	n/a
ESDR423A3	120VAC	Onboard	0.1 - 10m	On time	0.1 - 10m	n/a
ESDR423A4	120VAC	Onboard	0.1 - 10m	On time	1 - 100m	n/a
ESDR424A1	120VAC	Onboard	1 - 100m	On time	1 - 100s	n/a
ESDR450A1	120VAC	External	0.1 - 10s	On time	1 - 100s	n/a

If you don't find the part you need, call us for a custom product 800-843-8848

## External Resistance vs. Time Delay

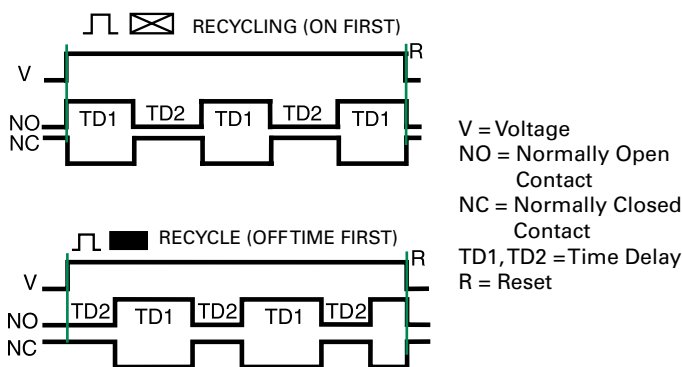


**This chart applies to externally adjustable part numbers.**  
The time delay is adjustable over the time delay range selected by varying the resistance across the  $R_T$  terminals; as the resistance increases the time delay increases.

When selecting an external  $R_T$ , add the tolerances of the timer and the  $R_T$  for the full time range adjustment.

**Examples:** 1 to 50 S adjustable time delay, select time delay range 1 and a 50 K ohm  $R_T$ . For 1 to 100 S use a 100 K ohm  $R_T$ .

## Function Diagrams



## ESDR SERIES

### Specifications

#### Time Delay

**Range** 0.1s - 1000m in 6 adjustable ranges or fixed

**Repeat Accuracy**  $\pm 0.1\%$  or 20ms, whichever is greater

**Tolerance**  
**(Factory Calibration)**  $\leq \pm 5\%$

**Time Delay vs Temp.**  
**& Voltage**  $\leq \pm 2\%$

**Reset Time**  $\leq 150\text{ms}$

#### Input

**Voltage** 12 or 24VDC; 24, 120, or 230VAC

**Tolerance**  $\pm 20\%$

**Power Consumption** AC  $\leq 2\text{VA}$ ; DC  $\leq 1\text{W}$

**AC Line Frequency/DC Ripple** 50/60 Hz /  $\leq 10\%$

#### Output

**Type** Solid state

**Maximum Load Current** 1A steady state, 10A inrush at 60°C

**OFF State Leakage Current** AC  $\cong 5\text{mA}$  @ 230VAC; DC  $\cong 1\text{mA}$

**Voltage Drop** AC  $\cong 2.5\text{V}$  @ 1A; DC  $\cong 1\text{V}$  @ 1A

#### Protection

##### Circuitry

##### Dielectric Breakdown

##### Insulation Resistance

##### Polarity

#### Mechanical

##### Mounting

##### Dimensions

#### Termination

##### Operating/Storage

##### Temperature

##### Humidity

##### Weight

Encapsulated

$\geq 2000\text{V RMS}$  terminals to mounting surface

$\geq 100\text{ M}\Omega$

DC units are reverse polarity protected

Surface mount with one #10 (M5 x 0.8) screw

**H** 50.8 mm (2"); **W** 50.8 mm (2");

**D** 30.7 mm (1.21")

0.25 in. (6.35 mm) male quick connect terminals

-40° to 75°C / -40° to 85°C

95% relative, non-condensing

$\cong 2.4\text{ oz}$  (68 g)

Компания «Океан Электроники» предлагает заключение долгосрочных отношений при поставках импортных электронных компонентов на взаимовыгодных условиях!

Наши преимущества:

- Поставка оригинальных импортных электронных компонентов напрямую с производств Америки, Европы и Азии, а так же с крупнейших складов мира;
- Широкая линейка поставок активных и пассивных импортных электронных компонентов (более 30 млн. наименований);
- Поставка сложных, дефицитных, либо снятых с производства позиций;
- Оперативные сроки поставки под заказ (от 5 рабочих дней);
- Экспресс доставка в любую точку России;
- Помощь Конструкторского Отдела и консультации квалифицированных инженеров;
- Техническая поддержка проекта, помощь в подборе аналогов, поставка прототипов;
- Поставка электронных компонентов под контролем ВП;
- Система менеджмента качества сертифицирована по Международному стандарту ISO 9001;
- При необходимости вся продукция военного и аэрокосмического назначения проходит испытания и сертификацию в лаборатории (по согласованию с заказчиком);
- Поставка специализированных компонентов военного и аэрокосмического уровня качества (Xilinx, Altera, Analog Devices, Intersil, Interpoint, Microsemi, Actel, Aeroflex, Peregrine, VPT, Syfer, Eurofarad, Texas Instruments, MS Kennedy, Miteq, Cobham, E2V, MA-COM, Hittite, Mini-Circuits, General Dynamics и др.);

Компания «Океан Электроники» является официальным дистрибьютором и эксклюзивным представителем в России одного из крупнейших производителей разъемов военного и аэрокосмического назначения «JONHON», а так же официальным дистрибьютором и эксклюзивным представителем в России производителя высокотехнологичных и надежных решений для передачи СВЧ сигналов «FORSTAR».



## JONHON

«JONHON» (основан в 1970 г.)

Разъемы специального, военного и аэрокосмического назначения:

(Применяются в военной, авиационной, аэрокосмической, морской, железнодорожной, горно- и нефтедобывающей отраслях промышленности)

«FORSTAR» (основан в 1998 г.)

ВЧ соединители, коаксиальные кабели, кабельные сборки и микроволновые компоненты:

(Применяются в телекоммуникациях гражданского и специального назначения, в средствах связи, РЛС, а так же военной, авиационной и аэрокосмической отраслях промышленности).



Телефон: 8 (812) 309-75-97 (многоканальный)

Факс: 8 (812) 320-03-32

Электронная почта: [ocean@oceanchips.ru](mailto:ocean@oceanchips.ru)

Web: <http://oceanchips.ru/>

Адрес: 198099, г. Санкт-Петербург, ул. Калинина, д. 2, корп. 4, лит. А