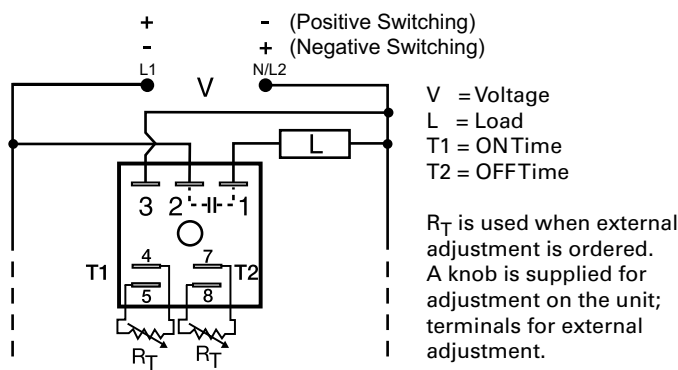


ESDR SERIES



Wiring Diagram



Accessories



P1004-95, P1004-95-X Versa-Pot
Panel mountable, industrial potentiometer recommended for remote time delay adjustment.



P1023-6 Mounting bracket
The 90° orientation of mounting slots makes installation/removal of modules quick and easy.



P0700-7 Versa-Knob
Designed for 0.25 in. (6.35 mm) shaft of Versa-Pot. Semi-gloss industrial black finish.



P1015-64 (AWG 14/16) Female Quick Connect
These 0.25 in. (6.35 mm) female terminals are constructed with an insulator barrel to provide strain relief.



P1015-18 Quick Connect to Screw Adapter
Screw adapter terminal designed for use with all modules with 0.25 in. (6.35 mm) male quick connect terminals.



C103PM (AL) DIN Rail
35 mm aluminum DIN rail available in a 36 in. (91.4 cm) length.



P1023-20 DIN Rail Adapter
Allows module to be mounted on a 35 mm DIN type rail with two #10 screws.

Description

The ESDR Series offers independent time adjustment of both delay periods. Adjustment options include fixed, onboard or external adjust. The ESDR is recommended for air drying, automatic oiling, life testing, chemical metering and automatic duty cycling. This series is designed for general purpose commercial and industrial applications where a small, cost effective, reliable, solid-state timer is required. The factory calibration for fixed time delays is $\leq \pm 5\%$. The repeat accuracy, under stable conditions, is 0.1% of the selected time delay. This series is designed for input voltages of 12VDC to 230VAC in five ranges. Time delays of 0.1 seconds to 1000 minutes are available in six ranges. The output is rated 1A steady and 10A inrush. The modules are totally solid state and encapsulated to protect the electronic circuitry.

Operation (Recycling - ON Time First)

Upon application of input voltage, the output energizes and the T1, ON time begins. At the end of the ON time, the output de-energizes and the T2, OFF time begins. At the end of the OFF time, the output energizes and the cycle repeats as long as input voltage is applied.

Reset: Removing input voltage resets the output and time delays, and returns the sequence to the first delay.

Operation (Recycling - OFF Time First)

Upon application of input voltage, the T2 OFF time begins. At the end of the OFF time, the output energizes and the T1 ON time begins. At the end of the ON time, the output de-energizes and the cycle repeats as long as input voltage is applied.

Reset: Removing input voltage resets the output and time delays, and returns the sequence to the first delay.

Features & Benefits

FEATURES	BENEFITS
Microcontroller based	Repeat Accuracy + / - 0.1%, Factory calibration + / - 5%
1A steady, 10A inrush solid-state output	Provides 100 million operations in typical conditions.
Totally solid state and encapsulated	No moving parts to arc and wear out over time and encapsulated to protect against shock, vibration, and humidity
ON/OFF recycling with independent adjustment of both time periods	Separate on and off timing settings are knob adjustable for added flexibility
Compact, low cost design measuring 2 in. (50.8mm) square	Allows flexibility for OEM applications

Ordering Information

See next page.

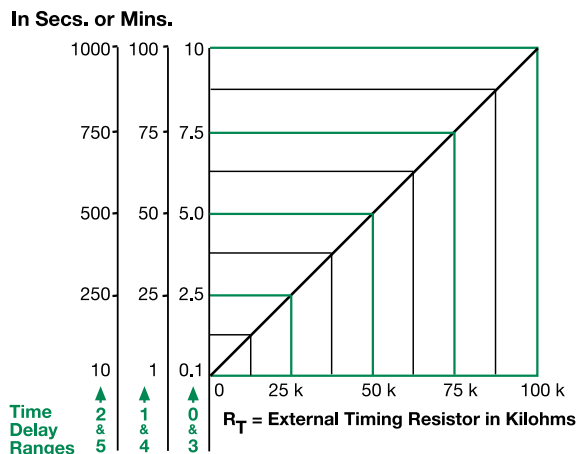
ESDR SERIES

Ordering Information

MODEL	INPUT VOLTAGE	ADJUSTMENT	T1 ON TIME	FIRST DELAY	T2 OFF TIME	SWITCHING MODE
ESDR120A0P	12VDC	Onboard	0.1 - 10s	On time	0.1 - 10s	Positive
ESDR120B3P	12VDC	Onboard	0.1 - 10s	Off time	0.1 - 10m	Positive
ESDR123B4P	12VDC	Onboard	0.1 - 10m	Off time	1 - 100m	Positive
ESDR125A5P	12VDC	Onboard	10 - 1000m	On time	10 - 1000m	Positive
ESDR221A2	24VAC	Onboard	1 - 100s	On time	10 - 1000s	n/a
ESDR320A0P	24VDC	Onboard	0.1 - 10s	On time	0.1 - 10s	Positive
ESDR320A3P	24VDC	Onboard	0.1 - 10s	On time	0.1 - 10m	Positive
ESDR420A0	120VAC	Onboard	0.1 - 10s	On time	0.1 - 10s	n/a
ESDR420A1	120VAC	Onboard	0.1 - 10s	On time	1 - 100s	n/a
ESDR420A4	120VAC	Onboard	0.1 - 10s	On time	1 - 100m	n/a
ESDR420B1	120VAC	Onboard	0.1 - 10s	Off time	1 - 100s	n/a
ESDR420B4	120VAC	Onboard	0.1 - 10s	Off time	1 - 100m	n/a
ESDR421A1	120VAC	Onboard	1 - 100s	On time	1 - 100s	n/a
ESDR421A4	120VAC	Onboard	1 - 100s	On time	1 - 100m	n/a
ESDR423A3	120VAC	Onboard	0.1 - 10m	On time	0.1 - 10m	n/a
ESDR423A4	120VAC	Onboard	0.1 - 10m	On time	1 - 100m	n/a
ESDR424A1	120VAC	Onboard	1 - 100m	On time	1 - 100s	n/a
ESDR450A1	120VAC	External	0.1 - 10s	On time	1 - 100s	n/a

If you don't find the part you need, call us for a custom product 800-843-8848

External Resistance vs. Time Delay

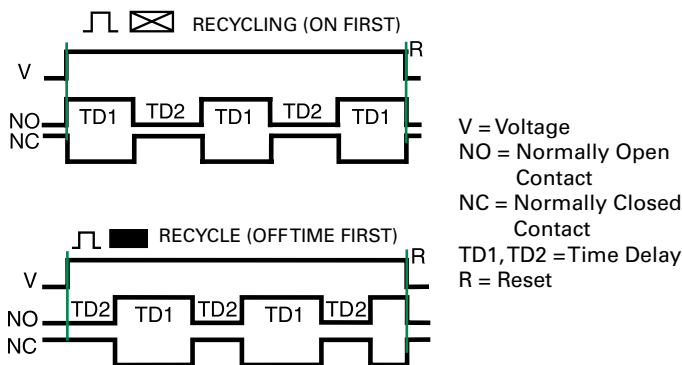


This chart applies to externally adjustable part numbers.
The time delay is adjustable over the time delay range selected by varying the resistance across the R_T terminals; as the resistance increases the time delay increases.

When selecting an external R_T , add the tolerances of the timer and the R_T for the full time range adjustment.

Examples: 1 to 50 S adjustable time delay, select time delay range 1 and a 50 K ohm R_T . For 1 to 100 S use a 100 K ohm R_T .

Function Diagrams



ESDR SERIES

Specifications

Time Delay	
Range	0.1s - 1000m in 6 adjustable ranges or fixed
Repeat Accuracy	±0.1% or 20ms, whichever is greater
Tolerance	
(Factory Calibration)	≤ ± 5%
Time Delay vs Temp.	
& Voltage	≤ ±2%
Reset Time	≤ 150ms
Input	
Voltage	12 or 24VDC; 24, 120, or 230VAC
Tolerance	±20%
Power Consumption	AC ≤ 2VA; DC ≤ 1W
AC Line Frequency/DC Ripple	50/60 Hz / ≤ 10%
Output	
Type	Solid state
Maximum Load Current	1A steady state, 10A inrush at 60°C
OFF State Leakage Current	AC ≅ 5mA @ 230VAC; DC ≅ 1mA
Voltage Drop	AC ≅ 2.5V @ 1A; DC ≅ 1V @ 1A

Protection

Circuitry
Dielectric Breakdown
Insulation Resistance
Polarity

Encapsulated
≥ 2000V RMS terminals to mounting surface
≥ 100 MΩ
DC units are reverse polarity protected

Mechanical
Mounting
Dimensions

Surface mount with one #10 (M5 x 0.8) screw
H 50.8 mm (2"); **W** 50.8 mm (2");
D 30.7 mm (1.21")
0.25 in. (6.35 mm) male quick connect terminals

Termination
Operating/Storage
Temperature
Humidity
Weight

-40° to 75°C / -40° to 85°C
95% relative, non-condensing
≅ 2.4 oz (68 g)

Компания «Океан Электроники» предлагает заключение долгосрочных отношений при поставках импортных электронных компонентов на взаимовыгодных условиях!

Наши преимущества:

- Поставка оригинальных импортных электронных компонентов напрямую с производств Америки, Европы и Азии, а так же с крупнейших складов мира;
- Широкая линейка поставок активных и пассивных импортных электронных компонентов (более 30 млн. наименований);
- Поставка сложных, дефицитных, либо снятых с производства позиций;
- Оперативные сроки поставки под заказ (от 5 рабочих дней);
- Экспресс доставка в любую точку России;
- Помощь Конструкторского Отдела и консультации квалифицированных инженеров;
- Техническая поддержка проекта, помощь в подборе аналогов, поставка прототипов;
- Поставка электронных компонентов под контролем ВП;
- Система менеджмента качества сертифицирована по Международному стандарту ISO 9001;
- При необходимости вся продукция военного и аэрокосмического назначения проходит испытания и сертификацию в лаборатории (по согласованию с заказчиком);
- Поставка специализированных компонентов военного и аэрокосмического уровня качества (Xilinx, Altera, Analog Devices, Intersil, Interpoint, Microsemi, Actel, Aeroflex, Peregrine, VPT, Syfer, Eurofarad, Texas Instruments, MS Kennedy, Miteq, Cobham, E2V, MA-COM, Hittite, Mini-Circuits, General Dynamics и др.);

Компания «Океан Электроники» является официальным дистрибьютором и эксклюзивным представителем в России одного из крупнейших производителей разъемов военного и аэрокосмического назначения «JONHON», а так же официальным дистрибьютором и эксклюзивным представителем в России производителя высокотехнологичных и надежных решений для передачи СВЧ сигналов «FORSTAR».



JONHON

«JONHON» (основан в 1970 г.)

Разъемы специального, военного и аэрокосмического назначения:

(Применяются в военной, авиационной, аэрокосмической, морской, железнодорожной, горно- и нефтедобывающей отраслях промышленности)

«FORSTAR» (основан в 1998 г.)

ВЧ соединители, коаксиальные кабели,
кабельные сборки и микроволновые компоненты:

(Применяются в телекоммуникациях гражданского и специального назначения, в средствах связи, РЛС, а так же военной, авиационной и аэрокосмической отраслях промышленности).



Телефон: 8 (812) 309-75-97 (многоканальный)

Факс: 8 (812) 320-03-32

Электронная почта: ocean@oceanchips.ru

Web: <http://oceanchips.ru/>

Адрес: 198099, г. Санкт-Петербург, ул. Калинина, д. 2, корп. 4, лит. А