



R&E International

A Subsidiary of Microchip Technology Inc.

RE46C105

Piezoelectric Horn Driver with Voltage Regulator and LED Driver

Product Specification

General Description

The RE46C105 is a piezoelectric horn driver with a voltage regulator and an open drain NMOS driver suitable for use with a light emitting diode. It is intended for 9V battery applications which require a low voltage logic supply. The regulator can be operated at either 3.3V or 5V. The horn feedback control pin is designed for use with self-oscillating piezoelectric horn but can also be used in direct drive applications. A low battery detection circuit is also provided.

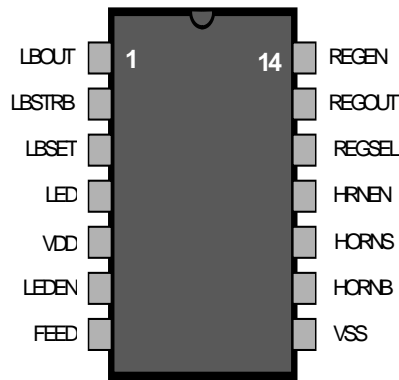
Applications

- Smoke detectors
- CO Detectors
- Personal Security Products
- Electronic Toys

Features

- Low Quiescent Current
- Low Horn Driver Ron
- Voltage Regulation to 3.3V or 5V
- Low Battery Detection
- Available in DIP and SOIC packaging
- Available in Standard Packaging or RoHS Compliant Pb Free Packaging

Pin Configuration



Absolute maximum ratings

Supply Voltage V_{DD}	-5V to +14V
Input voltage Range V_{in}	-.3V to $V_{DD}+3V$, except FEED
FEED Input Voltage Range V_{inf}	-10V to +22V
Input Current I_{in}	10mA, except FEED
Operating Temperature	-40 to 85°C
Continuous Output Current (HornS, HornB)	30mA
Continuous Output Current (REGOUT)	55mA

Stresses beyond those listed under Absolute Maximum Ratings may cause permanent damage to the device. These are stress ratings only and operation at these conditions for extended periods may affect device reliability.

This product utilizes CMOS technology with static protection; however proper ESD prevention procedures should be used when handling this product. Damage can occur when exposed to extremely high static electrical charges.

RE46C105

Piezoelectric Horn Driver with Voltage Regulator and LED Driver
Product Specification



R&E International
A Subsidiary of Microchip Technology Inc.

Electrical Characteristics at $T_A = 25^\circ\text{C}$, $V_{DD} = 9\text{V}$, $V_{SS} = 0\text{V}$ (unless otherwise noted).

Parameter	Test Pin	Test Conditions	Limits			Units
			Min	Typ	Max	
Supply Voltage	Vdd	Operating	6.0	9.0	13.8	V
Standby Supply Current	Vdd	Hrnen=Lbstrb=Leden=Vss Regen=Vdd; No Loads			3.5	μA
Input Leakage	Hrnen,Leden, Lbstrb,Regen	Vin=Vdd or Vss	-100		100	nA
	FEED	Feed = +22V		20	50	μA
	FEED	Feed = -10V	-50	-15		μA
Input Voltage Low	Hrnen,Leden, Lbstrb,Regen				1.0	V
Input Voltage High	Hrnen,Leden Lbstrb,Regen		2.3			V
Output Low Voltage	Horns or Hornb	lout=16mA Vdd=9V		0.3	0.5	V
		Vdd=7.2V			0.9	V
	LED	lout=10mA Vdd=7.2V		0.5	1.0	V
	LBout	lout=100 μA		0.3	0.5	V
Output High Voltage	Horns or Hornb	lout=-16mA Vdd=9V	8.5	8.7		V
		Vdd=7.2V	6.3			V
	LBout	lout=-100 μA Regsel=Vdd	4.5	4.75		V
		Regsel=Vss	2.8	3.0		V
Low Battery Voltage Threshold	Vdd	Lbstrb=Vdd, Vdd decreasing in voltage $T_A = -40$ to 85°C See note #3	7.2		7.80	V
Low Battery Voltage Hysteresis	Lbstrb	Lbstrb=Vdd Vdd increasing in voltage		300		mV
Lbstrb to Lbout Active delay	Lbstrb, Lbout	Lbstrb=Vdd		500		μs
Regulator Voltage	Regout	lout<50mA Regsel=Vdd	4.75	5.0	5.25	V
		lout<50mA Regsel=Vss $T_A = -40$ to 85°C See note #3	3.10	3.3	3.50	V
Line Regulation	Regout	6V<Vdd<12V No load		30		mV
Load Regulation	Regout	0mA<lout<50mA		100		mV
Brown-Out Threshold Voltage *See note #1	Vdd	Regsel=Vdd or Vss Falling edge of Vdd	4.5	5.0	5.5	V
Brown-Out Pull Down Current	Regout	Vdd=4.5V; Regout=2V	15	25		mA
Regout Overvoltage Clamp *See note #2	Regout	Regsel=Vdd; lout > 1mA	5.5	6.0	6.5	V
		Regsel=Vss; lout > 1mA	3.7	4.0	4.3	V

RE46C105

Piezoelectric Horn Driver with Voltage Regulator and LED Driver
Product Specification

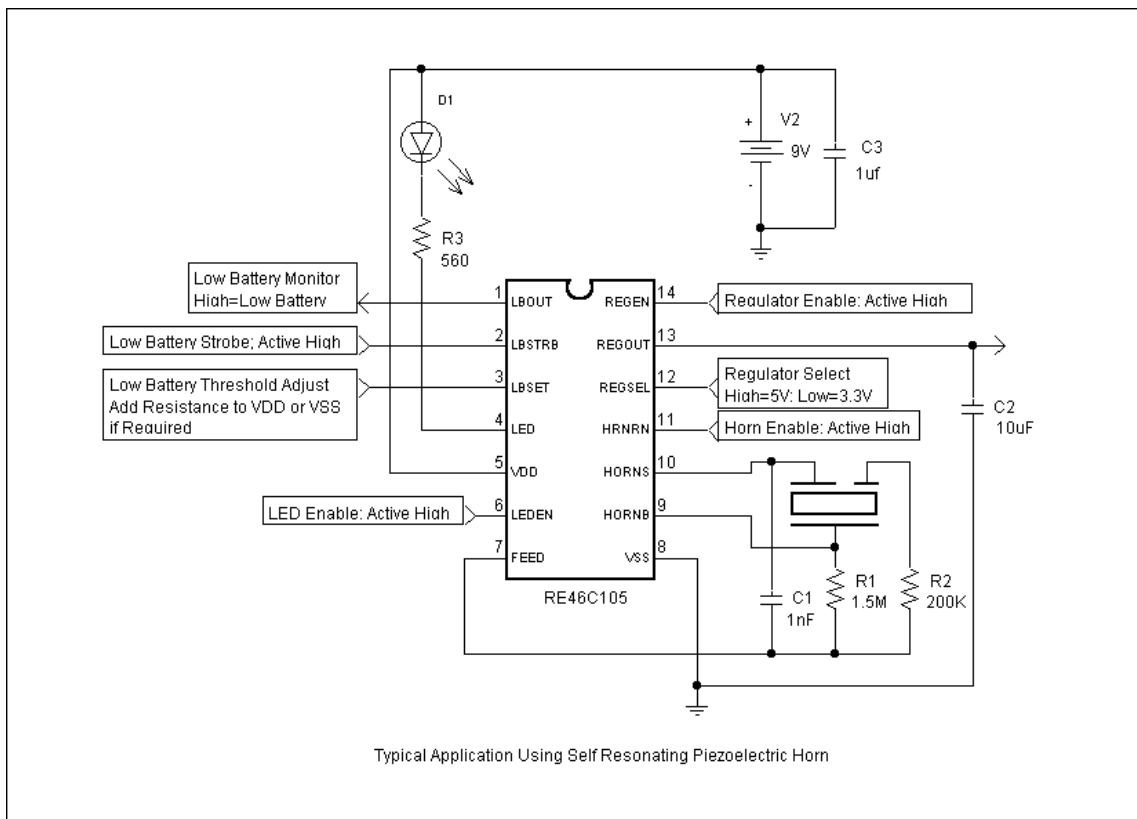


R&E International
A Subsidiary of Microchip Technology Inc.

Notes:

- 1/ The brown-out threshold voltage is the V_{DD} voltage at which the regulator will be disabled and Regout will be pulled to V_{SS}.
- 2/ In normal operation, the regulator will provide high-side current of up to 20mA, but current sinking capability is typically under 1uA. The over-voltage clamp is intended to limit the voltage at REGOUT when it is pulled up by an external source.
- 3/ The limits shown are 100% tested at 25C only. Test limits are guard-banded based on temperature characterization to guarantee compliance at temperature extremes.

Typical Application



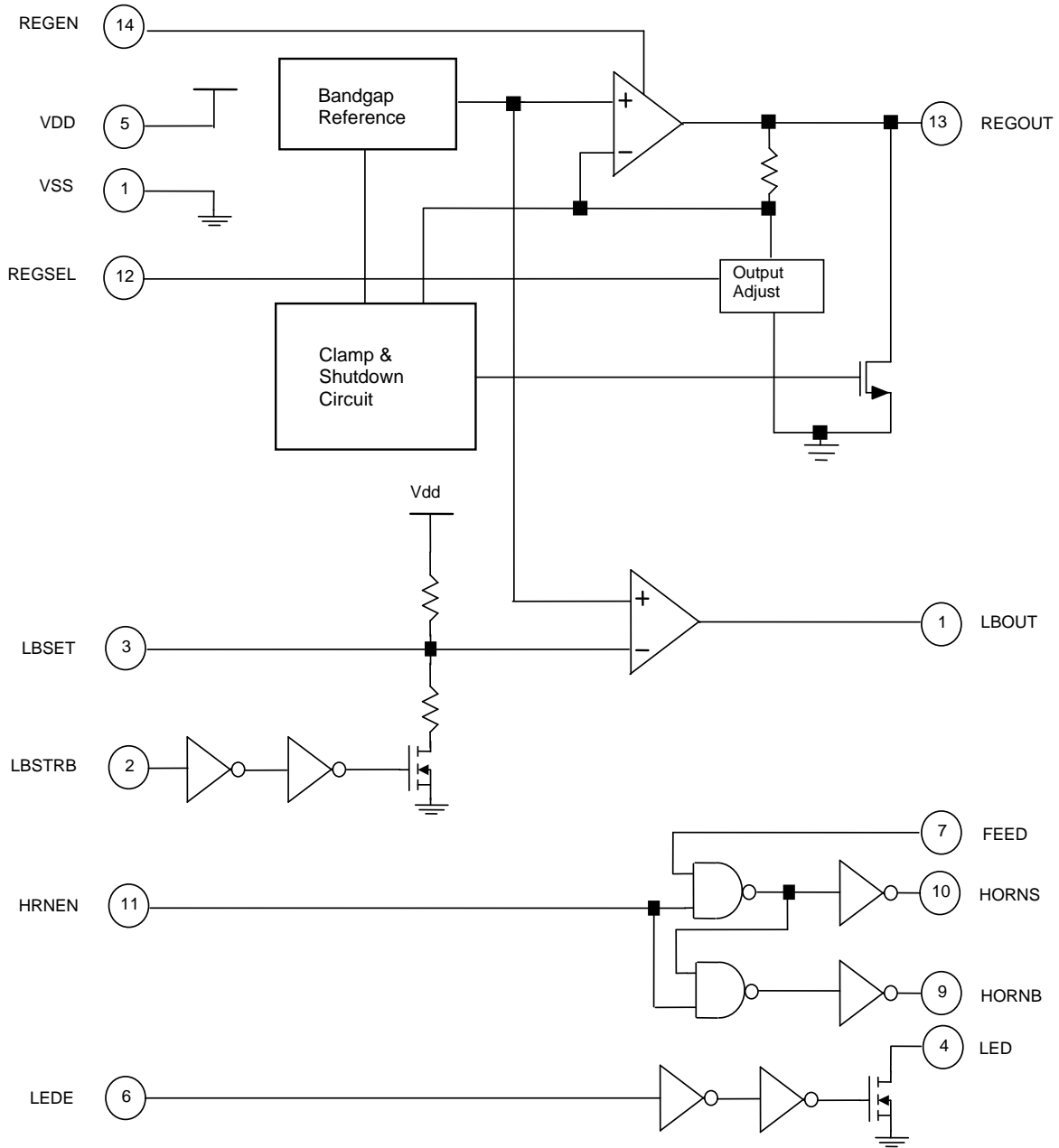
RE46C105

Piezoelectric Horn Driver with Voltage Regulator and LED Driver
Product Specification



R&E International
A Subsidiary of Microchip Technology Inc.

Functional Block Diagram



RE46C105

Piezoelectric Horn Driver with Voltage Regulator and LED Driver
Product Specification



R&E International
A Subsidiary of Microchip Technology Inc.

Information contained in this publication regarding device applications and the like is provided only for your convenience and may be superseded by updates. It is your responsibility to ensure that your application meets with your specifications. MICROCHIP MAKES NO REPRESENTATIONS OR WARRANTIES OF ANY KIND WHETHER EXPRESS OR IMPLIED, WRITTEN OR ORAL, STATUTORY OR OTHERWISE, RELATED TO THE INFORMATION, INCLUDING BUT NOT LIMITED TO ITS CONDITION, QUALITY, PERFORMANCE, MERCHANTABILITY OR FITNESS FOR PURPOSE. Microchip disclaims all liability arising from this information and its use. Use of Microchip devices in life support and/or safety applications is entirely at the buyer's risk, and the buyer agrees to defend, indemnify and hold harmless Microchip from any and all damages, claims, suits, or expenses resulting from such use. No licenses are conveyed, implicitly or otherwise, under any Microchip intellectual property rights.

Trademarks

The Microchip name and logo, the Microchip logo, Accuron, dsPIC, KEELOQ, KEELOQ logo, MPLAB, PIC, PICmicro, PICSTART, rfPIC, SmartShunt and UNI/O are registered trademarks of Microchip Technology Incorporated in the U.S.A. and other countries.


FilterLab, Hampshire, Linear Active Thermistor, MXDEV, MXLAB, SEEVAL, SmartSensor and The Embedded Control Solutions Company are registered trademarks of Microchip Technology Incorporated in the U.S.A.

Analog-for-the-Digital Age, Application Maestro, CodeGuard, dsPICDEM, dsPICDEM.net, dsPICworks, dsSPEAK, ECAN, ECONOMONITOR, FanSense, In-Circuit Serial Programming, ICSP, ICEPIC, Mindi, MiWi, MPASM, MPLAB Certified logo, MPLIB, MPLINK, mTouch, nanoWatt XLP, PICkit, PICDEM, PICDEM.net, PICtail, PIC³² logo, PowerCal, PowerInfo, PowerMate, PowerTool, REAL ICE, rfLAB, Select Mode, Total Endurance, TSHARC, WiperLock and ZENA are trademarks of Microchip Technology Incorporated in the U.S.A. and other countries.

SQTP is a service mark of Microchip Technology Incorporated in the U.S.A.

All other trademarks mentioned herein are property of their respective companies.

© 2009, Microchip Technology Incorporated, Printed in the U.S.A., All Rights Reserved.

 Printed on recycled paper.

QUALITY MANAGEMENT SYSTEM
CERTIFIED BY DNV

== ISO/TS 16949:2002 ==

Microchip received ISO/TS-16949:2002 certification for its worldwide headquarters, design and wafer fabrication facilities in Chandler and Tempe, Arizona; Gresham, Oregon and design centers in California and India. The Company's quality system processes and procedures are for its PIC[®] MCUs and dsPIC[®] DSCs, KEELOQ[®] code hopping devices, Serial EEPROMs, microperipherals, nonvolatile memory and analog products. In addition, Microchip's quality system for the design and manufacture of development systems is ISO 9001:2000 certified.

Компания «Океан Электроники» предлагает заключение долгосрочных отношений при поставках импортных электронных компонентов на взаимовыгодных условиях!

Наши преимущества:

- Поставка оригинальных импортных электронных компонентов напрямую с производств Америки, Европы и Азии, а так же с крупнейших складов мира;
- Широкая линейка поставок активных и пассивных импортных электронных компонентов (более 30 млн. наименований);
- Поставка сложных, дефицитных, либо снятых с производства позиций;
- Оперативные сроки поставки под заказ (от 5 рабочих дней);
- Экспресс доставка в любую точку России;
- Помощь Конструкторского Отдела и консультации квалифицированных инженеров;
- Техническая поддержка проекта, помощь в подборе аналогов, поставка прототипов;
- Поставка электронных компонентов под контролем ВП;
- Система менеджмента качества сертифицирована по Международному стандарту ISO 9001;
- При необходимости вся продукция военного и аэрокосмического назначения проходит испытания и сертификацию в лаборатории (по согласованию с заказчиком);
- Поставка специализированных компонентов военного и аэрокосмического уровня качества (Xilinx, Altera, Analog Devices, Intersil, Interpoint, Microsemi, Actel, Aeroflex, Peregrine, VPT, Syfer, Eurofarad, Texas Instruments, MS Kennedy, Miteq, Cobham, E2V, MA-COM, Hittite, Mini-Circuits, General Dynamics и др.);

Компания «Океан Электроники» является официальным дистрибьютором и эксклюзивным представителем в России одного из крупнейших производителей разъемов военного и аэрокосмического назначения «JONHON», а так же официальным дистрибьютором и эксклюзивным представителем в России производителя высокотехнологичных и надежных решений для передачи СВЧ сигналов «FORSTAR».



JONHON

«JONHON» (основан в 1970 г.)

Разъемы специального, военного и аэрокосмического назначения:

(Применяются в военной, авиационной, аэрокосмической, морской, железнодорожной, горно- и нефтедобывающей отраслях промышленности)

«FORSTAR» (основан в 1998 г.)

ВЧ соединители, коаксиальные кабели, кабельные сборки и микроволновые компоненты:

(Применяются в телекоммуникациях гражданского и специального назначения, в средствах связи, РЛС, а так же военной, авиационной и аэрокосмической отраслях промышленности).



Телефон: 8 (812) 309-75-97 (многоканальный)

Факс: 8 (812) 320-03-32

Электронная почта: ocean@oceanchips.ru

Web: <http://oceanchips.ru/>

Адрес: 198099, г. Санкт-Петербург, ул. Калинина, д. 2, корп. 4, лит. А