

Type MLP 85 °C Flatpack, Ultra Long Life, Aluminum Electrolytic

Very Low Profile



The MLP's high-energy storage and box-shape make it perfect for voltage holdup or filtering in military SEM-E modules, telecom circuit packs and computer cards. The MLP delivers up to 20 joules of energy storage in a 1/2" height with 50 year's life at +45 °C. You can readily heatsink it to double the ripple-current capability. The MLP is the square-peg component that fits the square-holes in electronic assemblies.

Highlights

- Low-profile replacement for snap-ins
- Double the ripple capability with a heatsink
- Nearly hermetic welded seal assures 50-year life
- Withstands more than 80,000 feet altitude

Specifications

| Temperature Range | -55°C to +85°C ≤250 Vdc -40°C to +85°C ≥300 Vdc | | | | | | | | | | | | | | | | | | | | | | | | | | | | | | | | | | | | | | | | | | | | |
|---------------------------------|--|-------|--------|--------|-------|-------|-------------|------|------|------|------|-------|-------|-------|-------|-------|------|------|------|------|------|--|-------|-------|--------|--------|-------|-------|-------------|-------------|------|------|------|------|------|------|------|-------------|------|------|------|------|------|------|------|
| Rated Voltage Range | 7.5 Vdc to 450 Vdc | | | | | | | | | | | | | | | | | | | | | | | | | | | | | | | | | | | | | | | | | | | | |
| Capacitance Range | 110 µF to 47,000 µF | | | | | | | | | | | | | | | | | | | | | | | | | | | | | | | | | | | | | | | | | | | | |
| Capacitance Tolerance | ±20% | | | | | | | | | | | | | | | | | | | | | | | | | | | | | | | | | | | | | | | | | | | | |
| Leakage Current | ≤ 0.002 CV µA, @ 25 °C and 5 min. | | | | | | | | | | | | | | | | | | | | | | | | | | | | | | | | | | | | | | | | | | | | |
| Ripple Current Multipliers | <p>Ambient Temperature, No Heatsink</p> <table border="1"> <thead> <tr> <th>45 °C</th> <th>55 °C</th> <th>65 °C</th> <th>75 °C</th> <th>85 °C</th> </tr> </thead> <tbody> <tr> <td>1.00</td> <td>0.90</td> <td>0.75</td> <td>0.56</td> <td>0.27</td> </tr> </tbody> </table> <p>Case Temperature</p> <table border="1"> <thead> <tr> <th>45 °C</th> <th>55 °C</th> <th>65 °C</th> <th>75 °C</th> <th>85 °C</th> </tr> </thead> <tbody> <tr> <td>3.79</td> <td>3.32</td> <td>2.77</td> <td>2.08</td> <td>1.00</td> </tr> </tbody> </table> <p>Frequency</p> <table border="1"> <thead> <tr> <th></th> <th>50 Hz</th> <th>60 Hz</th> <th>120 Hz</th> <th>360 Hz</th> <th>1 kHz</th> <th>5 kHz</th> <th>10 kHz & up</th> </tr> </thead> <tbody> <tr> <th>7.5 to 63 V</th> <td>0.94</td> <td>0.95</td> <td>1.00</td> <td>1.04</td> <td>1.05</td> <td>1.06</td> <td>1.06</td> </tr> <tr> <th>80 to 450 V</th> <td>0.80</td> <td>0.85</td> <td>1.00</td> <td>1.17</td> <td>1.24</td> <td>1.28</td> <td>1.29</td> </tr> </tbody> </table> | 45 °C | 55 °C | 65 °C | 75 °C | 85 °C | 1.00 | 0.90 | 0.75 | 0.56 | 0.27 | 45 °C | 55 °C | 65 °C | 75 °C | 85 °C | 3.79 | 3.32 | 2.77 | 2.08 | 1.00 | | 50 Hz | 60 Hz | 120 Hz | 360 Hz | 1 kHz | 5 kHz | 10 kHz & up | 7.5 to 63 V | 0.94 | 0.95 | 1.00 | 1.04 | 1.05 | 1.06 | 1.06 | 80 to 450 V | 0.80 | 0.85 | 1.00 | 1.17 | 1.24 | 1.28 | 1.29 |
| 45 °C | 55 °C | 65 °C | 75 °C | 85 °C | | | | | | | | | | | | | | | | | | | | | | | | | | | | | | | | | | | | | | | | | |
| 1.00 | 0.90 | 0.75 | 0.56 | 0.27 | | | | | | | | | | | | | | | | | | | | | | | | | | | | | | | | | | | | | | | | | |
| 45 °C | 55 °C | 65 °C | 75 °C | 85 °C | | | | | | | | | | | | | | | | | | | | | | | | | | | | | | | | | | | | | | | | | |
| 3.79 | 3.32 | 2.77 | 2.08 | 1.00 | | | | | | | | | | | | | | | | | | | | | | | | | | | | | | | | | | | | | | | | | |
| | 50 Hz | 60 Hz | 120 Hz | 360 Hz | 1 kHz | 5 kHz | 10 kHz & up | | | | | | | | | | | | | | | | | | | | | | | | | | | | | | | | | | | | | | |
| 7.5 to 63 V | 0.94 | 0.95 | 1.00 | 1.04 | 1.05 | 1.06 | 1.06 | | | | | | | | | | | | | | | | | | | | | | | | | | | | | | | | | | | | | | |
| 80 to 450 V | 0.80 | 0.85 | 1.00 | 1.17 | 1.24 | 1.28 | 1.29 | | | | | | | | | | | | | | | | | | | | | | | | | | | | | | | | | | | | | | |
| Low Temperature Characteristics | <p>Impedance ratio: $Z_{-55^{\circ}\text{C}}/Z_{+25^{\circ}\text{C}}$ ≤ 10 (7.5 - 20 Vdc) ≤ 2 (25 - 250 Vdc) Impedance ratio: $Z_{-20^{\circ}\text{C}}/Z_{+25^{\circ}\text{C}}$ ≤ 4 (300-450Vdc)</p> | | | | | | | | | | | | | | | | | | | | | | | | | | | | | | | | | | | | | | | | | | | | |
| Endurance Life Test | 2000 h @ full load at +85 °C Δ Capacitance ±10% ESR 200% of limit DCL 100% of limit | | | | | | | | | | | | | | | | | | | | | | | | | | | | | | | | | | | | | | | | | | | | |
| Shelf Life Test | 500 h at 85 °C Capacitance 100% of limit ESR 100% of limit DCL 100% of limit | | | | | | | | | | | | | | | | | | | | | | | | | | | | | | | | | | | | | | | | | | | | |
| Vibration | 10 Hz to 2 kHz, 0.06" pp max and 10g. MIL-STD-202, Meth. 204 | | | | | | | | | | | | | | | | | | | | | | | | | | | | | | | | | | | | | | | | | | | | |

Type MLP 85 °C Flatpack, Ultra Long Life, Aluminum Electrolytic

Very Low Profile

| | | | | | |
|---------------------------|--|--------------------|-------------|-------------|-------------|
| Thermal Resistance | Large Sides Heatsinked | Case Length | 1.5" | 2.0" | 3.0" |
| | | Insulation | °C/W | °C/W | °C/W |
| | one | None | 3.0 | 1.8 | 1.2 |
| | | Polyester | 4.3 | 2.6 | 1.7 |
| both | None | 2.8 | 1.7 | 1.1 | |
| | Polyester | 4.0 | 2.4 | 1.6 | |
| ESL | <30 nH measured 1/4" from case at 1 MHz | | | | |
| Weight | Case EK 30 g typical Case EA 42 g typical Case EB 66 g typical | | | | |
| Terminals | 18 AWG copper wire with 60/40 tin-lead electroplate, 20 amps max | | | | |
| Double the Ripple Current | Attach the MLP to an external heatsink and you can easily double the ripple current capability and assure long life through cooler operation. The broad, flat top and bottom on the MLP are ideal for cooling the capacitor and removing the heat caused by ripple current. | | | | |
| Ripple Current Capability | The ripple current capability is set by the maximum permissible internal core temperature, 88 °C. This assures that the case does not inflate beyond 0.5 inch height. | | | | |
| Air Cooled | The ripple currents in the ratings tables are for 85 °C case temperatures. For air temperatures without a heatsink use the multipliers Ambient Temperature, No Heatsink. | | | | |
| Heatsink Cooled | Temperature rise from the internal hottest spot, the core, to ambient air is $\Delta T = I^2(ESR)(\theta_{cc} + \theta_{ca})$ where θ_{cc} is the thermal resistance from core to case and θ_{ca} from case to ambient. To calculate maximum ripple capability with the MLP attached to a heatsink use the maximum core temperature and the values for θ_{cc} . | | | | |
| Example | As an illustration, suppose you operate an insulated MLP332M080EB1C in 65 °C air and attach it to a commercial heatsink with a free-air thermal resistance of 2.7 °C/W. Use a good thermal grease between the MLP and the heatsink, and the total thermal resistance is 2.7 +1.7 or 4.4 °C/W. The power which would heat the core to 88 °C is (88-65)/4.4 or 4.75 W. For an ESR of 31 mΩ, 4.7 W equates to a ripple current of 12.3 A. | | | | |

Part Numbering System

| | | | | | | |
|-------------|-----------------------------|------------------|----------------------|---|-------------------------------|---|
| MLP | 102 | M | 200 | EB | 0 | A |
| Type | Capacitance | Tolerance | Rated Voltage | Case Code | Insulation | Mounting Style |
| MLP | 821=820 μF 102 = 1000 μF | M=±20% | Vdc | EK, L=1.5 in. EA, L=2.0 in. EB, L=3.0 in. | 0 = bare can 1 = polyester | A = mounting tabs B = four leads C = two leads/no tabs D = hook leads/tabs E = hook leads/no tabs |

Type MLP 85 °C Flatpack, Ultra Long Life, Aluminum Electrolytic

Very Low Profile

Outline Drawings

Style A: Mounting Tabs

Mounting tabs and negative lead are welded to the case.



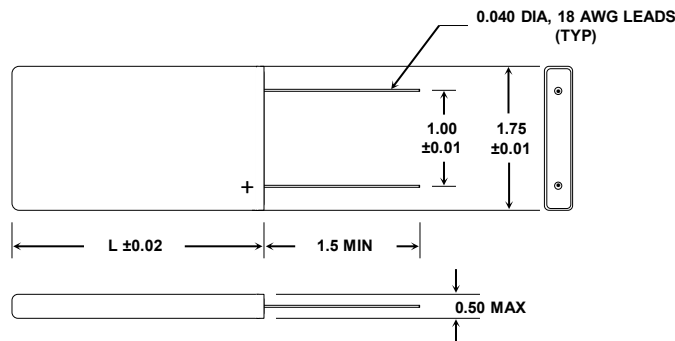
Style B: Four Leads

Three negative leads are welded to the case.



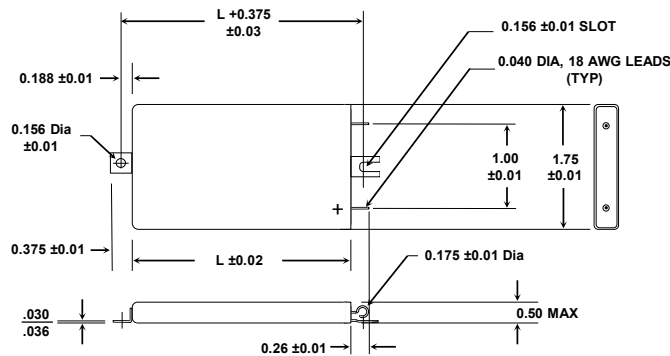
Style C: No Tabs

The negative lead is welded to the case.



Style D: Hook Leads

Mounting tabs and negative lead are welded to the case.



| Case Code | Length L (in) | Weight (g) |
|-----------|---------------|------------|
| EK | 1.5 | 30 |
| EA | 2.0 | 42 |
| EB | 3.0 | 66 |

Type MLP 85 °C Flatpack, Ultra Long Life, Aluminum Electrolytic

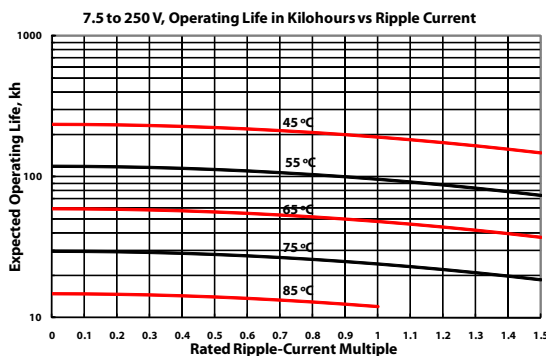
Very Low Profile

Ratings

| Cap. (µF) | Catalog Part Number | ESR max 25 °C (mΩ) | | Ripple (A) Case @ 85 °C | | Length (Inches) |
|-------------------------------|---------------------|--------------------|--------|-------------------------|--------|-----------------|
| | | 120 Hz | 20 kHz | 120 Hz | 20 kHz | |
| 7.5 Vdc (10 Vdc Surge) | | | | | | |
| 19,000 | MLP193M7R5EK0A | 76 | 66 | 4.2 | 4.5 | 1.5 |
| 28,000 | MLP283M7R5EA0A | 50 | 44 | 5.8 | 6.2 | 2.0 |
| 47,000 | MLP473M7R5EB0A | 30 | 26 | 9.1 | 9.8 | 3.0 |
| 10 Vdc (13 Vdc Surge) | | | | | | |
| 17000 | MLP173M010EK0A | 77 | 67 | 4.2 | 4.5 | 1.5 |
| 26000 | MLP263M010EA0A | 51 | 45 | 5.8 | 6.1 | 2.0 |
| 43000 | MLP433M010EB0A | 30 | 27 | 9.0 | 9.6 | 3.0 |
| 16 Vdc (20 Vdc Surge) | | | | | | |
| 13000 | MLP133M016EK0A | 81 | 69 | 4.1 | 4.4 | 1.5 |
| 21000 | MLP213M016EA0A | 53 | 46 | 5.7 | 6.1 | 2.0 |
| 38000 | MLP383M016EB0A | 31 | 27 | 9.0 | 9.6 | 3.0 |
| 20 Vdc (25 Vdc Surge) | | | | | | |
| 9600 | MLP962M020EK0A | 84 | 69 | 4.0 | 4.4 | 1.5 |
| 14000 | MLP143M020EA0A | 56 | 46 | 5.5 | 6.1 | 2.0 |
| 24000 | MLP243M020EB0A | 33 | 27 | 8.7 | 9.6 | 3.0 |
| 25 Vdc (30 Vdc Surge) | | | | | | |
| 8000 | MLP802M025EK0A | 87 | 69 | 3.9 | 4.4 | 1.5 |
| 12000 | MLP123M025EA0A | 57 | 46 | 5.5 | 6.1 | 2.0 |
| 20000 | MLP203M025EB0A | 34 | 27 | 8.6 | 9.6 | 3.0 |
| 35 Vdc (50 Vdc Surge) | | | | | | |
| 5600 | MLP562M035EK0A | 90 | 70 | 3.4 | 4.4 | 1.5 |
| 8400 | MLP842M035EA0A | 59 | 46 | 5.4 | 6.1 | 2.0 |
| 14000 | MLP143M035EB0A | 35 | 27 | 8.4 | 9.6 | 3.0 |
| 50 Vdc (63 Vdc Surge) | | | | | | |
| 4400 | MLP442M050EK0A | 97 | 70 | 3.7 | 4.4 | 1.5 |
| 6600 | MLP662M050EA0A | 62 | 46 | 5.2 | 6.1 | 2.0 |
| 11000 | MLP113M050EB0A | 36 | 27 | 8.3 | 9.6 | 3.0 |
| 63 Vdc (75 Vdc Surge) | | | | | | |
| 2200 | MLP222M063EK0A | 101 | 76 | 3.7 | 4.2 | 1.5 |
| 3300 | MLP332M063EA0A | 64 | 50 | 5.2 | 5.8 | 2.0 |
| 5600 | MLP562M063EB0A | 36 | 29 | 8.3 | 9.3 | 3.0 |
| 80 Vdc (100 Vdc Surge) | | | | | | |
| 1500 | MLP152M080EK0A | 106 | 77 | 3.6 | 4.2 | 1.5 |
| 2100 | MLP212M080EA0A | 72 | 52 | 4.9 | 5.7 | 2.0 |
| 3300 | MLP332M080EB0A | 44 | 31 | 7.5 | 9.0 | 3.0 |

| Cap. (µF) | Catalog Part Number | ESR max 25 °C (mΩ) | | Ripple (A) Case @ 85 °C | | Length (Inches) |
|--------------------------------|---------------------|--------------------|--------|-------------------------|--------|-----------------|
| | | 120 Hz | 20 kHz | 120 Hz | 20 kHz | |
| 100 Vdc (125 Vdc Surge) | | | | | | |
| 1100 | MLP112M100EK0A | 112 | 78 | 3.5 | 4.2 | 1.5 |
| 1600 | MLP162M100EA0A | 76 | 54 | 4.7 | 5.6 | 2.0 |
| 2700 | MLP272M100EB0A | 46 | 33 | 7.4 | 8.7 | 3.0 |
| 150 Vdc (180 Vdc Surge) | | | | | | |
| 500 | MLP501M150EK0A | 355 | 248 | 1.9 | 2.3 | 1.5 |
| 770 | MLP771M150EA0A | 238 | 166 | 2.7 | 3.2 | 2.0 |
| 1300 | MLP132M150EB0A | 143 | 100 | 4.2 | 5.0 | 3.0 |
| 200 Vdc (250 Vdc Surge) | | | | | | |
| 400 | MLP401M200EK0A | 388 | 253 | 1.9 | 2.3 | 1.5 |
| 600 | MLP601M200EA0A | 261 | 168 | 2.6 | 3.2 | 2.0 |
| 1000 | MLP102M200EB0A | 158 | 100 | 3.8 | 5.0 | 3.0 |
| 250 Vdc (300 Vdc Surge) | | | | | | |
| 330 | MLP331M250EK0A | 426 | 258 | 1.8 | 2.3 | 1.5 |
| 490 | MLP491M250EA0A | 285 | 172 | 2.4 | 3.1 | 2.0 |
| 820 | MLP821M250EB0A | 172 | 103 | 3.8 | 4.9 | 3.0 |
| 300 Vdc (350 Vdc Surge) | | | | | | |
| 220 | MLP221M300EK0A | 597 | 393 | 1.5 | 1.9 | 1.5 |
| 330 | MLP331M300EA0A | 399 | 262 | 2.1 | 2.5 | 2.0 |
| 560 | MLP561M300EB0A | 240 | 157 | 3.2 | 4.0 | 3.0 |
| 350 Vdc (400 Vdc Surge) | | | | | | |
| 150 | MLP151M350EK0A | 1000 | 734 | 1.2 | 1.4 | 1.5 |
| 220 | MLP221M350EA0A | 683 | 503 | 1.6 | 1.8 | 2.0 |
| 370 | MLP371M350EB0A | 420 | 310 | 2.3 | 2.8 | 3.0 |
| 400 Vdc (450 Vdc Surge) | | | | | | |
| 130 | MLP131M400EK0A | 1320 | 970 | 1.0 | 1.2 | 1.5 |
| 200 | MLP201M400EA0A | 882 | 648 | 1.4 | 1.6 | 2.0 |
| 330 | MLP331M400EB0A | 530 | 390 | 2.1 | 2.5 | 3.0 |
| 420 Vdc (475 Vdc Surge) | | | | | | |
| 130 | MLP131M420EK0A | 1320 | 970 | 1.0 | 1.2 | 1.5 |
| 200 | MLP201M420EA0A | 882 | 648 | 1.4 | 1.6 | 2.0 |
| 330 | MLP331M420EB0A | 530 | 390 | 2.1 | 2.5 | 3.0 |
| 450 Vdc (500 Vdc Surge) | | | | | | |
| 110 | MLP111M450EK0A | 1456 | 1190 | 0.96 | 1.1 | 1.5 |
| 170 | MLP171M450EA0A | 973 | 797 | 1.3 | 1.5 | 2.0 |
| 280 | MLP281M450EB0A | 585 | 480 | 2.0 | 2.3 | 3.0 |

Typical Performance Curves



Type MLP 85 °C Flatpack, Ultra Long Life, Aluminum Electrolytic

Very Low Profile

Typical Performance Curves



Компания «Океан Электроники» предлагает заключение долгосрочных отношений при поставках импортных электронных компонентов на взаимовыгодных условиях!

Наши преимущества:

- Поставка оригинальных импортных электронных компонентов напрямую с производств Америки, Европы и Азии, а так же с крупнейших складов мира;
- Широкая линейка поставок активных и пассивных импортных электронных компонентов (более 30 млн. наименований);
- Поставка сложных, дефицитных, либо снятых с производства позиций;
- Оперативные сроки поставки под заказ (от 5 рабочих дней);
- Экспресс доставка в любую точку России;
- Помощь Конструкторского Отдела и консультации квалифицированных инженеров;
- Техническая поддержка проекта, помощь в подборе аналогов, поставка прототипов;
- Поставка электронных компонентов под контролем ВП;
- Система менеджмента качества сертифицирована по Международному стандарту ISO 9001;
- При необходимости вся продукция военного и аэрокосмического назначения проходит испытания и сертификацию в лаборатории (по согласованию с заказчиком);
- Поставка специализированных компонентов военного и аэрокосмического уровня качества (Xilinx, Altera, Analog Devices, Intersil, Interpoint, Microsemi, Actel, Aeroflex, Peregrine, VPT, Syfer, Eurofarad, Texas Instruments, MS Kennedy, Miteq, Cobham, E2V, MA-COM, Hittite, Mini-Circuits, General Dynamics и др.);

Компания «Океан Электроники» является официальным дистрибьютором и эксклюзивным представителем в России одного из крупнейших производителей разъемов военного и аэрокосмического назначения «JONHON», а так же официальным дистрибьютором и эксклюзивным представителем в России производителя высокотехнологичных и надежных решений для передачи СВЧ сигналов «FORSTAR».



JONHON

«JONHON» (основан в 1970 г.)

Разъемы специального, военного и аэрокосмического назначения:

(Применяются в военной, авиационной, аэрокосмической, морской, железнодорожной, горно- и нефтедобывающей отраслях промышленности)

«FORSTAR» (основан в 1998 г.)

ВЧ соединители, коаксиальные кабели, кабельные сборки и микроволновые компоненты:

(Применяются в телекоммуникациях гражданского и специального назначения, в средствах связи, РЛС, а так же военной, авиационной и аэрокосмической отраслях промышленности).



Телефон: 8 (812) 309-75-97 (многоканальный)

Факс: 8 (812) 320-03-32

Электронная почта: ocean@oceanchips.ru

Web: <http://oceanchips.ru/>

Адрес: 198099, г. Санкт-Петербург, ул. Калинина, д. 2, корп. 4, лит. А