

# Features

- Compact AC-DC power supply
- 20 Watt PCB mount package
- Universal input voltage range
- 3KVAC / 1 minute isolation
- Low output ripple and noise
- Short circuit protected
- Anti-vibration mechanical fixing

# Regulated Converter



## RAC20-B

20 Watt  
Single  
Output



EN60950-1 certified  
EN55032 compliant  
EN55024 compliant

### Description

Compact switching AC/DC power module for PCB, screw-terminal connection or DIN-rail mounting. The converter is pin compatible with the RAC05-SB, RAC10-SB and RAC20-SN models. A threaded insert is provided for additional mechanical fixing.

## Consider RAC20-K series for new designs

### Selection Guide

Part Number	Input Voltage Range [VAC]	Output Voltage [VDC]	Output Current [mA]	Efficiency typ. <sup>(1)</sup> [%]	Max. Capacitive Load [µF]	Output Power max. [W]
RAC20-3.3SB <sup>(2)</sup>	90 - 264	3.3	3600	74	4500	11.9
RAC20-05SB <sup>(2)</sup>	90 - 264	5	3600	78	3500	18
RAC20-12SB <sup>(2)</sup>	90 - 264	12	1660	82	1800	20
RAC20-15SB <sup>(2)</sup>	90 - 264	15	1330	83	1500	20
RAC20-24SB <sup>(2)</sup>	90 - 264	24	833	83	1200	20

#### Notes:

Note1: Efficiency is tested at nominal input and full load at +25°C ambient

### Model Numbering



#### Notes:

Note2: no suffix for standard package (THT)  
add suffix "ST" for screw terminal module

#### Ordering Examples:

RAC20-05SB	20 Watt	5Vout	Single Output	THT
RAC20-24SB-ST	20 Watt	24Vout	Single Output	Screw Terminal

**Specifications** (measured @ Ta= 25°C, nom. Vin, full load and after warm-up unless otherwise stated)

**BASIC CHARACTERISTICS**

Parameter	Condition		Min.	Typ.	Max.
Input Voltage Range <sup>(3)</sup>	nom. Vin = 230VAC		90VAC 120VDC	230VAC	264VAC 370VDC
Input Current	115VAC 230VAC				385mA 250mA
Inrush Current	2ms max., cold start	115VAC 230VAC			20A 40A
No load Power Consumption	115VAC/230VAC				470mW
Input Frequency Range	AC Input		47Hz		440Hz
Minimum Load			0%		
Hold-up Time	115VAC 230VAC		12ms 56ms		
Internal Operating Frequency			100kHz		130kHz
Output Ripple and Noise <sup>(4)</sup>	20MHz BW	Noise (3.3Vout, 5Vout) Ripple (3.3Vout, 5Vout) Ripple and Noise (Others)			75mVp-p 120mVp-p 1.0% Vout
<p><b>Notes:</b></p> <p>Note3: The products were submitted for safety files at AC-Input operation</p> <p>Note4: Measurements are made with a 0.1µF and 47µF MLCC across output (low ESR)</p>					

**REGULATIONS**

Parameter	Condition	Value
Output Accuracy		±2.0% max.
Line Regulation	low line to high line, full load	±0.5% typ.
Load Regulation <sup>(5)</sup>	5% to 100% load	1.0% typ.
<p><b>Notes:</b></p> <p>Note5: Operation below 5% load will not harm the converter, but specifications may not be met</p>		

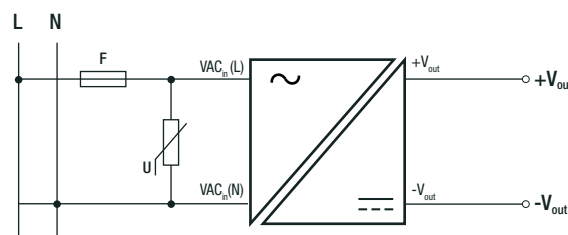
**PROTECTIONS**

Parameter	Type	Value
Short Circuit Protection (SCP)		Hiccup mode, auto recovery
Over Voltage Protection (OVP)		zener diode clamp
Over Voltage Category		OVC II
Isolation Voltage <sup>(6)</sup>	I/P to O/P	tested for 1 minute 3kVAC
Isolation Resistance		100MΩ min.
Leakage Current		0.75mA max.

**Notes:**

Note6: Refer to local safety regulations if input over-current protection is also required. Recommended fuse: slow blow type

Note7: An external MOV is recommended. The varistor should comply with IEC-61051-2. e.g. 14S471K series

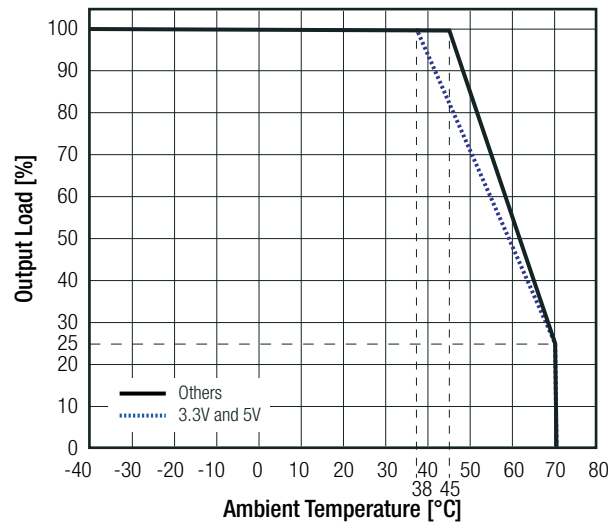


**Specifications** (measured @ Ta= 25°C, nom. Vin, full load and after warm-up unless otherwise stated)

ENVIRONMENTAL			
Parameter	Condition		Value
Operating Temperature Range	@ natural convection 0.1m/s	full load (3.3V, 5V)	-40°C to +38°C
		full load (others)	-40°C to +45°C
		refer to derating graph	-40°C to +70°C
Temperature Coefficient			±0.02%/K typ.
Operating Humidity	non-condensing		95% RH max.
MTBF	according to MIL-HDBK-217F, G.B.	+25°C	>400 x 10 <sup>3</sup> hours

**Derating Graph**

(@ Chamber and natural convection 0.1m/s)



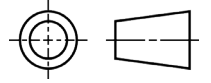
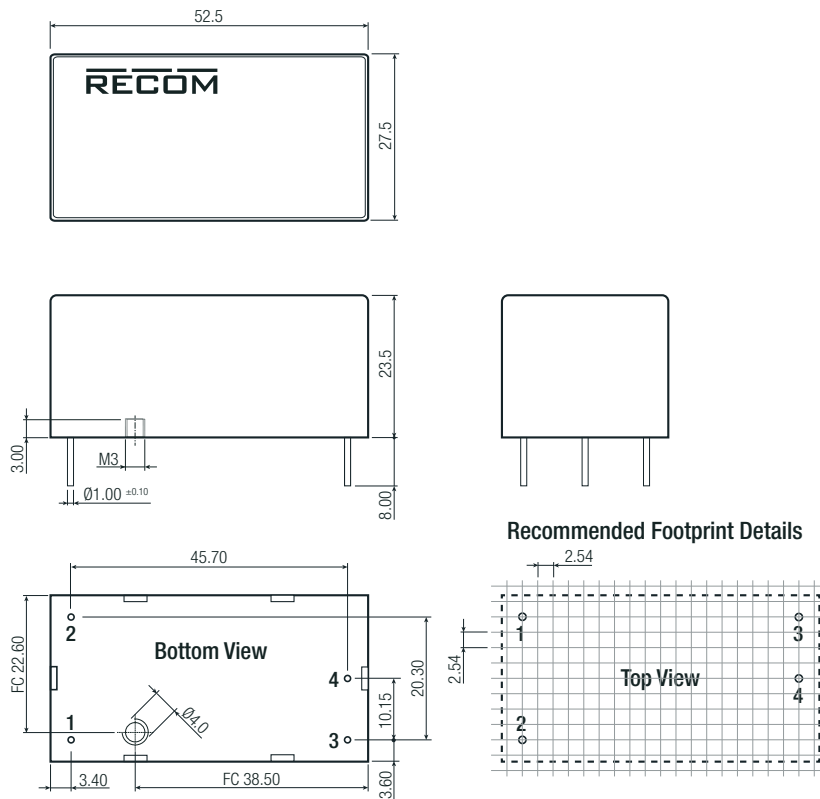
SAFETY AND CERTIFICATIONS		
Certificate Type (Safety)	Report / File Number	Standard
Information Technology Equipment, General Requirements for Safety		EN60950-1:2006 + A2:2013
EAC Safety of Low Voltage Equipment	RU-AT.49.09571	TP TC 004/2011
RoHS 2+		RoHS-2011/65/EU + AM-2015/863
EMC Compliance		
EMC Compliance	Condition	Standard / Criterion
Electromagnetic compatibility of multimedia equipment – Emission Requirements		EN55032:2015, Class B
Information technology equipment - Immunity characteristics - Limits and methods of measurement		EN55024:2010 + A1:2015
Limits for harmonic current emissions		EN61000-3-2: 2014
Limitation of voltage fluctuations/flicker in low-voltage systems		EN61000-3-3: 2013

DIMENSION AND PHYSICAL CHARACTERISTICS		
Parameter	Type	Value
Material	case	epoxy with fibreglass (UL94V-0)
Dimension (LxWxH)	standard	52.5 x 27.5 x 23.5mm
	with suffix "-ST"	96.0 x 53.9 x 29.1mm
Weight	standard	58g typ.
	with suffix "-ST"	122g typ.

continued on next page

Specifications (measured @ Ta= 25°C, nom. Vin, full load and after warm-up unless otherwise stated)

### Dimension Drawing (mm)



### Pinning information

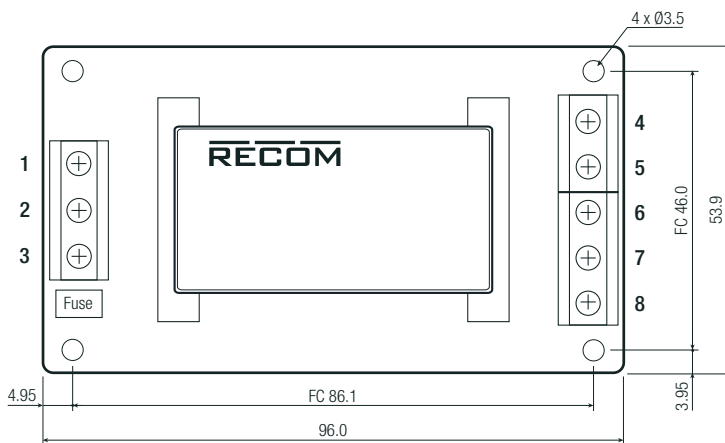
Pin #	Single
1	VAC in (N)
2	VAC in (L)
3	+Vout
4	-Vout

recommended tightening torque = 1.21Nm max.

FX= fixing centers

Tolerance: xx.x= ±0.5mm  
xx.xx= ±0.25mm

### Screw Terminal Module "ST" version



### Screw terminal information

#	Single
1	NC
2	VAC in (N)
3	VAC in (L)
4	NC
5	+Vout
6	-Vout
7	NC
8	NC

7.5mm Pitch

suitable wire: 24-12AWG (0.5-2.5mm<sup>2</sup>)

wire stripping length: 7mm typ.


recommended tightening torque: 0.5Nm

NC = No Connection

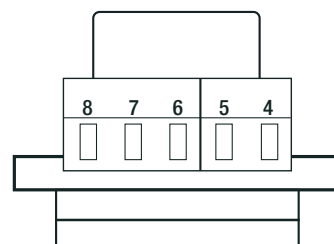
FC = Fixing Centers

Tolerance: xx.x= ±0.5mm

xx.xx= ±0.25mm



removable DIN RAIL Mounting Bracket



**Specifications** (measured @ Ta= 25°C, nom. Vin, full load and after warm-up unless otherwise stated)

PACKAGING INFORMATION			
Parameter	Type		Value
Packaging Dimension (LxWxH)	cardboard box	standard	260.0 x 70.0 x 42.0mm
		with suffix "-ST"	119.0 x 64.0 x 54.0mm
Packaging Quantity	standard		8pcs
	with suffix "-ST"		1pcs
Storage Temperature Range			-40°C to +85°C
Storage Humidity	non-condensing		95% RH

The product information and specifications may be subject to changes even without prior written notice. The product has been designed for various applications; its suitability lies in the responsibility of each customer. The products are not authorized for use in safety-critical applications without RECOM's explicit written consent. A safety-critical application is an application where a failure may reasonably be expected to endanger or cause loss of life, inflict bodily harm or damage property. The applicant shall indemnify and hold harmless RECOM, its affiliated companies and its representatives against any damage claims in connection with the unauthorized use of RECOM products in such safety-critical applications.

Компания «Океан Электроники» предлагает заключение долгосрочных отношений при поставках импортных электронных компонентов на взаимовыгодных условиях!

Наши преимущества:

- Поставка оригинальных импортных электронных компонентов напрямую с производств Америки, Европы и Азии, а так же с крупнейших складов мира;
- Широкая линейка поставок активных и пассивных импортных электронных компонентов (более 30 млн. наименований);
- Поставка сложных, дефицитных, либо снятых с производства позиций;
- Оперативные сроки поставки под заказ (от 5 рабочих дней);
- Экспресс доставка в любую точку России;
- Помощь Конструкторского Отдела и консультации квалифицированных инженеров;
- Техническая поддержка проекта, помощь в подборе аналогов, поставка прототипов;
- Поставка электронных компонентов под контролем ВП;
- Система менеджмента качества сертифицирована по Международному стандарту ISO 9001;
- При необходимости вся продукция военного и аэрокосмического назначения проходит испытания и сертификацию в лаборатории (по согласованию с заказчиком);
- Поставка специализированных компонентов военного и аэрокосмического уровня качества (Xilinx, Altera, Analog Devices, Intersil, Interpoint, Microsemi, Actel, Aeroflex, Peregrine, VPT, Syfer, Eurofarad, Texas Instruments, MS Kennedy, Miteq, Cobham, E2V, MA-COM, Hittite, Mini-Circuits, General Dynamics и др.);

Компания «Океан Электроники» является официальным дистрибьютором и эксклюзивным представителем в России одного из крупнейших производителей разъемов военного и аэрокосмического назначения «JONHON», а так же официальным дистрибьютором и эксклюзивным представителем в России производителя высокотехнологичных и надежных решений для передачи СВЧ сигналов «FORSTAR».



## JONHON

«JONHON» (основан в 1970 г.)

Разъемы специального, военного и аэрокосмического назначения:

(Применяются в военной, авиационной, аэрокосмической, морской, железнодорожной, горно- и нефтедобывающей отраслях промышленности)

«FORSTAR» (основан в 1998 г.)

ВЧ соединители, коаксиальные кабели, кабельные сборки и микроволновые компоненты:

(Применяются в телекоммуникациях гражданского и специального назначения, в средствах связи, РЛС, а так же военной, авиационной и аэрокосмической отраслях промышленности).



Телефон: 8 (812) 309-75-97 (многоканальный)

Факс: 8 (812) 320-03-32

Электронная почта: [ocean@oceanchips.ru](mailto:ocean@oceanchips.ru)

Web: <http://oceanchips.ru/>

Адрес: 198099, г. Санкт-Петербург, ул. Калинина, д. 2, корп. 4, лит. А