

FLK.../EZ-DR...

VARIOFACE System Cable With Flat-Ribbon Cable Connector

INTERFACE

Data Sheet
100018_en_02

© PHOENIX CONTACT - 12/2007



1 Description

Using VARIOFACE modules (see INTERFACE catalog), pre-assembled flat-ribbon cables provide a quick and easy connection between the control and field level. The cables are pre-assembled with male connector strips according to IEC 60603-1/DIN 41651 at both ends (1:1 connection). The following number of positions are available in various lengths:

- Unshielded version: 10, 14, 16, 20, 26, 34, 40, and 50 pos.
- Shielded version: 14, 16, 40, and 50 pos.

System Cable Color Code FLK.../EZ-DR.../KONFEK and FLK.../EZ-DR.../KONFEK/S

| Number of Wires | PIN | Wire Color |
|-----------------|-----|--------------|
| 10-pos. | 1 | black |
| | 2 | brown |
| | 3 | red |
| | 4 | orange |
| | 5 | yellow |
| | 6 | green |
| | 7 | blue |
| | 8 | violet |
| | 9 | gray |
| | 10 | white |
| 14-pos. | 11 | white-black |
| | 12 | white-brown |
| | 13 | white-red |
| | 14 | white-orange |
| 16-pos. | 15 | white-yellow |
| | 16 | white-green |

| Number of Wires | PIN | Wire Color | |
|-----------------|---------|--------------|---------------|
| 20-pos. | 17 | white-blue | |
| | 18 | white-violet | |
| | 19 | white-gray | |
| | 20 | brown-black | |
| | 21 | brown-red | |
| | 22 | brown-orange | |
| | 23 | brown-yellow | |
| | 24 | brown-green | |
| | 25 | brown-blue | |
| | 26 | brown-violet | |
| 26-pos. | 27 | brown-gray | |
| | 28 | brown-white | |
| | 29 | green-black | |
| | 30 | green-brown | |
| | 31 | green-red | |
| | 32 | green-orange | |
| | 33 | green-blue | |
| | 34 | green-violet | |
| | 34-pos. | 35 | green-gray |
| | | 36 | green-white |
| 37 | | yellow-black | |
| 38 | | yellow-brown | |
| 39 | | yellow-red | |
| 40-pos. | | 40 | yellow-orange |
| | | 41 | yellow-blue |
| | | 42 | yellow-violet |
| | | 43 | yellow-gray |
| | | 44 | yellow-white |
| | 45 | gray-black | |
| | 46 | gray-brown | |
| | 47 | gray-red | |
| | 48 | gray-orange | |
| | 49 | gray-yellow | |
| 50-pos. | 50 | gray-green | |



Make sure you always use the latest documentation. It can be downloaded at www.download.phoenixcontact.com. A conversion table is available on the Internet at www.download.phoenixcontact.com/general/7000_en_00.pdf.



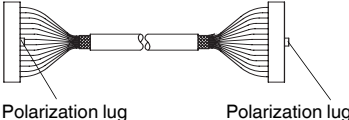
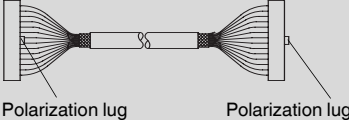
This data sheet is valid for all products listed on the following page:

2 Unshielded System Cable With Flat-Ribbon Cable Connector

- 1:1 connection
- Pre-assembled round cable in fixed lengths
- Special lengths can be defined using the order key (see page 6)



2.1 Ordering Data

| Description | No. of pos. | Cable length | Type | Order No. | Pcs./Pkt |
|---|-------------|--------------|--------------------------|-----------|----------|
| Assembled round cable, with two 10-pos. socket strips in fixed lengths | 10 | 0.5 m | FLK 10/EZ-DR/ 50/KONFEK | 2299204 | 1 |
| | 10 | 1.0 m | FLK 10/EZ-DR/100/KONFEK | 2299217 | 1 |
| Straight socket strips fitted at both ends: | 10 | 1.5 m | FLK 10/EZ-DR/150/KONFEK | 2299220 | 1 |
|  | 10 | 2.0 m | FLK 10/EZ-DR/200/KONFEK | 2299233 | 1 |
| | 10 | 3.0 m | FLK 10/EZ-DR/300/KONFEK | 2299246 | 1 |
| | 10 | 4.0 m | FLK 10/EZ-DR/400/KONFEK | 2299259 | 1 |
| | 10 | 6.0 m | FLK 10/EZ-DR/600/KONFEK | 2299262 | 1 |
| | 10 | 8.0 m | FLK 10/EZ-DR/800/KONFEK | 2299275 | 1 |
| | 10 | 10.0 m | FLK 10/EZ-DR/1000/KONFEK | 2299288 | 1 |
| Assembled round cable, with two 14-pos. socket strips in fixed lengths | 14 | 0.3 m | FLK 14/EZ-DR/ 30/KONFEK | 2295729 | 5 |
| | 14 | 0.5 m | FLK 14/EZ-DR/ 50/KONFEK | 2288901 | 5 |
| Straight socket strips fitted at both ends: | 14 | 1.0 m | FLK 14/EZ-DR/100/KONFEK | 2288914 | 1 |
|  | 14 | 1.5 m | FLK 14/EZ-DR/150/KONFEK | 2288927 | 1 |
| | 14 | 2.0 m | FLK 14/EZ-DR/200/KONFEK | 2288930 | 1 |
| | 14 | 2.5 m | FLK 14/EZ-DR/250/KONFEK | 2288943 | 1 |
| | 14 | 3.0 m | FLK 14/EZ-DR/300/KONFEK | 2288956 | 1 |
| | 14 | 3.5 m | FLK 14/EZ-DR/350/KONFEK | 2288969 | 1 |
| | 14 | 4.0 m | FLK 14/EZ-DR/400/KONFEK | 2288972 | 1 |
| | 14 | 4.5 m | FLK 14/EZ-DR/450/KONFEK | 2290847 | 1 |
| | 14 | 5.0 m | FLK 14/EZ-DR/500/KONFEK | 2290834 | 1 |
| | 14 | 5.5 m | FLK 14/EZ-DR/550/KONFEK | 2290850 | 1 |
| | 14 | 6.0 m | FLK 14/EZ-DR/600/KONFEK | 2290863 | 1 |
| | 14 | 8.0 m | FLK 14/EZ-DR/800/KONFEK | 2299563 | 1 |
| | 14 | 10.0 m | FLK 14/EZ-DR/1000/KONFEK | 2299576 | 1 |

| Description | No. of pos. | Cable length | Type | Order No. | Pcs./Pkt |
|---|--|--------------------------|--------------------------|-------------------------|----------|
| Assembled round cable, with two 16-pos. socket strips in fixed lengths Straight socket strips fitted at both ends:  | 16 | 0.5 m | FLK 16/EZ-DR/ 50/KONFEK | 2299291 | 1 |
| | 16 | 1.0 m | FLK 16/EZ-DR/100/KONFEK | 2299301 | 1 |
| | 16 | 1.5 m | FLK 16/EZ-DR/150/KONFEK | 2299314 | 1 |
| | 16 | 2.0 m | FLK 16/EZ-DR/200/KONFEK | 2299327 | 1 |
| | 16 | 3.0 m | FLK 16/EZ-DR/300/KONFEK | 2299330 | 1 |
| | 16 | 4.0 m | FLK 16/EZ-DR/400/KONFEK | 2299343 | 1 |
| | 16 | 6.0 m | FLK 16/EZ-DR/600/KONFEK | 2299356 | 1 |
| | 16 | 8.0 m | FLK 16/EZ-DR/800/KONFEK | 2299369 | 1 |
| | 16 | 10.0 m | FLK 16/EZ-DR/1000/KONFEK | 2299372 | 1 |
| | Assembled round cable, with two 20-pos. socket strips in fixed lengths Straight socket strips fitted at both ends:  | 20 | 0.5 m | FLK 20/EZ-DR/ 50/KONFEK | 2296391 |
| 20 | | 1.0 m | FLK 20/EZ-DR/100/KONFEK | 2296401 | 1 |
| 20 | | 1.5 m | FLK 20/EZ-DR/150/KONFEK | 2296472 | 1 |
| 20 | | 2.0 m | FLK 20/EZ-DR/200/KONFEK | 2296485 | 1 |
| 20 | | 3.0 m | FLK 20/EZ-DR/300/KONFEK | 2296498 | 1 |
| 20 | | 4.0 m | FLK 20/EZ-DR/400/KONFEK | 2296508 | 1 |
| 20 | | 6.0 m | FLK 20/EZ-DR/600/KONFEK | 2296511 | 1 |
| 20 | | 8.0 m | FLK 20/EZ-DR/800/KONFEK | 2296524 | 1 |
| 20 | | 10.0 m | FLK 20/EZ-DR/1000/KONFEK | 2296537 | 1 |
| Assembled round cable, with two 26-pos. socket strips in fixed lengths Straight socket strips fitted at both ends:  | | 26 | 0.5 m | FLK 26/EZ-DR/ 50/KONFEK | 2299385 |
| | 26 | 1.0 m | FLK 26/EZ-DR/100/KONFEK | 2299398 | 1 |
| | 26 | 1.5 m | FLK 26/EZ-DR/150/KONFEK | 2299408 | 1 |
| | 26 | 2.0 m | FLK 26/EZ-DR/200/KONFEK | 2299411 | 1 |
| | 26 | 3.0 m | FLK 26/EZ-DR/300/KONFEK | 2299424 | 1 |
| | 26 | 4.0 m | FLK 26/EZ-DR/400/KONFEK | 2299437 | 1 |
| | 26 | 6.0 m | FLK 26/EZ-DR/600/KONFEK | 2299440 | 1 |
| | 26 | 8.0 m | FLK 26/EZ-DR/800/KONFEK | 2299453 | 1 |
| | 26 | 10.0 m | FLK 26/EZ-DR/1000/KONFEK | 2299466 | 1 |
| | Assembled round cable, with two 34-pos. socket strips in fixed lengths Straight socket strips fitted at both ends:  | 34 | 0.5 m | FLK 34/EZ-DR/ 50/KONFEK | 2299479 |
| 34 | | 1.0 m | FLK 34/EZ-DR/100/KONFEK | 2299482 | 1 |
| 34 | | 1.5 m | FLK 34/EZ-DR/150/KONFEK | 2299495 | 1 |
| 34 | | 2.0 m | FLK 34/EZ-DR/200/KONFEK | 2299505 | 1 |
| 34 | | 3.0 m | FLK 34/EZ-DR/300/KONFEK | 2299518 | 1 |
| 34 | | 4.0 m | FLK 34/EZ-DR/400/KONFEK | 2299521 | 1 |
| 34 | | 6.0 m | FLK 34/EZ-DR/600/KONFEK | 2299534 | 1 |
| 34 | | 8.0 m | FLK 34/EZ-DR/800/KONFEK | 2299547 | 1 |
| 34 | | 10.0 m | FLK 34/EZ-DR/1000/KONFEK | 2299550 | 1 |
| Assembled round cable, with two 40-pos. socket strips in fixed lengths Socket strips fitted, straight at one end and angled at the other:  | | 40 | 0.5 m | FLK 40/EZ-DR/ 50/KONFEK | 2288985 |
| | 40 | 1.0 m | FLK 40/EZ-DR/100/KONFEK | 2288998 | 1 |
| | 40 | 1.5 m | FLK 40/EZ-DR/150/KONFEK | 2289007 | 1 |
| | 40 | 2.0 m | FLK 40/EZ-DR/200/KONFEK | 2289010 | 1 |
| | 40 | 2.5 m | FLK 40/EZ-DR/250/KONFEK | 2289023 | 1 |
| | 40 | 3.0 m | FLK 40/EZ-DR/300/KONFEK | 2289036 | 1 |
| | 40 | 3.5 m | FLK 40/EZ-DR/350/KONFEK | 2289049 | 1 |
| | 40 | 4.0 m | FLK 40/EZ-DR/400/KONFEK | 2289052 | 1 |
| | 40 | 6.0 m | FLK 40/EZ-DR/600/KONFEK | 2299589 | 1 |
| | 40 | 8.0 m | FLK 40/EZ-DR/800/KONFEK | 2299592 | 1 |
| 40 | 10.0 m | FLK 40/EZ-DR/1000/KONFEK | 2299602 | 1 | |

| Description | No. of pos. | Cable length | Type | Order No. | Pcs./Pkt |
|---|-------------|--------------|--------------------------|-----------|----------|
| Assembled round cable, with two 50-pos. socket strips in fixed lengths | 50 | 0.5 m | FLK 50/EZ-DR/ 50/KONFEK | 2289065 | 5 |
| | 50 | 1.0 m | FLK 50/EZ-DR/100/KONFEK | 2289078 | 1 |
| Socket strips fitted, straight at one end and angled at the other: | 50 | 1.5 m | FLK 50/EZ-DR/150/KONFEK | 2289081 | 1 |
| | 50 | 2.0 m | FLK 50/EZ-DR/200/KONFEK | 2289094 | 1 |
|  | 50 | 2.5 m | FLK 50/EZ-DR/250/KONFEK | 2289104 | 1 |
| | 50 | 3.0 m | FLK 50/EZ-DR/300/KONFEK | 2289117 | 1 |
| | 50 | 3.5 m | FLK 50/EZ-DR/350/KONFEK | 2289120 | 1 |
| | 50 | 4.0 m | FLK 50/EZ-DR/400/KONFEK | 2289133 | 1 |
| | 50 | 4.5 m | FLK 50/EZ-DR/450/KONFEK | 2289573 | 1 |
| | 50 | 5.0 m | FLK 50/EZ-DR/500/KONFEK | 2289586 | 1 |
| | 50 | 5.5 m | FLK 50/EZ-DR/550/KONFEK | 2289599 | 1 |
| | 50 | 6.0 m | FLK 50/EZ-DR/600/KONFEK | 2289609 | 1 |
| | 50 | 6.5 m | FLK 50/EZ-DR/650/KONFEK | 2289612 | 1 |
| | 50 | 7.0 m | FLK 50/EZ-DR/700/KONFEK | 2289625 | 1 |
| | 50 | 7.5 m | FLK 50/EZ-DR/750/KONFEK | 2289638 | 1 |
| | 50 | 8.0 m | FLK 50/EZ-DR/800/KONFEK | 2289641 | 1 |
| | 50 | 8.5 m | FLK 50/EZ-DR/850/KONFEK | 2289654 | 1 |
| | 50 | 9.0 m | FLK 50/EZ-DR/900/KONFEK | 2289667 | 1 |
| | 50 | 9.5 m | FLK 50/EZ-DR/950/KONFEK | 2289670 | 1 |
| | 50 | 10.0 m | FLK 50/EZ-DR/1000/KONFEK | 2289683 | 1 |

2.2 Technical Data

General Data

Maximum permissible operating voltage < 50 V AC / 60 V DC

Maximum permissible current carrying capacity per path 1 A

Maximum conductor resistance ≤ 0.16 Ω/m

Ambient temperature range

Operation -20°C ... +50°C

Storage/transport -20°C ... +70°C

Conductor cross section 0.14 mm² (AWG 26)

Conductor construction 7 Litz wires, Cu tin-plated

Outside diameter

10-pos. 6.0 mm

14-pos. 6.4 mm

16-pos. 7.0 mm

20-pos. 7.6 mm

26-pos. 7.8 mm

34-pos. 10.0 mm

40-pos. 10.0 mm

50-pos. 10.3 mm

Assembly Insulation displacement, IEC 60352-4/DIN EN 60352-4

Approvals

UL, CUL 2 A; 125 V



3 Shielded System Cable With Flat-Ribbon Cable Connector

- 1:1 connection,
- Pre-assembled round cable in fixed lengths
- Special lengths can be defined using the order key (see page 6).

With shielded cables, a cable end with ferrule is also available as a shield connection (length: 0.5 m, approximately; cable: HO5 V-K 1 mm², black).



3.1 Ordering Data

| Description | No. of pos. | Cable length | Type | Order No. | Pcs./Pkt | |
|--|---|--------------|----------------------------|----------------------------|----------|---|
| Assembled round cable, with two 14-pos. socket strips in fixed lengths Straight socket strips fitted at both ends: | 14 | 0.5 m | FLK 14/EZ-DR/ 50/KONFEK/S | 2296977 | 1 | |
| | 14 | 1.0 m | FLK 14/EZ-DR/100/KONFEK/S | 2296980 | 1 | |
| | 14 | 1.5 m | FLK 14/EZ-DR/150/KONFEK/S | 2296993 | 1 | |
| | | 14 | 2.0 m | FLK 14/EZ-DR/200/KONFEK/S | 2297002 | 1 |
| | | 14 | 3.0 m | FLK 14/EZ-DR/300/KONFEK/S | 2299013 | 1 |
| | | 14 | 4.0 m | FLK 14/EZ-DR/400/KONFEK/S | 2299026 | 1 |
| | | 14 | 6.0 m | FLK 14/EZ-DR/600/KONFEK/S | 2299039 | 1 |
| | 14 | 8.0 m | FLK 14/EZ-DR/800/KONFEK/S | 2299042 | 1 | |
| | 14 | 10.0 m | FLK 14/EZ-DR/1000/KONFEK/S | 2299055 | 1 | |
| | Assembled round cable, with two 16-pos. socket strips in fixed lengths Straight socket strips fitted at both ends: | 16 | 0.5 m | FLK 16/EZ-DR/ 50/KONFEK/S | 2318075 | 1 |
| 16 | | 1.0 m | FLK 16/EZ-DR/ 100/KONFEK/S | 2304542 | 1 | |
| 16 | | 1.5 m | FLK 16/EZ-DR/ 150/KONFEK/S | 2304623 | 1 | |
| | | 16 | 2.0 m | FLK 16/EZ-DR/ 200/KONFEK/S | 2304555 | 1 |
| | | 16 | 3.0 m | FLK 16/EZ-DR/ 300/KONFEK/S | 2318088 | 1 |
| | | 16 | 4.0 m | FLK 16/EZ-DR/ 400/KONFEK/S | 2318091 | 1 |
| | | 16 | 5.0 m | FLK 16/EZ-DR/ 500/KONFEK/S | 2318952 | 1 |
| 16 | | 6.0 m | FLK 16/EZ-DR/ 600/KONFEK/S | 2314477 | 1 | |
| 16 | | 8.0 m | FLK 16/EZ-DR/ 800/KONFEK/S | 2318101 | 1 | |
| 16 | | 10.0 m | FLK 16/EZ-DR/1000/KONFEK/S | 2318114 | 1 | |
| Assembled round cable, with two 50-pos. socket strips in fixed lengths Socket strips fitted, straight at one end and angled at the other: | 50 | 0.5 m | FLK 50/EZ-DR/ 50/KONFEK/S | 2299097 | 1 | |
| | 50 | 1.0 m | FLK 50/EZ-DR/100/KONFEK/S | 2299107 | 1 | |
| | 50 | 1.5 m | FLK 50/EZ-DR/150/KONFEK/S | 2299110 | 1 | |
| | | 50 | 2.0 m | FLK 50/EZ-DR/200/KONFEK/S | 2299123 | 1 |
| | | 50 | 3.0 m | FLK 50/EZ-DR/300/KONFEK/S | 2299136 | 1 |
| | | 50 | 4.0 m | FLK 50/EZ-DR/400/KONFEK/S | 2299149 | 1 |
| | | 50 | 6.0 m | FLK 50/EZ-DR/600/KONFEK/S | 2299152 | 1 |
| | 50 | 8.0 m | FLK 50/EZ-DR/800/KONFEK/S | 2299165 | 1 | |
| | 50 | 10.0 m | FLK 50/EZ-DR/1000/KONFEK/S | 2299178 | 1 | |

3.2 Technical Data

General Data

| | |
|--|---|
| Maximum permissible operating voltage | < 50 V AC / 60 V DC |
| Maximum permissible current carrying capacity per path | 1 A |
| Maximum conductor resistance | ≤ 0.16 Ω/m |
| Ambient temperature range | |
| Operation | -20°C ... +50°C |
| Storage/transport | -20°C ... +70°C |
| Conductor cross section | 0.14 mm ² (AWG 26) |
| Conductor construction | 7 Litz wires, Cu tin-plated |
| Shield | Tinned copper-braided shield |
| Outside diameter | |
| 14-pos. | 6.7 mm |
| 16-pos. | 7.5 mm |
| 50-pos. | 11.0 mm |
| Assembly | Insulation displacement, IEC 60352-4/DIN EN 60352-4 |

Approvals

| | |
|---------|-------------|
| UL, CUL | Applied for |
|---------|-------------|

4 Special Lengths

Preprinted round cables are used to connect the PLC front adapters to the corresponding VARIOFACE controller boards. Plug connector strips are fitted on both ends of the cables in accordance with IEC 60603-13/DIN 41651. For shielded cables, a cable end with a ferrule is available additionally as a shielded connection (length: approx. 0.5 m; cable H05V-K 1 mm², black).

The order code for special lengths is defined by three features.

The features listed in the corresponding order are as follows:

- cable type,
- assembly,
- length in meters.

There are two order keys, one for unshielded round cables, FLK EZ-DR/.../.../... and one for shielded round cables, FLK EZ-DR-S/.../.../... The features necessary to clearly identify an order are described below:

Cable Type

This specifies the number of individual wires in the cable.

Assembly

- none, the ends of the cables are not preassembled;
- 10-pos. female connector at both ends, 10-pos. plug connectors are fitted at both ends of the cable (1:1 connection);
- 14-pos. female connector at both ends, 14-pos. plug connectors are fitted at both ends of the cable (1:1 connection); etc. up to
- 50-pos. female connector at both ends, 50-pos. plug connectors are fitted at both ends of the cable (1:1 connection);
- 14-pos. female connector at one end, 16-pos. female connector at one end, the cable is assembled at one end with a 14-pos. plug connector and at the other end with a 16-pos. plug connector (for SIMATIC S7; no 1:1 connection).

4.1 Features of Permissible Assemblies

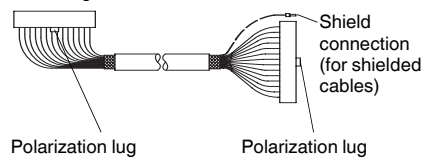
| Cable type Assembly | Unshielded round cables FLK EZ-DR.../.../... | | | | | | | |
|--|---|--------------------------|--------------------------|--------------------------|--------------------------|--------------------------|--------------------------|--------------------------|
| | 10-pos. | 14-pos. | 16-pos. | 20-pos. | 26-pos. | 34-pos. | 40-pos. | 50-pos. |
| No assembly | 10U/C00/... | 14U/C00/... | 16U/C00/... | 20U/C00/... | 26U/C00/... | 34U/C00/... | 40U/C00/... | 50U/C00/... |
| 10-pos. socket strip at both ends | 10U/C55/... ¹ | | | | | | | |
| 14-pos. socket strip at both ends | | 14U/C23/... ¹ | | | | | | |
| 16-pos. socket strip at both ends | | | 16U/C58/... ¹ | | | | | |
| 20-pos. socket strip at both ends | | | | 20U/C61/... ¹ | | | | |
| 26-pos. socket strip at both ends | | | | | 26U/C63/... ¹ | | | |
| 34-pos. socket strip at both ends | | | | | | 34U/C65/... ¹ | | |
| 40-pos. socket strip at both ends | | | | | | | 40U/C30/... ³ | |
| 50-pos. socket strip at both ends | | | | | | | | 50U/C38/... ² |
| 14-pos. socket strip at one end; 16-pos. socket strip at one end | | 14U/C52/... ¹ | | | | | | |

| Cable type Assembly | Shielded round cables FLK EZ-DR-S.../.../... | | | | | | | |
|--|---|--------------------------|--------------------------|--|--|--|--------------------------|--------------------------|
| | | 14-pos. | 16-pos. | | | | 40-pos. | 50-pos. |
| No assembly | | 14S/C00/... | 16S/C00/... | | | | 40S/C00/... | 50S/C00/... |
| 10-pos. socket strip at both ends | | | | | | | | |
| 14-pos. socket strip at both ends | | 14S/C23/... ¹ | | | | | | |
| 16-pos. socket strip at both ends | | | 16S/C58/... ¹ | | | | | |
| 20-pos. socket strip at both ends | | | | | | | | |
| 26-pos. socket strip at both ends | | | | | | | | |
| 34-pos. socket strip at both ends | | | | | | | | |
| 40-pos. socket strip at both ends | | | | | | | 40S/C30/... ³ | |
| 50-pos. socket strip at both ends | | | | | | | | 50S/C38/... ² |
| 14-pos. socket strip at one end; 16-pos. socket strip at one end | | 14S/C52/... ¹ | | | | | | |

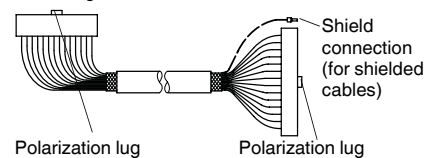
¹ Straight socket strips fitted at both ends:



² Socket strips fitted, straight at one end and angled at the other:



³ Socket strips fitted, straight at one end and angled at the other:



4.2 Ordering Data for Round Cables in Special Lengths

| Description | Type | Order No. | Pcs./Pkt |
|--|------------------------|-----------|----------|
| Assembled round cables, with socket strips in variable lengths | | | |
| Unshielded | FLK EZ-DR.../.../... | 2295059 | 1 |
| Shielded | FLK EZ-DR-S.../.../... | 2295046 | 1 |

4.3 Sample Order for Unshielded Round Cable

Unshielded 50-pos. round cable, assembled with two 50-pos. female connectors, 11.5 m long

| Piece | Order No. | Cable type | Assembly | Length [m] |
|-------|-----------|--|---|----------------|
| 1 | 2295059 | 50U | C38 | 11,50 |
| | | 10U ≙ 10-pos., unshielded 14U ≙ 14-pos., unshielded 16U ≙ 16-pos., unshielded 20U ≙ 20-pos., unshielded 26U ≙ 26-pos., unshielded 34U ≙ 34-pos., unshielded 40U ≙ 40-pos., unshielded 50U ≙ 50-pos., unshielded | C00 ≙ no assembly C55 ≙ 10-pos. socket strip at both ends C23 ≙ 14-pos. socket strip at both ends C52 ≙ 14-pos. socket strip at one end, 16-pos. socket strip at one end (for S7) C58 ≙ 16-pos. socket strip at both ends C61 ≙ 20-pos. socket strip at both ends C63 ≙ 26-pos. socket strip at both ends C65 ≙ 34-pos. socket strip at both ends C30 ≙ 40-pos. socket strip at both ends C38 ≙ 50-pos. socket strip at both ends | (0.20 m, min.) |

4.4 Sample Order for Shielded Round Cable

Unshielded 14-pos. round cable, assembled with two 14-pos. female connectors, 12.75 m long

| Piece | Order No. | Cable type | Assembly | Length [m] |
|-------|-----------|---|---|----------------|
| 1 | 2295046 | 14S | C23 | 12,75 |
| | | 14S ≙ 14-pos., shielded 40S ≙ 40-pos., shielded 50S ≙ 50-pos., shielded | C00 ≙ no assembly C23 ≙ 14-pos. socket strip at both ends C52 ≙ 14-pos. socket strip at one end, 16-pos. socket strip at one end (for S7) C58 ≙ 16-pos. socket strip at both ends C30 ≙ 40-pos. socket strip at both ends C38 ≙ 50-pos. socket strip at both ends | (0.20 m, min.) |

Компания «Океан Электроники» предлагает заключение долгосрочных отношений при поставках импортных электронных компонентов на взаимовыгодных условиях!

Наши преимущества:

- Поставка оригинальных импортных электронных компонентов напрямую с производств Америки, Европы и Азии, а так же с крупнейших складов мира;
- Широкая линейка поставок активных и пассивных импортных электронных компонентов (более 30 млн. наименований);
- Поставка сложных, дефицитных, либо снятых с производства позиций;
- Оперативные сроки поставки под заказ (от 5 рабочих дней);
- Экспресс доставка в любую точку России;
- Помощь Конструкторского Отдела и консультации квалифицированных инженеров;
- Техническая поддержка проекта, помощь в подборе аналогов, поставка прототипов;
- Поставка электронных компонентов под контролем ВП;
- Система менеджмента качества сертифицирована по Международному стандарту ISO 9001;
- При необходимости вся продукция военного и аэрокосмического назначения проходит испытания и сертификацию в лаборатории (по согласованию с заказчиком);
- Поставка специализированных компонентов военного и аэрокосмического уровня качества (Xilinx, Altera, Analog Devices, Intersil, Interpoint, Microsemi, Actel, Aeroflex, Peregrine, VPT, Syfer, Eurofarad, Texas Instruments, MS Kennedy, Miteq, Cobham, E2V, MA-COM, Hittite, Mini-Circuits, General Dynamics и др.);

Компания «Океан Электроники» является официальным дистрибьютором и эксклюзивным представителем в России одного из крупнейших производителей разъемов военного и аэрокосмического назначения «JONHON», а так же официальным дистрибьютором и эксклюзивным представителем в России производителя высокотехнологичных и надежных решений для передачи СВЧ сигналов «FORSTAR».



JONHON

«JONHON» (основан в 1970 г.)

Разъемы специального, военного и аэрокосмического назначения:

(Применяются в военной, авиационной, аэрокосмической, морской, железнодорожной, горно- и нефтедобывающей отраслях промышленности)

«FORSTAR» (основан в 1998 г.)

ВЧ соединители, коаксиальные кабели, кабельные сборки и микроволновые компоненты:

(Применяются в телекоммуникациях гражданского и специального назначения, в средствах связи, РЛС, а так же военной, авиационной и аэрокосмической отраслях промышленности).



Телефон: 8 (812) 309-75-97 (многоканальный)

Факс: 8 (812) 320-03-32

Электронная почта: ocean@oceanchips.ru

Web: <http://oceanchips.ru/>

Адрес: 198099, г. Санкт-Петербург, ул. Калинина, д. 2, корп. 4, лит. А