

## Wirewound High Surge Resistors

## WHS Series

- Enhanced surge & pulse energy capacity
- UL94-V0 flameproof protection
- Radial taped form available
- Surface mount ZI-form option
- Non inductive type available



All Pb-free parts comply with EU Directive 2011/65/EU amended by (EU) 2015/863 (RoHS3)

## Electrical Data

		WHS2 / WHSP2R	WHS3	WHS5	WHS7	WHS10	WHS10N*
Power rating at 25°C	watts	2	3	5	7	10	
5s overload rating at 25°C	watts	10	15	25	35	50	
Short pulse performance		See Pulse Performance graphs					
Resistance range	ohms	1R0-330R			2R2-330R		5R6-100R
TCR	ppm/°C	±200					
Isolation Voltage	volts	250	350	500	700	1000	
Resistance Tolerance	%	<20R: 5 ≥20R: 1, 2, 5					5%
Standard Values		E24 preferred					
Thermal Impedance	°C/watt	110	82	54	35	25	
Ambient temperature range	°C	-55 to +155					

No Limiting Element Voltage applies to this series; the Rated Voltage is V(P.R).

\*Non inductive (Ayrton Perry) winding

## Physical Data

Dimensions (mm) & Weight (g)							
Type	L max	D max	f min	d max	PCB mount centres	Min bend radius	Wt. nom
WHS2	9.0	3.6	19.80	0.81	12.70	1.2	0.50
WHS3	14.5	5.2	24.55		20.30		1.10
WHS5	16.5	7.0	23.55		22.86		1.75
WHS7	25.0	8.8	28.30		31.40		4.40
WHS10	51.0	10.5	26.00	1.01	55.88	1.5	8.80
WHS10N		11.0					10.50



## Construction

A high purity ceramic substrate is assembled with interference fit end caps to which are welded the terminations. The resistive element is wound on the substrate and welded to the caps. Flameproof silicone cement coating is applied prior to marking with indelible ink. The components are then leadformed if required and packed.

## General Note

TT Electronics reserves the right to make changes in product specification without notice or liability.

All information is subject to TT Electronics' own data and is considered accurate at time of going to print.

## Wirewound High Surge Resistors

### WHS Series

#### Terminations

Material: Hot tin dipped copper wire

Strength: The terminations meet the requirements of IEC 68.2.21

Solderability: The terminations meet the requirements of IEC 115-1 Clause 4.17.3.2

#### Marking

WHS2, WHSP2R and WHS3 resistors are marked with four colour bands in conformance with IEC62.

The larger sizes are legend marked with type reference, resistance value and tolerance.

#### Solvent Resistance

The body protection and marking are resistant to all normal industrial cleaning solvents suitable for printed circuits.

#### Flammability

The resistor coating will not burn or emit incandescent particles under any condition of applied temperature or power overload.

## Performance Data

		Maximum	Typical
Load at rated power: 1000hrs @ 25°C	ΔR%	5 +0.001Ω	3
Dry heat: 1000hrs @ 200°C	ΔR%	5 +0.001Ω	3
Short term overload	ΔR%	5 +0.001Ω	1
Derating from rated power @25°C		Zero at 280°C (See Thermal Performance graph).	
Climatic	ΔR%	5 +0.001Ω	2
Climatic category		55/200/56	
TRC & Vibration	ΔR%	5 +0.001Ω	1
Robustness & solder heat	ΔR%	5 +0.001Ω	1
Long term damp heat (56 days)	ΔR%	5 +0.001Ω	1

## Pulse Performance



#### General Note

TT Electronics reserves the right to make changes in product specification without notice or liability.

All information is subject to TT Electronics' own data and is considered accurate at time of going to print.

### 1.2/50µs Peak Voltage Limit

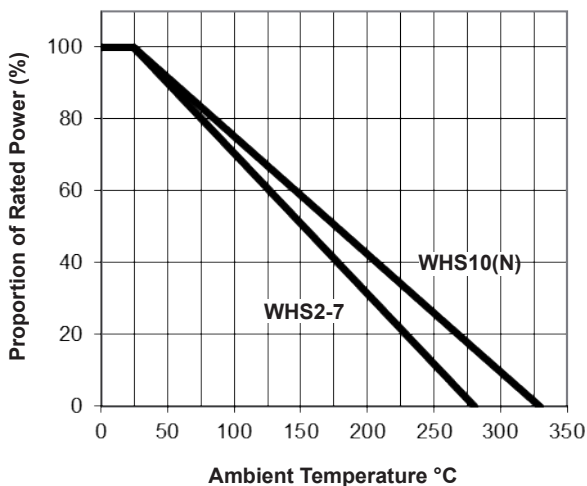
(10 pulses at 30s intervals,  $\Delta R < 5\%$ )

Note the voltage shown is the nett voltage across the resistor. At low values, the generator open circuit voltage will be higher due to the generator's 2 ohm internal impedance.

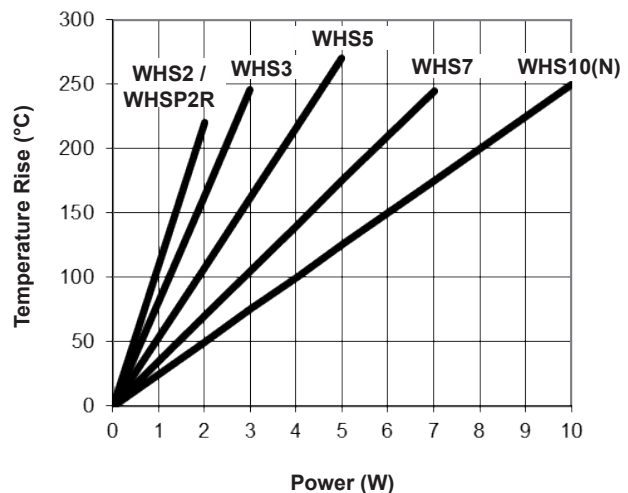


## Thermal Performance

### Derating Curve



### Body Temperature Rise



### Application Notes

1. If the resistors are to dissipate full rated power, it is recommended that the terminations should not be soldered closer than 4mm from the body.
2. Due to operating temperature limits imposed by some PCB materials, derating may be necessary. The surface temperature rise at the centre of the body is shown under Thermal Performance.
3. WHS2, WHS3, WHS5 resistors can also be supplied with goalpost or lancet pre-formed leads. Hairpin form is available on WHS2 and WHS3 only.

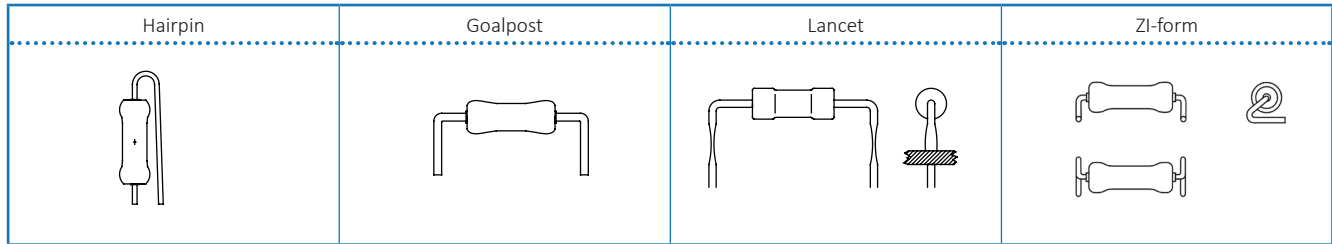
WHS2, WHS3, and WHS5 are also available in an SMD format with ZI formed leads and packed in blister tape. For details see <https://www.ttelectronics.com/TTElectronics/media/ProductFiles/Resistors/Datasheets/ZI-form.pdf>.

### General Note

TT Electronics reserves the right to make changes in product specification without notice or liability. All information is subject to TT Electronics' own data and is considered accurate at time of going to print.

## Wirewound High Surge Resistors

### WHS Series



Also a 2W and 3W radial taped version is available as shown below

Radial Taped Dimensions (mm)			
Dimension	Notation	WHSP2R*	WHS3R
Component body length	L	10.0 Max	14.5 Max
Component body diameter	D	4.0 Max	5.8 Max
Terminal lead diameter	d	0.8 Nom	
Component pitch	P	12.7±0.5	12.7±1.0
Hole pitch	Po	12.7±0.2	12.7±0.3
Component to hole offset	P1	3.85±0.3	3.85±0.7
	P2	5.85±0.5	6.35±1.3
Lead pitch	F	5.0 +0.75 -0.34	5.0±1.0
Width of backing strip	W	18.0±0.3	18.0±1.0
Position of hole	W1	9.0±0.25	9.0±0.5
Diameter of hole	Do	4.0±0.3	
Height to lead form	Ho	16.0±0.3	17.0±1.0
Height from lead form	Ho1	17.0 Max	23.0 Max
Height to resistor	Ho2	18.0 Min	
Width of adhesive tape	W0	15.0±0.5	
Length of protrusion	l	<2.5	
Form dimensions	K1	2.0±0.3	
	K2	3.0±0.5	
	K3	1.5±0.25	
	K4	1.0±0.2	
	K5	--	2.0 Min

The technical drawing shows a side view of a resistor on a backing strip with various dimensions labeled. It includes a circular inset showing a cross-section of the lead form with dimensions K1, K2, K3, K4, and K5.

\* Although body dimensions differ slightly, WHSP2R Performance and Electrical Data are identical to those of WHS2

#### General Note

TT Electronics reserves the right to make changes in product specification without notice or liability. All information is subject to TT Electronics' own data and is considered accurate at time of going to print.

## Wirewound High Surge Resistors

### WHS Series

#### Packaging

The standard packaging for WHS is taped. The critical dimensions are shown below. The component wires will not protrude beyond the outside edge of the tapes. Taped product is then packed into boxes or onto reels. See Ordering Procedure for details. Alternative packaging is available by request. Pre-formed resistors are supplied loose packed in plastic bags or boxes.

Dimensions mm	a	b	c
WHS2	6	52	5
WHS3	6	67	10
WHS5	6	63	10
WHS7	6	85	10
WHS10	9	105	10
WHS10N	9	105	20

Dimensions mm	a	b	c
WHS7U	6	95	10

## Ordering Procedure

Example: WHS2-100RJA25 (WHS2, 100 ohms ±5%, Pb-free)

W	H	S	2	-	1	0	0	R	J	A	2	5
1		2		3			4		5			

1	2	3	4	5		
Type	Variant	Value	Tolerance	Packing		
WHS2	U = unequal lead length (WHS7 only)	3/4 characters	F = ±1%	A25	WHS2	Ammo pack, 2500/box
WHS3		R = ohms	G = ±2%	A1	WHS3	Ammo pack, 1000/box
WHS5		J = ±5%	T075	WHS5	Tape & reel, 750/reel	
WHS7	N = non-inductive (WHS10 only)			T07	WHS7(U)	Tape & reel, 700/reel
WHS10				A02	WHS10	Ammo pack, 200/box
					A01	WHS10N

Example: WHSP2R-100RJT15 (WHSP2R radially formed & taped, 100 ohms ±5%, Pb-free)

W	H	S	P	2	R	-	1	0	0	R	J	T	1	5
1		2		3			4		5					

1	2	3	4	5			
Type	Leadforming	Value	Tolerance	Packing			
WHSP2	R = Radial taped	3/4 characters R = ohms	F = ±1%	T15	WHSP2R	Tape & reel	1500/reel
WHS3			G = ±2%	A2	WHS3R	Ammo pack	2000/box
			J = ±5%	T1		Tape & reel	1000/reel

#### General Note

TT Electronics reserves the right to make changes in product specification without notice or liability. All information is subject to TT Electronics' own data and is considered accurate at time of going to print.

Компания «Океан Электроники» предлагает заключение долгосрочных отношений при поставках импортных электронных компонентов на взаимовыгодных условиях!

Наши преимущества:

- Поставка оригинальных импортных электронных компонентов напрямую с производств Америки, Европы и Азии, а так же с крупнейших складов мира;
- Широкая линейка поставок активных и пассивных импортных электронных компонентов (более 30 млн. наименований);
- Поставка сложных, дефицитных, либо снятых с производства позиций;
- Оперативные сроки поставки под заказ (от 5 рабочих дней);
- Экспресс доставка в любую точку России;
- Помощь Конструкторского Отдела и консультации квалифицированных инженеров;
- Техническая поддержка проекта, помощь в подборе аналогов, поставка прототипов;
- Поставка электронных компонентов под контролем ВП;
- Система менеджмента качества сертифицирована по Международному стандарту ISO 9001;
- При необходимости вся продукция военного и аэрокосмического назначения проходит испытания и сертификацию в лаборатории (по согласованию с заказчиком);
- Поставка специализированных компонентов военного и аэрокосмического уровня качества (Xilinx, Altera, Analog Devices, Intersil, Interpoint, Microsemi, Actel, Aeroflex, Peregrine, VPT, Syfer, Eurofarad, Texas Instruments, MS Kennedy, Miteq, Cobham, E2V, MA-COM, Hittite, Mini-Circuits, General Dynamics и др.);

Компания «Океан Электроники» является официальным дистрибьютором и эксклюзивным представителем в России одного из крупнейших производителей разъемов военного и аэрокосмического назначения «JONHON», а так же официальным дистрибьютором и эксклюзивным представителем в России производителя высокотехнологичных и надежных решений для передачи СВЧ сигналов «FORSTAR».



## JONHON

«JONHON» (основан в 1970 г.)

Разъемы специального, военного и аэрокосмического назначения:

(Применяются в военной, авиационной, аэрокосмической, морской, железнодорожной, горно- и нефтедобывающей отраслях промышленности)

«FORSTAR» (основан в 1998 г.)

ВЧ соединители, коаксиальные кабели, кабельные сборки и микроволновые компоненты:

(Применяются в телекоммуникациях гражданского и специального назначения, в средствах связи, РЛС, а так же военной, авиационной и аэрокосмической отраслях промышленности).



Телефон: 8 (812) 309-75-97 (многоканальный)

Факс: 8 (812) 320-03-32

Электронная почта: [ocean@oceanchips.ru](mailto:ocean@oceanchips.ru)

Web: <http://oceanchips.ru/>

Адрес: 198099, г. Санкт-Петербург, ул. Калинина, д. 2, корп. 4, лит. А