

# Single Digit High Brightness LED Numeric Display

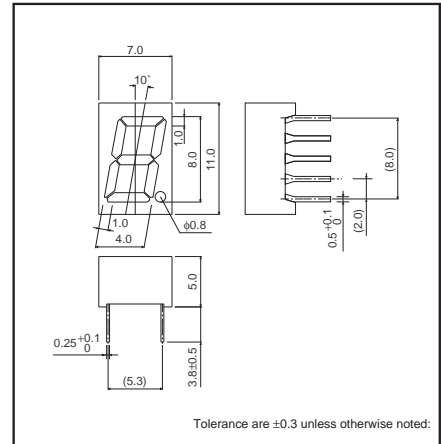
## LAP-301 B / L Series

LAP-301 B / L series are the numerical display units featuring ROHM's in-house 4-element (AlGaInP) high-brightness LED dies. Their luminous intensity is top class in the industry while degradation is considerably slow, which helps to keep illumination vividness almost unchanged and the image of sets high over a long period of time.

### ●Features

- 1) 8mm for letter height, single-line LED numerical displays.
- 2) About 10 times more luminous intensity than the conventional products by use of 4-element LED dies. (in case of orange color)
- 3) The same luminous intensity as the conventional products at their 1/10 of current, which contributes lots to energy-saving of sets.
- 4) Light-leakage from segments probable with the small display packages is very rare.
- 5) Both anode common type and cathode common type are available in lineup for each color.

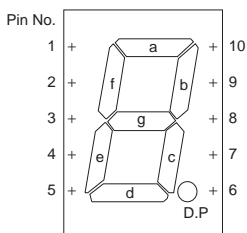
### ●Dimensions (Unit : mm)



### ●Selection guide

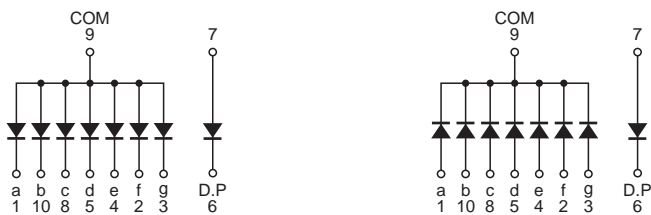
| Emitting color | Common    |           |           |           |
|----------------|-----------|-----------|-----------|-----------|
|                | Red       | Orange    | Yellow    | Green     |
| Anode          | LAP-301VB | LAP-301DB | LAP-301YB | LAP-301MB |
| Cathode        | LAP-301VL | LAP-301DL | LAP-301YL | LAP-301ML |

### ●Pin assignments



| Pin No. | Function    |
|---------|-------------|
| 1       | Segment "a" |
| 2       | Segment "f" |
| 3       | Segment "g" |
| 4       | Segment "e" |
| 5       | Segment "d" |
| 6       | D.P Cathode |
| 7       | D.P Anode   |
| 8       | Segment "c" |
| 9       | Common      |
| 10      | Segment "b" |

### ●Inner circuit (anode common)



## ●Absolute maximum ratings (Ta=25°C)

| Parameter             | Symbol               | Red            | Orange         | Yellow         | Green          | Unit |
|-----------------------|----------------------|----------------|----------------|----------------|----------------|------|
|                       |                      | LAP-301VB / VL | LAP-301DB / DL | LAP-301YB / YL | LAP-301MB / ML |      |
| Power dissipation     | P <sub>D</sub>       | 448            | 448            | 448            | 448            | mW   |
| Power dissipation     | P <sub>D</sub> / seg | 56             | 56             | 56             | 56             | mW   |
| Forward current       | I <sub>F</sub>       | 20             | 20             | 20             | 20             | mA   |
| Peak forward current  | I <sub>FP</sub>      | 60 *1          | 60 *1          | 60 *1          | 60 *1          | mA   |
| Reverse voltage       | V <sub>R</sub>       | 5              | 5              | 5              | 5              | V    |
| Operating temperature | T <sub>opr</sub>     | -25 to +75     |                |                |                | °C   |
| Storage temperature   | T <sub>stg</sub>     | -30 to +85     |                |                |                | °C   |

\*1 Pulse width 1ms Duty 1 / 5

## ●Electrical characteristics (Ta=25°C)

| Parameter                | Symbol         | Conditions           | Red  |      | Orange |      | Yellow |      | Green |      | Unit |
|--------------------------|----------------|----------------------|------|------|--------|------|--------|------|-------|------|------|
|                          |                |                      | Typ. | Max. | Typ.   | Max. | Typ.   | Max. | Typ.  | Max. |      |
| Forward voltage          | V <sub>F</sub> | I <sub>F</sub> =10mA | 1.9  | 2.6  | 1.9    | 2.6  | 1.9    | 2.6  | 1.9   | 2.6  | V    |
| Reverse current          | I <sub>R</sub> | V <sub>R</sub> =3V   | -    | 100  | -      | 100  | -      | 100  | -     | 100  | μA   |
| Peak wavelength          | λ <sub>P</sub> | I <sub>F</sub> =10mA | 650  | -    | 605    | -    | 590    | -    | 572   | -    | nm   |
| Spectral line half width | Δλ             | I <sub>F</sub> =10mA | 20   | -    | 20     | -    | 20     | -    | 20    | -    | nm   |

©The products are not radiations resistant.

## ●Luminous intensity

| Color  | λ <sub>P</sub> (nm) | Type      | Min. | Typ. | Unit |
|--------|---------------------|-----------|------|------|------|
| Red    | 650                 | LAP-301VB | 14   | 36   | mcd  |
|        |                     | LAP-301VL |      |      |      |
| Orange | 605                 | LAP-301DB | 56   | 250  | mcd  |
|        |                     | LAP-301DL |      |      |      |
| Yellow | 590                 | LAP-301YB | 90   | 450  | mcd  |
|        |                     | LAP-301YL |      |      |      |
| Green  | 572                 | LAP-301MB | 36   | 100  | mcd  |
|        |                     | LAP-301ML |      |      |      |

© A condition of measurement is I<sub>F</sub>=10mA.

●Electrical and optical characteristic curve

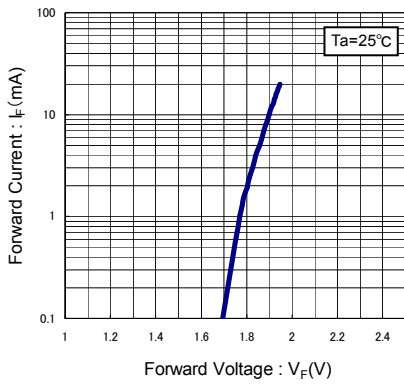


Fig.1 Forward Current - Forward Voltage

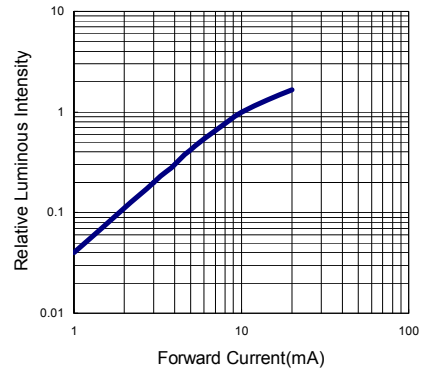


Fig.2 Relative Luminous Intensity - Forward Current

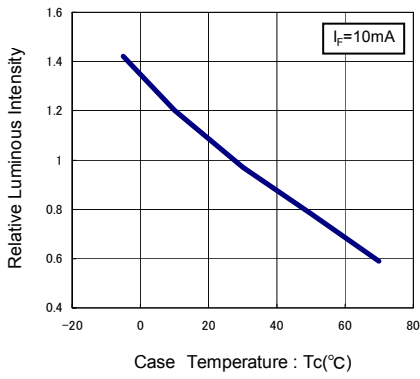


Fig.3 Relative Luminous Intensity - Case Temperature(°C)

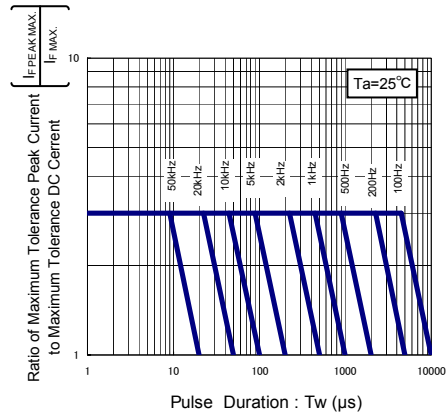


Fig.4 Ratio of Maximum Tolerable Peak Current - Pulse Duration

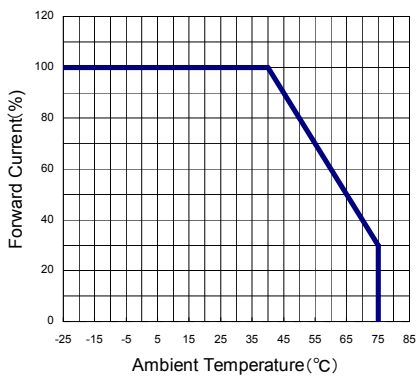


Fig.5 Derating

## Notes

No copying or reproduction of this document, in part or in whole, is permitted without the consent of ROHM Co.,Ltd.

The content specified herein is subject to change for improvement without notice.

The content specified herein is for the purpose of introducing ROHM's products (hereinafter "Products"). If you wish to use any such Product, please be sure to refer to the specifications, which can be obtained from ROHM upon request.

Examples of application circuits, circuit constants and any other information contained herein illustrate the standard usage and operations of the Products. The peripheral conditions must be taken into account when designing circuits for mass production.

Great care was taken in ensuring the accuracy of the information specified in this document. However, should you incur any damage arising from any inaccuracy or misprint of such information, ROHM shall bear no responsibility for such damage.

The technical information specified herein is intended only to show the typical functions of and examples of application circuits for the Products. ROHM does not grant you, explicitly or implicitly, any license to use or exercise intellectual property or other rights held by ROHM and other parties. ROHM shall bear no responsibility whatsoever for any dispute arising from the use of such technical information.

The Products specified in this document are intended to be used with general-use electronic equipment or devices (such as audio visual equipment, office-automation equipment, communication devices, electronic appliances and amusement devices).

The Products specified in this document are not designed to be radiation tolerant.

While ROHM always makes efforts to enhance the quality and reliability of its Products, a Product may fail or malfunction for a variety of reasons.

Please be sure to implement in your equipment using the Products safety measures to guard against the possibility of physical injury, fire or any other damage caused in the event of the failure of any Product, such as derating, redundancy, fire control and fail-safe designs. ROHM shall bear no responsibility whatsoever for your use of any Product outside of the prescribed scope or not in accordance with the instruction manual.

The Products are not designed or manufactured to be used with any equipment, device or system which requires an extremely high level of reliability the failure or malfunction of which may result in a direct threat to human life or create a risk of human injury (such as a medical instrument, transportation equipment, aerospace machinery, nuclear-reactor controller, fuel-controller or other safety device). ROHM shall bear no responsibility in any way for use of any of the Products for the above special purposes. If a Product is intended to be used for any such special purpose, please contact a ROHM sales representative before purchasing.

If you intend to export or ship overseas any Product or technology specified herein that may be controlled under the Foreign Exchange and the Foreign Trade Law, you will be required to obtain a license or permit under the Law.



Thank you for your accessing to ROHM product informations.  
More detail product informations and catalogs are available, please contact us.

## ROHM Customer Support System

<http://www.rohm.com/contact/>

Компания «Океан Электроники» предлагает заключение долгосрочных отношений при поставках импортных электронных компонентов на взаимовыгодных условиях!

Наши преимущества:

- Поставка оригинальных импортных электронных компонентов напрямую с производств Америки, Европы и Азии, а так же с крупнейших складов мира;
- Широкая линейка поставок активных и пассивных импортных электронных компонентов (более 30 млн. наименований);
- Поставка сложных, дефицитных, либо снятых с производства позиций;
- Оперативные сроки поставки под заказ (от 5 рабочих дней);
- Экспресс доставка в любую точку России;
- Помощь Конструкторского Отдела и консультации квалифицированных инженеров;
- Техническая поддержка проекта, помощь в подборе аналогов, поставка прототипов;
- Поставка электронных компонентов под контролем ВП;
- Система менеджмента качества сертифицирована по Международному стандарту ISO 9001;
- При необходимости вся продукция военного и аэрокосмического назначения проходит испытания и сертификацию в лаборатории (по согласованию с заказчиком);
- Поставка специализированных компонентов военного и аэрокосмического уровня качества (Xilinx, Altera, Analog Devices, Intersil, Interpoint, Microsemi, Actel, Aeroflex, Peregrine, VPT, Syfer, Eurofarad, Texas Instruments, MS Kennedy, Miteq, Cobham, E2V, MA-COM, Hittite, Mini-Circuits, General Dynamics и др.);

Компания «Океан Электроники» является официальным дистрибьютором и эксклюзивным представителем в России одного из крупнейших производителей разъемов военного и аэрокосмического назначения «JONHON», а так же официальным дистрибьютором и эксклюзивным представителем в России производителя высокотехнологичных и надежных решений для передачи СВЧ сигналов «FORSTAR».



## JONHON

«JONHON» (основан в 1970 г.)

Разъемы специального, военного и аэрокосмического назначения:

(Применяются в военной, авиационной, аэрокосмической, морской, железнодорожной, горно- и нефтедобывающей отраслях промышленности)

«FORSTAR» (основан в 1998 г.)

ВЧ соединители, коаксиальные кабели,  
кабельные сборки и микроволновые компоненты:

(Применяются в телекоммуникациях гражданского и специального назначения, в средствах связи, РЛС, а так же военной, авиационной и аэрокосмической отраслях промышленности).



Телефон: 8 (812) 309-75-97 (многоканальный)

Факс: 8 (812) 320-03-32

Электронная почта: [ocean@oceanchips.ru](mailto:ocean@oceanchips.ru)

Web: <http://oceanchips.ru/>

Адрес: 198099, г. Санкт-Петербург, ул. Калинина, д. 2, корп. 4, лит. А