

Adjustable 0.6V Open Collector Shunt Voltage Reference

- Internal 0.6V $\pm 0.5\%$ precision
- Low output saturation voltage
75mV max. between SINK and GND
- Low current consumption: 150 μ A
- Low supply voltage 1.7V
- Industrial temperature range: -40 to +85°C
- 150ppm/°C temperature coefficient
- Lead free available

Description

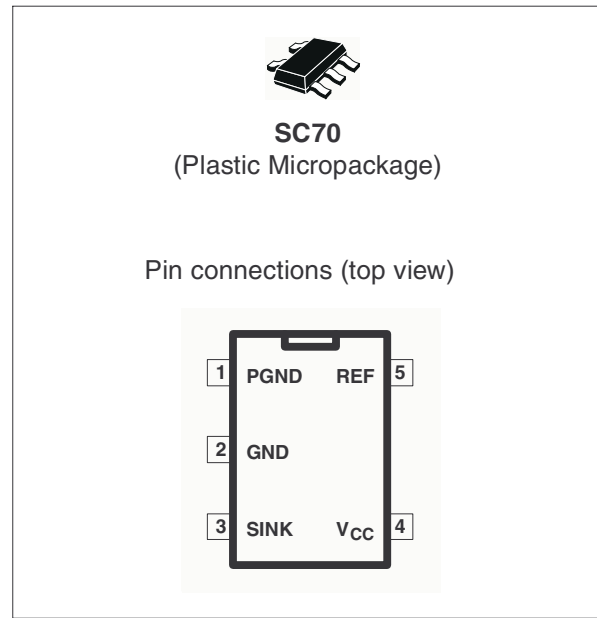
The TS4436 is a four-terminal device dedicated to low voltage Switch Mode Power Supplies (SMPS).

It integrates a 0.6V voltage reference, an amplifier, and an open collector output transistor in a single package. The TS4436's operating mode is similar to the well-known standard voltage reference, the TL431. It maintains the desired feedback voltage at the REF pin in a closed loop configuration by sinking a current proportional to the error voltage at the REF pin.

TS4436 features an open collector transistor with an ultra-low saturation voltage. This feature allows it to be used in series with the optocoupler in an SMPS for regulation up to a 1.8V output voltage.

Order Codes

Part Number	Accuracy	Temperature Range	Package	Packing	Marking
TS4436AICT	0.5%	-40, +85°C	SC70	Tape & Reel	L22
TS4436ICT	1%				L21



Applications

- Low voltage switch mode power supplies
- Isolated DC/DC converter
- Computers
- Low voltage discrete regulators

1 Absolute Maximum Ratings and Operating Conditions

Table 1. Key parameters and their absolute maximum ratings

Symbol	Parameter	Value	Unit
I _{SINK}	Output sink current	30	mA
V _{CC}	Supply voltage	12	V
V _{SINK}	Output voltage	12	V
P _{diss}	Power Dissipation ⁽¹⁾ SOT23-5		mW
P _{diss}	Power Dissipation ⁽²⁾ SC70	310	mW
T _{STD}	Storage Temperature	-65 to +150	°C
ESD	Human Body Model (HBM)	2	kV
	Machine Model (MM)	200	V
T _{LEAD}	Lead Temperature (soldering, 10 seconds)	250	°C

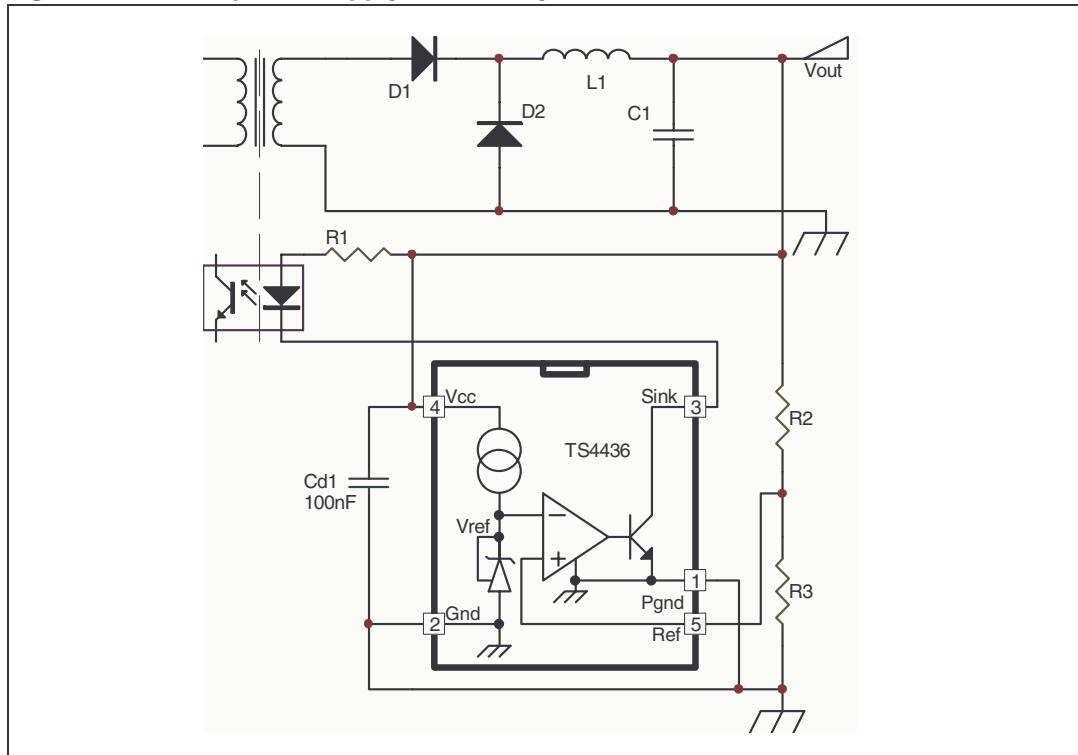
1. P_{diss} has been calculated with T_{AMB} = 25°C, T_{Junction}=150°C and
 R_{thJA} = 250°C/W for the SOT23-5 package
 R_{thJC} = 81°C/W for the SOT23-5 package
2. P_{diss} has been calculated with T_{AMB} = 25°C, T_{Junction}=150°C and
 R_{thJA} = 250°C/W for the SOT23-5 package
 R_{thJC} = 81°C/W for the SOT23-5 package

Table 2. Operating conditions

Symbol	Parameter	Value	Unit
T _{OPER}	Operating temperature range	-40 to +85	°C
V _{CC}	Supply voltage	1.7 to 10	V
I _{SINK}	Output sink current	up to 20	mA

2 Typical Application Schematic

Figure 1. SMPS power supply: secondary side



3 Electrical Characteristics

Table 3. Electrical characteristics for $T_{amb} = 25^{\circ}\text{C}$, $V_{CC} = 1.8\text{V}$, $I_{SINK} = 2\text{mA}$ unless otherwise specified

Symbol	Parameter	Test Conditions	Min.	Typ.	Max.	Unit
V_{ref}	Reference voltage TS4436A 0.5%		0.597	0.6	0.603	V
		$-40^{\circ}\text{C} < T < +85^{\circ}\text{C}$	0.589		0.611	
V_{ref}	Reference voltage TS4436 1%		0.594	0.6	0.606	V
		$-40^{\circ}\text{C} < T < +85^{\circ}\text{C}$	0.589	0.6	0.611	
T_C	Temperature coefficient				150	ppm/ $^{\circ}\text{C}$
RegLine	Change in V_{ref} due to change in V_{CC}	$V_{CC}=1.7$ to 10V		1	2.5	mV
		$-40^{\circ}\text{C} < T < +85^{\circ}\text{C}$		2	3	
RegLoad	Change in V_{ref} due to change in I_{SINK}	$I_{SINK}=0.1$ to 20mA		3.5	7	mV
		$-40^{\circ}\text{C} < T < +85^{\circ}\text{C}$			10	
I_{CC}	Supply current	$I_{SINK}=2\text{mA}$		150	200	μA
		$-40^{\circ}\text{C} < T < +85^{\circ}\text{C}$			250	
I_{REF}	Change in I_{ref} Reference input current due to change in I_{SINK}	$0.1 < I_{SINK} < 10\text{mA}$		20	50	nA
		$-40^{\circ}\text{C} < T < +85^{\circ}\text{C}$			65	
V_{SAT}	Output transistor saturation voltage	$I_{SINK}=5\text{mA}$		30	50	mV
		$-40^{\circ}\text{C} < T < +85^{\circ}\text{C}$			60	
		$I_{SINK}=20\text{mA}$		90	120	
		$-40^{\circ}\text{C} < T < +85^{\circ}\text{C}$			140	
I_{OH}	Output leakage current	$V_{SINK}=V_{CC}$			0.05	μA
		$-40^{\circ}\text{C} < T < +85^{\circ}\text{C}$			0.1	

Note: Limits are 100% production tested at 25°C . Limits over temperature are guaranteed through correlation and by design.

Figure 2. V_{ref} vs. temperature

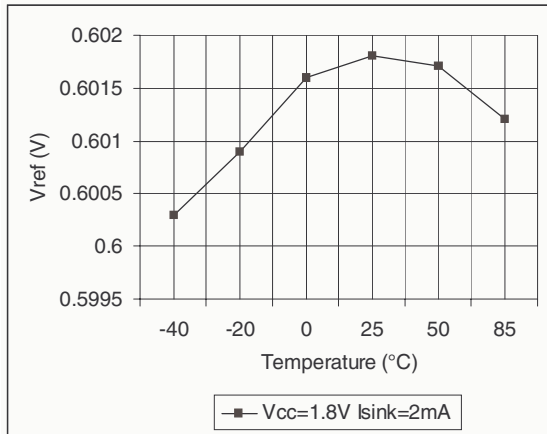


Figure 3. V_{ref} vs. temperature

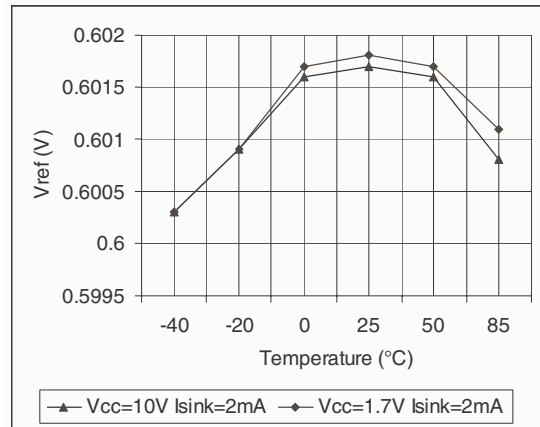


Figure 4. I_{CC} vs. temperature

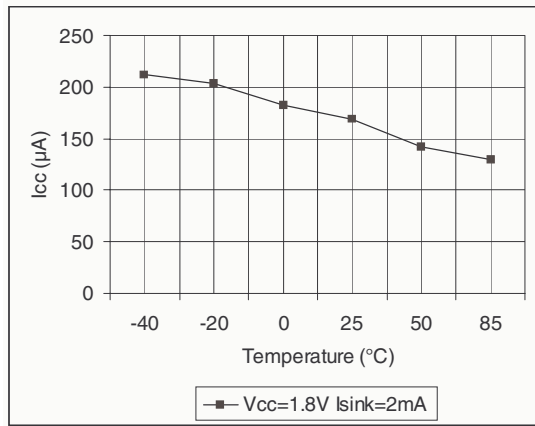


Figure 5. I_{CC} at 25°C

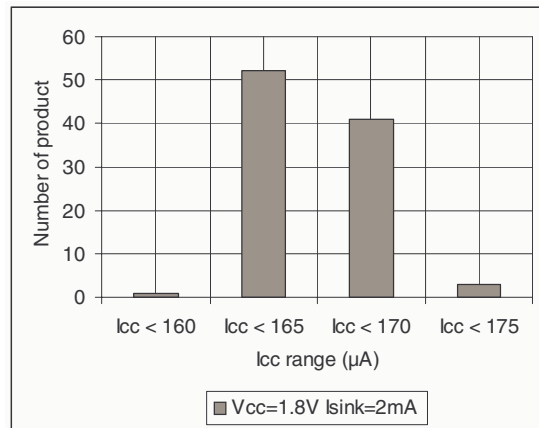


Figure 6. V_{SAT} vs. temperature

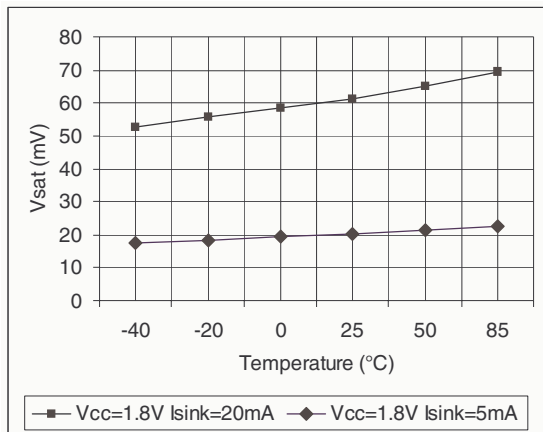
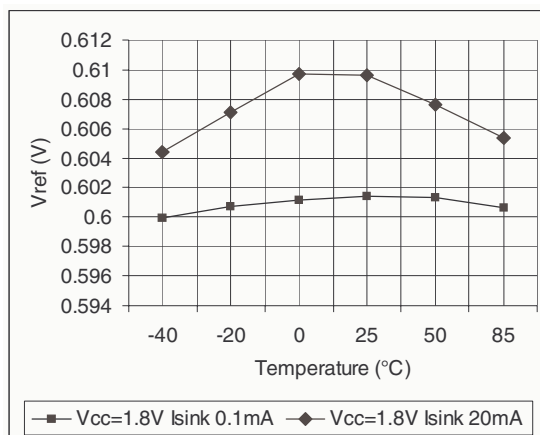


Figure 7. V_{ref} vs. temperature

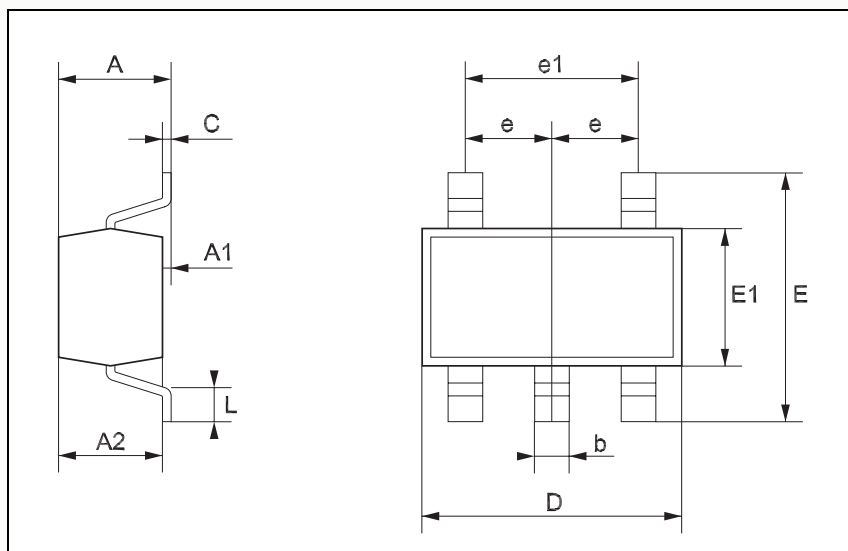


4 Package Mechanical Data

In order to meet environmental requirements, ST offers these devices in ECOPACK[®] packages. These packages have a Lead-free second level interconnect. The category of second level interconnect is marked on the package and on the inner box label, in compliance with JEDEC Standard JESD97. The maximum ratings related to soldering conditions are also marked on the inner box label. ECOPACK is an ST trademark. ECOPACK specifications are available at: www.st.com.

SC70 Package

SOT323-5L MECHANICAL DATA						
DIM.	mm.			mils		
	MIN.	TYP.	MAX.	MIN.	TYP.	MAX.
A	0.80		1.10	31.5		43.3
A1	0.00		0.10	0.0		3.9
A2	0.80		1.00	31.5		39.4
b	0.15		0.30	5.9		11.8
C	0.10		0.18	3.9		7.1
D	1.80		2.20	70.9		86.6
E	1.80		2.40	70.9		94.5
E1	1.15		1.35	45.3		53.1
e		0.65			25.6	
e1		1.3			51.2	
L	0.10		0.30	3.9		11.8



5 Revision History

Table 4. Document revision history

Date	Revision	Changes
Feb. 2006	1	First release of datasheet.

Please Read Carefully:

Information in this document is provided solely in connection with ST products. STMicroelectronics NV and its subsidiaries ("ST") reserve the right to make changes, corrections, modifications or improvements, to this document, and the products and services described herein at any time, without notice.

All ST products are sold pursuant to ST's terms and conditions of sale.

Purchasers are solely responsible for the choice, selection and use of the ST products and services described herein, and ST assumes no liability whatsoever relating to the choice, selection or use of the ST products and services described herein.

No license, express or implied, by estoppel or otherwise, to any intellectual property rights is granted under this document. If any part of this document refers to any third party products or services it shall not be deemed a license grant by ST for the use of such third party products or services, or any intellectual property contained therein or considered as a warranty covering the use in any manner whatsoever of such third party products or services or any intellectual property contained therein.

UNLESS OTHERWISE SET FORTH IN ST'S TERMS AND CONDITIONS OF SALE ST DISCLAIMS ANY EXPRESS OR IMPLIED WARRANTY WITH RESPECT TO THE USE AND/OR SALE OF ST PRODUCTS INCLUDING WITHOUT LIMITATION IMPLIED WARRANTIES OF MERCHANTABILITY, FITNESS FOR A PARTICULAR PURPOSE (AND THEIR EQUIVALENTS UNDER THE LAWS OF ANY JURISDICTION), OR INFRINGEMENT OF ANY PATENT, COPYRIGHT OR OTHER INTELLECTUAL PROPERTY RIGHT.

UNLESS EXPRESSLY APPROVED IN WRITING BY AN AUTHORIZE REPRESENTATIVE OF ST, ST PRODUCTS ARE NOT DESIGNED, AUTHORIZED OR WARRANTED FOR USE IN MILITARY, AIR CRAFT, SPACE, LIFE SAVING, OR LIFE SUSTAINING APPLICATIONS, NOR IN PRODUCTS OR SYSTEMS, WHERE FAILURE OR MALFUNCTION MAY RESULT IN PERSONAL INJURY, DEATH, OR SEVERE PROPERTY OR ENVIRONMENTAL DAMAGE.

Resale of ST products with provisions different from the statements and/or technical features set forth in this document shall immediately void any warranty granted by ST for the ST product or service described herein and shall not create or extend in any manner whatsoever, any liability of ST.

ST and the ST logo are trademarks or registered trademarks of ST in various countries.

Information in this document supersedes and replaces all information previously supplied.

The ST logo is a registered trademark of STMicroelectronics. All other names are the property of their respective owners.

© 2006 STMicroelectronics - All rights reserved

STMicroelectronics group of companies

Australia - Belgium - Brazil - Canada - China - Czech Republic - Finland - France - Germany - Hong Kong - India - Israel - Italy - Japan - Malaysia - Malta - Morocco - Singapore - Spain - Sweden - Switzerland - United Kingdom - United States of America

www.st.com

Компания «Океан Электроники» предлагает заключение долгосрочных отношений при поставках импортных электронных компонентов на взаимовыгодных условиях!

Наши преимущества:

- Поставка оригинальных импортных электронных компонентов напрямую с производств Америки, Европы и Азии, а так же с крупнейших складов мира;
- Широкая линейка поставок активных и пассивных импортных электронных компонентов (более 30 млн. наименований);
- Поставка сложных, дефицитных, либо снятых с производства позиций;
- Оперативные сроки поставки под заказ (от 5 рабочих дней);
- Экспресс доставка в любую точку России;
- Помощь Конструкторского Отдела и консультации квалифицированных инженеров;
- Техническая поддержка проекта, помощь в подборе аналогов, поставка прототипов;
- Поставка электронных компонентов под контролем ВП;
- Система менеджмента качества сертифицирована по Международному стандарту ISO 9001;
- При необходимости вся продукция военного и аэрокосмического назначения проходит испытания и сертификацию в лаборатории (по согласованию с заказчиком);
- Поставка специализированных компонентов военного и аэрокосмического уровня качества (Xilinx, Altera, Analog Devices, Intersil, Interpoint, Microsemi, Actel, Aeroflex, Peregrine, VPT, Syfer, Eurofarad, Texas Instruments, MS Kennedy, Miteq, Cobham, E2V, MA-COM, Hittite, Mini-Circuits, General Dynamics и др.);

Компания «Океан Электроники» является официальным дистрибьютором и эксклюзивным представителем в России одного из крупнейших производителей разъемов военного и аэрокосмического назначения «JONHON», а так же официальным дистрибьютором и эксклюзивным представителем в России производителя высокотехнологичных и надежных решений для передачи СВЧ сигналов «FORSTAR».



JONHON

«JONHON» (основан в 1970 г.)

Разъемы специального, военного и аэрокосмического назначения:

(Применяются в военной, авиационной, аэрокосмической, морской, железнодорожной, горно- и нефтедобывающей отраслях промышленности)

«FORSTAR» (основан в 1998 г.)

ВЧ соединители, коаксиальные кабели,
кабельные сборки и микроволновые компоненты:

(Применяются в телекоммуникациях гражданского и специального назначения, в средствах связи, РЛС, а так же военной, авиационной и аэрокосмической отраслях промышленности).



Телефон: 8 (812) 309-75-97 (многоканальный)

Факс: 8 (812) 320-03-32

Электронная почта: ocean@oceanchips.ru

Web: <http://oceanchips.ru/>

Адрес: 198099, г. Санкт-Петербург, ул. Калинина, д. 2, корп. 4, лит. А