



### ■ Features

- **Global certificates**
- Universal AC input / Full range
- 2 pole EURO plug, Class II power unit
- No load power consumption < 0.075W
- **Energy efficiency Level VI**
- Comply with EU ErP and CoC Version 5
- Protections: Short circuit / Overload / Over voltage
- Fully enclosed plastic case
- Pass LPS
- -30~+70°C wide range working temperature
- LED indicator for power on
- **Various DC plug quick adapter accessory available**  
(Plug kit sold sperately, please refer to : [https://www.meanwell.com/upload/pdf/DC\\_plug.pdf](https://www.meanwell.com/upload/pdf/DC_plug.pdf) )
- 3 years warranty

### ■ Applications

- Consumer electronic devices
- Telecommunication devices
- Office facilities
- Industrial equipments

### ■ Description

GST25E is a highly reliable, 25W wall-mounted style single-output green adaptor series. This product is a class II power unit (no FG), equipped with a 2-Pin standard European AC power plug, adopting the input range from 85VAC to 264VAC. The entire series supplies different models with output voltages ranging between 5VDC and 48VDC that can satisfy the demands for various types of consumer electronic devices. With the efficiency up to 89% and the extremely low no-load power consumption below 0.075W, GST25E is compliant with EU ErP, and Code of Conduct(CoC) Version 5 . The supreme feature allows the adaptor to save the energy when it is either under the operating mode or the standby mode. The entire series utilizes the 94V-0 flame retardant plastic case, providing the double insulation that effectively prevents electrical shock. GST25E is certified for the international safety regulations.

### ■ Model Encoding

**GST 25 E 05 -P1J**

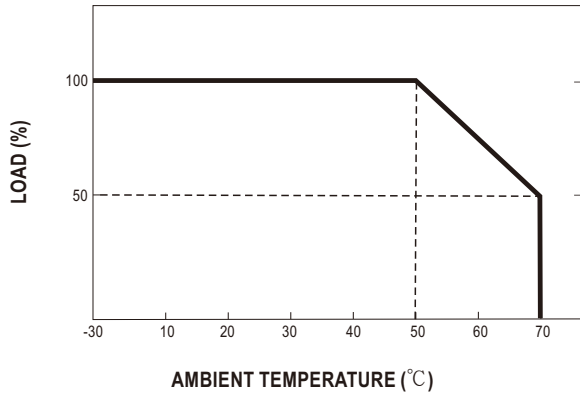




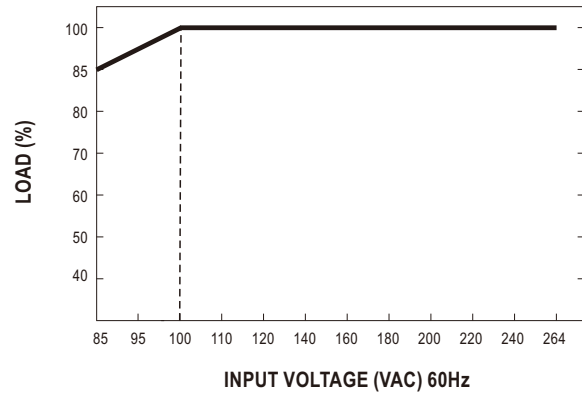
**SPECIFICATION**

ORDER NO.	GST25E05-P1J	GST25E07-P1J	GST25E09-P1J	GST25E12-P1J	GST25E15-P1J	GST25E18-P1J	GST25E24-P1J	GST25E28-P1J	GST25E48-P1J		
OUTPUT	<b>SAFETY MODEL NO.</b>	GST25E05	GST25E07	GST25E09	GST25E12	GST25E15	GST25E18	GST25E24	GST25E28	GST25E48	
	<b>DC VOLTAGE</b> Note.2	5V	7.5V	9V	12V	15V	18V	24V	28V	48V	
	<b>RATED CURRENT</b>	4.0A	2.93A	2.55A	2.08A	1.66A	1.38A	1.04A	0.89A	0.52A	
	<b>CURRENT RANGE</b>	0 ~ 4.0A	0 ~ 2.93A	0 ~ 2.55A	0 ~ 2.08A	0 ~ 1.66A	0 ~ 1.38A	0 ~ 1.04A	0 ~ 0.89A	0 ~ 0.52A	
	<b>RATED POWER (max.)</b>	20W	22W	23W	25W	25W	25W	25W	25W	25W	
	<b>RIPPLE &amp; NOISE (max.)</b> Note.3	80mVp-p	80mVp-p	80mVp-p	80mVp-p	100mVp-p	100mVp-p	150mVp-p	150mVp-p	150mVp-p	
	<b>VOLTAGE TOLERANCE</b> Note.4	±5.0%	±5.0%	±5.0%	±3.0%	±3.0%	±3.0%	±2.0%	±2.0%	±2.0%	
	<b>LINE REGULATION</b> Note.5	±1.0%	±1.0%	±1.0%	±1.0%	±1.0%	±1.0%	±1.0%	±1.0%	±1.0%	
	<b>LOAD REGULATION</b> Note.6	±5.0%	±5.0%	±5.0%	±3.0%	±3.0%	±3.0%	±2.0%	±2.0%	±2.0%	
<b>SETUP, RISE, HOLD UP TIME</b>	1000ms, 30ms, 50ms/230VAC      1500ms, 30ms, 15ms/115VAC at full load										
INPUT	<b>VOLTAGE RANGE</b> Note.7	85 ~ 264VAC									
	<b>FREQUENCY RANGE</b>	47 ~ 63Hz									
	<b>EFFICIENCY (Typ.)</b>	81.5%	84.5%	85%	86.5%	87%	87%	88%	88%	89%	
	<b>AC CURRENT</b>	0.6A / 115VAC		0.35A / 230VAC							
	<b>INRUSH CURRENT (max.)</b>	Cold start 35A / 115VAC		65A / 230VAC							
<b>LEAKAGE CURRENT(max.)</b>	0.25mA / 240VAC										
PROTECTION	<b>OVERLOAD</b>	110 ~ 150% rated output power Protection type : Hiccup mode, recovers automatically after fault condition is removed									
	<b>OVER VOLTAGE</b>	110 ~ 140% rated output voltage Protection type : Clamp by zener diode									
ENVIRONMENT	<b>WORKING TEMP.</b>	-30 ~ +70°C (Refer to "Derating Curve")									
	<b>WORKING HUMIDITY</b>	20% ~ 90% RH non-condensing									
	<b>STORAGE TEMP., HUMIDITY</b>	-40 ~ +85°C, 10 ~ 95% RH non-condensing									
	<b>TEMP. COEFFICIENT</b>	±0.03% / °C (0 ~ 50°C)									
<b>VIBRATION</b>	10 ~ 500Hz, 2G 10min./1cycle, period for 60min. each along X, Y, Z axes										
SAFETY & EMC (Note. 9)	<b>SAFETY STANDARDS</b> Note. 8	TUV EN62368-1, EAC TP TC 004 approved; SIRIM MS IEC60950-1 (optional) approved									
	<b>WITHSTAND VOLTAGE</b>	I/P-O/P:4242VDC									
	<b>ISOLATION RESISTANCE</b>	I/P-O/P:100M Ohms / 500VDC / 25°C / 70% RH									
	<b>EMC EMISSION</b>	<b>Parameter</b>	<b>Standard</b>						<b>Test Level / Note</b>		
		Conducted emission	EN55032(CISPR32), EAC TP TC 020						Class B		
		Radiated emission	EN55032(CISPR32), EAC TP TC 020						Class B		
		Harmonic current	EN61000-3-2						Class A		
	Voltage flicker	EN61000-3-3						-----			
	<b>EMC IMMUNITY</b>	<b>Parameter</b>	<b>Standard</b>						<b>Test Level /Note</b>		
		ESD	EN61000-4-2						Level 3, 8KV air; Level 2, 4KV contact		
RF field susceptibility		EN61000-4-3						Level 2, 3V/m			
EFT bursts		EN61000-4-4						Level 2, 1KV			
Surge susceptibility		EN61000-4-5						Level 4, 2KV/Line-Line			
Conducted susceptibility		EN61000-4-6						Level 2, 3V			
Magnetic field immunity		EN61000-4-8						Level 2, 3A/m			
Voltage dips , interruption	EN61000-4-11						>95% dip 0. 5 periods, 30% dip 25 periods, >95% interruptions 250 periods				
OTHERS	<b>MTBF</b>	500Khrs min. MIL-HDBK-217F(25°C)									
	<b>DIMENSION</b>	79*54*33mm (L*W*H)									
	<b>PACKING</b>	202.5g; 60pcs/13.2Kg/1.22CUFT									
CONNECTOR	<b>PLUG</b>	See page 4~5 ; Other type available by customer requested									
	<b>CABLE</b>	See page 4~5 ; Other type available by customer requested									
NOTE	<p>1.All parameters are specified at 230VAC input, rated load, 25°C 70% RH ambient.</p> <p>2.DC voltage: The output voltage set at point measure by plug terminal &amp; 50% load.</p> <p>3.Ripple &amp; noise are measured at 20MHz by using a 12" twisted pair terminated with a 0.1µf &amp; 47µf capacitor.</p> <p>4.Tolerance: includes set up tolerance, line regulation, load regulation.</p> <p>5.Line regulation is measured from low line to high line at rated load.</p> <p>6.Load regulation is measured from 10% to 100% rated load.</p> <p>7.Derating may be needed under low input voltage. Please check the derating curve for more details.</p> <p>8.The demand for Malaysia safety is processed with the order no. GST25E □ -SIRIM by request. Please contact MEAN WELL for details.</p> <p>9.The power supply is considered as an independent unit, but the final equipment still need to re-confirm that the whole system complies with the EMC directives. For guidance on how to perform these EMC tests, please refer to "EMI testing of component power supplies." (as available on <a href="http://www.meanwell.com">http://www.meanwell.com</a>)</p>										

■ Derating Curve

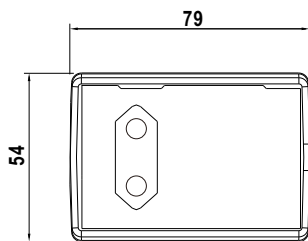
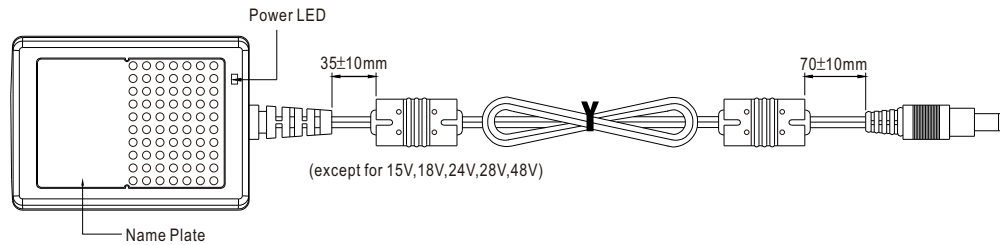
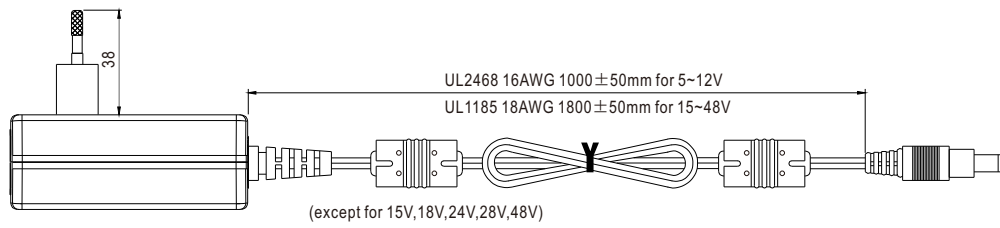


■ Static Characteristics



■ Mechanical Specification

Unit:mm



■ DC output plug

⊙ Standard plug: P1J

P1J	Pin Assignment
	Outside ⊖ ⊕ Inside

⊙ DC plug changeable through:

- (1) Customization of the standard part with an optional DC plug according to the table (MOQ applicable)
- (2) Quick adapter accessory (sold separately without MOQ)








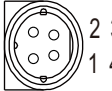





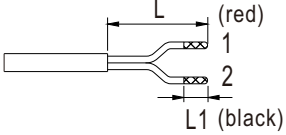
Please refer to below table and online selection guide : [https://www.meanwell.com/upload/pdf/DC\\_plug.pdf](https://www.meanwell.com/upload/pdf/DC_plug.pdf)

Example quick adapter accessory:



⊙ Optional DC plug: (Available in customized cable or quick adapter)

Tuning Fork Style	Type No.	A	B	C	Quick Adapter Accessory
		OD	ID	L	
	P1I (Straight)	5.5	2.1	9.5	Available (Current rating: 7.5A max.)
	P1L (Straight)	5.5	2.5	9.5	
	P1M (Straight)	5.5	2.5	11.0	
	P1IR (Right-angled)	5.5	2.1	9.5	
	P1JR (Right-angled)	5.5	2.1	11.0	
	P1LR (Right-angled)	5.5	2.5	9.5	
P1MR (Right-angled)	5.5	2.5	11.0		
Barrel Style	Type No.	A	B	C	Quick Adapter Accessory
		OD	ID	L	
	P2I (Straight)	5.5	2.1	9.5	None
	P2J (Straight)	5.5	2.1	11.0	
	P2L (Straight)	5.5	2.5	9.5	
	P2M (Straight)	5.5	2.5	11.0	
	P2IR (Right-angled)	5.5	2.1	9.5	
	P2JR (Right-angled)	5.5	2.1	11.0	
	P2LR (Right-angled)	5.5	2.5	9.5	
	P2MR (Right-angled)	5.5	2.5	11.0	
Lock Style	Type No.	A	B	C	Quick Adapter Accessory
		OD	ID	L	
	P2S(S761K)	5.53	2.03	12.06	None
	P2K(761K)	5.53	2.54	12.06	
	P2C(S760K)	5.53	2.03	9.52	
	P2D(760K)	5.53	2.54	9.52	

Min. Pin Style	Type No.	A	B	C	Quick Adapter Accessory	
		OD	ID	L		
  <p>EIAJ equivalent</p>	P3A	2.35	0.7	11.0	<b>Available</b> (Current rating: 5A max.)	
	P3B	4.0	1.7	11.0		
	P3C	4.75	1.7	11.0		
Center Pin Style	Type No.	A	B	C	D	<b>Available</b> (Current rating: 7.5A max.)
  <p>EIAJ equivalent</p>	P4A	5.5	3.4	11.0	1.0	
	P4B	6.5	4.4	11.0	1.4	
	P4C	7.4	5.1	11.0	0.6	
Min. DIN 3 Pin with Lock (male)	Type No.	Pin Assignment		<b>Available</b> (Current rating: 7.5A max.)		
  <p>KYCON KPPX-3P equivalent</p>	R6B	PIN No.	Output			
		1	+Vo			
		2	-Vo			
Min. DIN 4 Pin with Lock (male)	Type No.	Pin Assignment		<b>Available</b> (Current rating: 7.5A max.)		
  <p>KYCON KPPX-4P equivalent</p>	R7B	PIN No.	Output			
		1	+Vo			
		2	-Vo			
		3	-Vo			
Min. DIN 4 Pin with Lock (female)	Type No.	Pin Assignment		<b>None</b>		
  <p>KYCON KPJX-CM-4S equivalent</p>	R7BF	PIN No.	Output			
		1	+Vo			
		2	-Vo			
		3	-Vo			
DIN 5 Pin (male)	Type No.	Pin Assignment		<b>Available</b> (Current rating: 7.5A max.)		
 	R1B	PIN No.	Output			
		1	-Vo			
		2	-Vo			
		3	+Vo			
		4	-Vo			
5	+Vo					
Stripped and tinned leads	Type No.	Pin Assignment		<b>None</b>		
  <p>Length of Land L1 by request                      (MW's standard length, L: 25 mm, L1: 5 mm)</p>	by customer	PIN No.	Output			
		1	+Vo			
		2	-Vo			

**Installation Manual**

Please refer to : <http://www.meanwell.com/manual.html>

Компания «Океан Электроники» предлагает заключение долгосрочных отношений при поставках импортных электронных компонентов на взаимовыгодных условиях!

Наши преимущества:

- Поставка оригинальных импортных электронных компонентов напрямую с производств Америки, Европы и Азии, а так же с крупнейших складов мира;
- Широкая линейка поставок активных и пассивных импортных электронных компонентов (более 30 млн. наименований);
- Поставка сложных, дефицитных, либо снятых с производства позиций;
- Оперативные сроки поставки под заказ (от 5 рабочих дней);
- Экспресс доставка в любую точку России;
- Помощь Конструкторского Отдела и консультации квалифицированных инженеров;
- Техническая поддержка проекта, помощь в подборе аналогов, поставка прототипов;
- Поставка электронных компонентов под контролем ВП;
- Система менеджмента качества сертифицирована по Международному стандарту ISO 9001;
- При необходимости вся продукция военного и аэрокосмического назначения проходит испытания и сертификацию в лаборатории (по согласованию с заказчиком);
- Поставка специализированных компонентов военного и аэрокосмического уровня качества (Xilinx, Altera, Analog Devices, Intersil, Interpoint, Microsemi, Actel, Aeroflex, Peregrine, VPT, Syfer, Eurofarad, Texas Instruments, MS Kennedy, Miteq, Cobham, E2V, MA-COM, Hittite, Mini-Circuits, General Dynamics и др.);

Компания «Океан Электроники» является официальным дистрибьютором и эксклюзивным представителем в России одного из крупнейших производителей разъемов военного и аэрокосмического назначения «**JONHON**», а так же официальным дистрибьютором и эксклюзивным представителем в России производителя высокотехнологичных и надежных решений для передачи СВЧ сигналов «**FORSTAR**».



## JONHON

«**JONHON**» (основан в 1970 г.)

Разъемы специального, военного и аэрокосмического назначения:

(Применяются в военной, авиационной, аэрокосмической, морской, железнодорожной, горно- и нефтедобывающей отраслях промышленности)

«**FORSTAR**» (основан в 1998 г.)

ВЧ соединители, коаксиальные кабели,  
кабельные сборки и микроволновые компоненты:

(Применяются в телекоммуникациях гражданского и специального назначения, в средствах связи, РЛС, а так же военной, авиационной и аэрокосмической отраслях промышленности).



Телефон: 8 (812) 309-75-97 (многоканальный)

Факс: 8 (812) 320-03-32

Электронная почта: [ocean@oceanchips.ru](mailto:ocean@oceanchips.ru)

Web: <http://oceanchips.ru/>

Адрес: 198099, г. Санкт-Петербург, ул. Калинина, д. 2, корп. 4, лит. А