


FL SERIES

Floating Hot Deck LVPS With Isolated Digital and Analog I/O

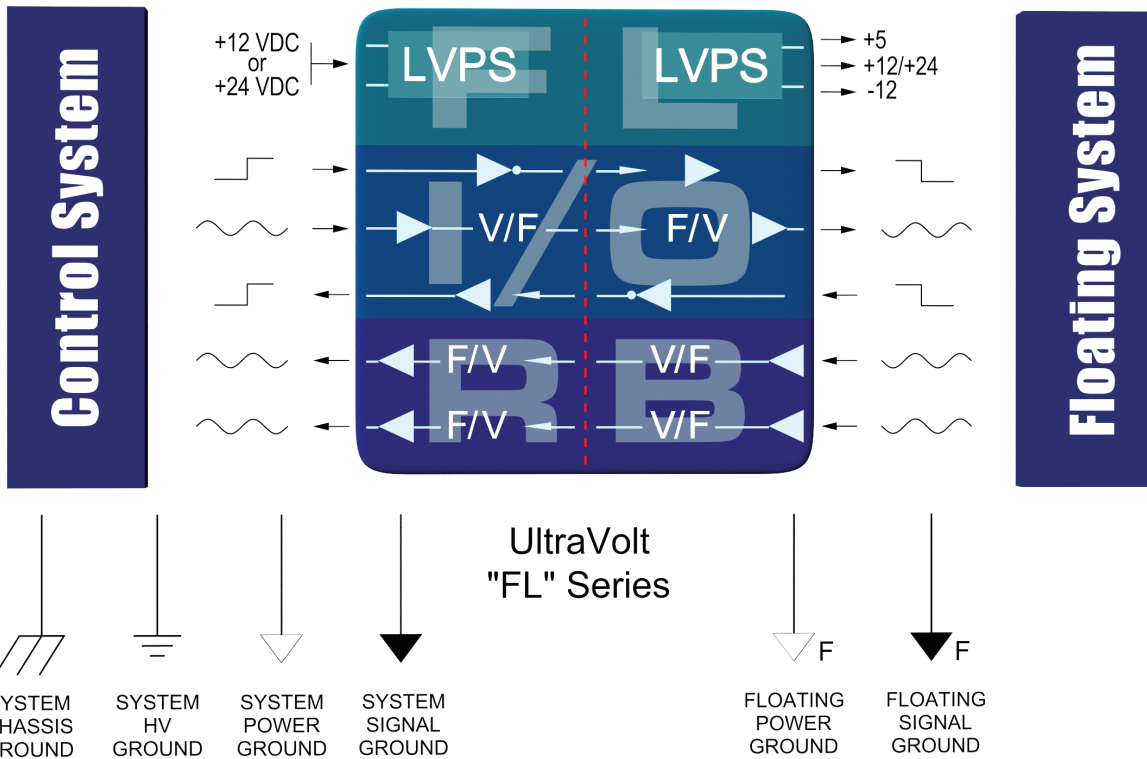


The FL Series of floating-hot-deck, low-voltage power supplies offers an integrated solution for systems requiring LV power & controls with high-voltage isolation. Combining a highly isolated, DC-to-DC, multi-output low-voltage power supply (LVPS) with an advanced isolated digital & analog I/O topology, the FL sub-system provides both power and controls to floating-hot-deck circuitry. This solution, when combined with one or more UV HVPS or other circuitry, can provide high-performance solutions for applications such as:

- Isolated up to 15kV
- DC leakage current of <10nA
- AC leakage capacitance of <40pF
- 3 regulated floating LV power outputs
- Isolated digital I/O to and from floating hot deck
- Isolated analog I/O to and from floating hot deck
- UL/cUL Recognized Component; CE Mark (LVD & RoHS)

- | | |
|---------------------------------------|-----------------------------|
| Floating/Stacked Ion or E-Beam Biases | Floating Filament Bias |
| Floating Pulsers & Gated Grids | Floating Capacitance Meters |
| Floating High Side Current Monitors | Floating Leakage Testers |

Please contact UltraVolt's customer service department for an analysis of your requirements.



Specifications subject to change without notice.



Making High Voltage Easier!®

Higher Service, Higher Performance, Higher Reliability
©2011, UltraVolt Inc. All rights reserved.

FL SERIES

Floating Hot Deck LVPS With Isolated Digital and Analog I/O

PARAMETER	CONDITIONS	MODELS		UNITS
INPUT POWER:		12V MODELS	24V MODELS	
Voltage Range	Full Power	+12 ± 5%	+24 ± 5%	VDC
Voltage Range	Derated Power Range	+10.8 to +16	+21.6 to +30	VDC
Current	Standby (Disabled)	< 90	< 50	mA
Current	No Load	< 0.15	< 0.15	A
Current	Max Load	< 1.60	< 1.40	A
AC Ripple Current	Nominal Input, Full Load	< 80	< 100	mA p-p
LOCAL CONTROLS: REFERENCE		ALL TYPES		
Output Voltage	T = +25°C, Initial value	+5.1 ± 1%		VDC
Output Impedance	T = +25°C	464 ± 1%		Ω
Stability	Over full temperature range	0.2		mV/°C
LOCAL CONTROLS: LVPS ENABLE / DISABLE		ALL TYPES		
Power supply on	Open, or a voltage above TTL high	+2.4 to 32		VDC
Power supply off	Grounded, or a voltage below TTL low	0 to + 0.7 ± 0.2 (Isink 1mA minimum)		VDC
INPUT / OUTPUT ISOLATION:		12V MODELS	24V MODELS	
Isolation Voltage	Continuous	15	15	kV
Leakage Current	All inputs to all outputs	< 10 std, < 100 "-E"	< 10 std, < 100 "-E"	nA
Leakage Capacitance	All inputs to all outputs	< 40 std, < 50 "-E"	< 50 std or "-E"	pF
ISOLATED POWER OUTPUTS:		15FL12-12W	15FL24-24W	
Output #1 Power	Nominal input, max lout	12	24	W
Output #1 Voltage	Nominal input voltage range	+12 ± 2%	+24 ± 2%	VDC
Output #1 Current	Minimum to Maximum	0 to 1	0 to 1	A
Output #1 Line Regulation	Nominal input range, full load	< 0.1%	< 0.1%	VDC
Output #1 Load Regulation	No load to full load	< 0.1%	< 0.1%	VDC
Output #1 Ripple	Full load	< 2%	< 1%	V p-p
Output #2 Voltage	Nominal input voltage range	-15 ± 1	-15 ± 1	VDC
Output #2 Current	Minimum > Maximum	0 to 10	0 to 10	mA
Output #2 Line Regulation	Nominal input range, full load	< 0.1%	< 0.1%	VDC
Output #2 Load Regulation	No load to full load	< 2%	< 2%	VDC
Output #2 Ripple	Full load	< 2%	< 2%	V p-p
Output #3 Voltage	Nominal input voltage range	+5.6 ± 6%	+5.6 ± 6%	VDC
Output #3 Current	Minimum > Maximum	0 to 10	0 to 10	mA
Output #3 Line Regulation	Nominal input range, full load	< 1 %	< 1 %	VDC
Output #3 Load Regulation	No load to full load	< 1 %	< 1 %	VDC
Output #3 Ripple	Full load	< 1 %	< 1 %	V p-p
ISOLATED CONTROLS: TTL CHANNEL "UP"		ALL TYPES WITH "-I/O" OPTION		
Local input	Source voltage, sink current	10MΩ internal pull up to +15V <1V low, >2.5V high		VDC
Isolated output	Inverted & buffered TTL	Open collector with internal 1kΩ pull up to +5V Can sink 10mA max		VDC
Baud Rate	Varying duty cycle	DC to >300		kHz
ISOLATED CONTROLS: ANALOG CHANNEL "UP"		ALL TYPES WITH "-I/O" OPTION		
Local input voltage	Range	0 to + 5		VDC
Local input impedance		10 Meg		Ω
Isolated output voltage	Range	0 to + 5		VDC
Isolated output impedance		Buffered low impedance		-
Initial offset error		< ± 1%		mV
Gain error	Full scale	< ± 2%		VDC
Linearity error	0 to full scale	< ± 1%		VDC
Stability	30 min. warm-up, per 8 hrs / per day	< 0.01% / < 0.02%		VDC
Temperature Coefficient	0 to +55°C	< ± 50		ppm/°C
Bandwidth	Symmetric or asymmetric signal	DC to 30 (-3dB point is 47 Hz)		Hz



Making High Voltage Easier!®

1800 Ocean Avenue, Ronkonkoma, NY 11779
Phone: 1-631-471-4444 Fax: 1-631-471-4696 www.ultravolt.com

FL SERIES

Floating Hot Deck LVPS With Isolated Digital and Analog I/O

‘-RB’ ISOLATED CONTROLS: TTL CHANNEL “DOWN”				
PARAMETER	CONDITIONS	ALL TYPES WITH “-I/O-R/B” OPTION	UNITS	
Isolated ‘Hot Deck’ Input	Source voltage, sink current	10M Ω internal pull up to +15V <1V low, >2.5V high	VDC	
Local output	Inverted & Buffered TTL	Open collector with internal 1k Ω pull up to +5V Can sink 10mA max	VDC	
Bandwidth	Varying duty cycle	DC to >300	kHz	
ISOLATED CONTROLS: ANALOG CHANNELS #1 & #2 “DOWN”				
PARAMETER	CONDITIONS	ALL TYPES WITH “-I/O-R/B” OPTION	UNITS	
Isolated ‘Hot Deck’ +Input	Range	0 to +5, 0 to +10 with >+15VDC input power	VDC	
Isolated ‘Hot Deck’ -Input	Range	0 to -5, 0 to -10 with >+15VDC input power	VDC	
Isolated ‘Hot Deck’ + or - Input impedance	Signal source	> 10 Meg	Ω	
Local output +voltage	Range	0 to +5, 0 to +10 with >+15VDC input power	VDC	
Local output -voltage	Range	0 to -5, 0 to -10 with >+15VDC input power	VDC	
Local output impedance	Signal source	Buffered low impedance	Ω	
Initial offset error	Signal source	< \pm 5	mVDC	
Gain error	Full scale	< \pm 1%	VDC	
Linearity error	0 to full scale	< \pm 1%	VDC	
Stability	30 min. warm-up, per 8 hrs / per day	< 0.01% / < 0.02%	VDC	
Temperature Coefficient	-20 $^{\circ}$ C to +55 $^{\circ}$ C	< \pm 50	ppm/ $^{\circ}$ C	
Bandwidth	Symmetric or asymmetric signal	DC to 30 (-3dB point is 47Hz)	Hz	
TEMPERATURE:	CONDITIONS	ALL TYPES		
Operating	Full load, case measurement	-20 to +55	$^{\circ}$ C	
Storage	Non-operating, case measurement	-55 to +85	$^{\circ}$ C	
Thermal shock	Mil-Std-810, Method 503-4, Proc. II	-20 to +55	$^{\circ}$ C	
ALTITUDE:		ALL TYPES		
Operating	All operating conditions	Sea level to Vacuum		
Storage	Non-operating	Sea level to Vacuum		
SHOCK & VIBRATION:		STANDARD	- R/B OPTION	
Shock	Mil-Std-810, Method 516.5, Proc IV	20	20	G's
Vibration	Mil-Std-810, Method 514.5, Fig. 514.5C-3	10	10	G's

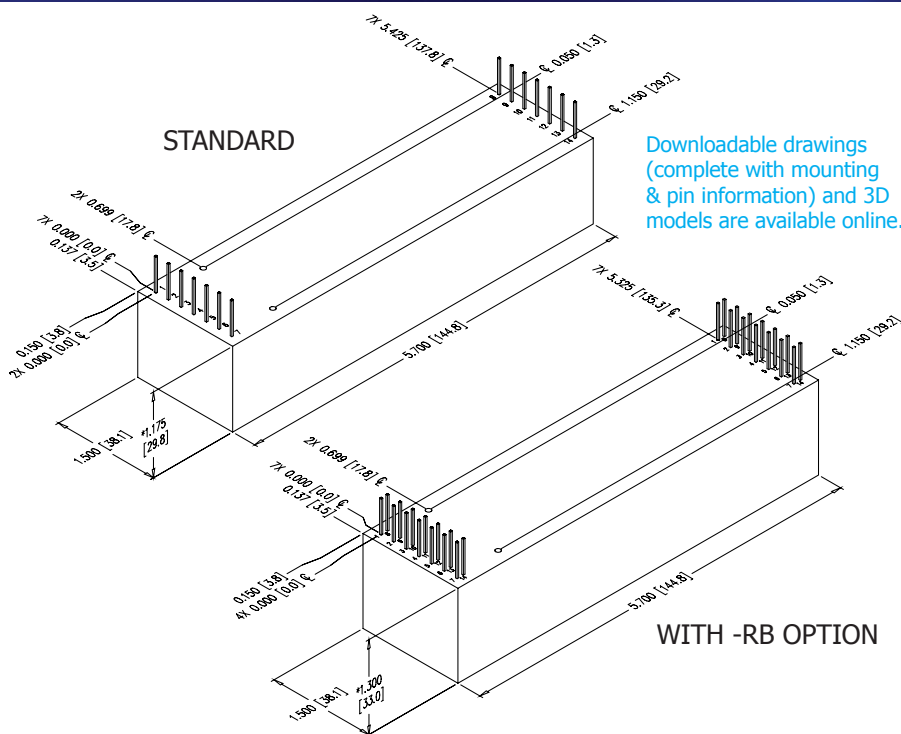


Making High Voltage Easier!®

1800 Ocean Avenue, Ronkonkoma, NY 11779
Phone: 1-631-471-4444 Fax: 1-631-471-4696 www.ultravolt.com

FL SERIES

Floating Hot Deck LVPS With Isolated Digital and Analog I/O



CONSTRUCTION

Epoxy-filled DAP box certified to ASTM-D-5948

SIZE

Volume: Standard: 10 in³ (163.9cc)
 -R/B Option: 11.1 in³ (182cc)
 Weight: Standard: 12.0 oz (340.2g)
 -R/B Option: 13.3 oz (377.1g)

TOLERANCE

Overall $\pm 0.050''$ (1.27)
 Pin to Pin $\pm 0.015''$ (0.38)
 Mounting hole locations $\pm 0.025''$ (0.64)

NOTES

24-watt versions are an additional 0.062'' (1.57) in height.
 -M equipped units are an additional 0.030'' (0.76) in height.
 Contact UV Customer Service for drawings of models equipped with -E options.



Non-RoHS compliant units are available. Please contact the factory for more information.

LOCAL CONNECTIONS	
PIN	FUNCTION
1	Input Power Ground Return
2	Positive Power Input
3	LVPS Enable/Disable Input
4	TTL Up/HVPS Enable/Disable (-I/O Only)
5	Signal Ground Return
6	Analog Up/ HVPS Remote Programming Input (-I/O Only)
7	+5V Reference Output

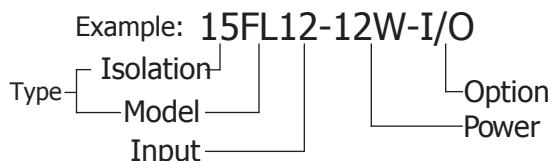
ADDITIONAL LOCAL CONNECTIONS (-R/B OPTION)	
PIN	FUNCTION
8	+Iout monitor output (Analog Down Channel 1)
9	-Iout monitor output (Analog Down Channel 1)
10	+Eout monitor output (Analog Down Channel 2)
11	-Eout monitor output (Analog Down Channel 2)
12 & 13	N/C (reserved for future use)
14	TTL output (Digital Down Channel 1)

ISOLATED/FLOATING CONNECTIONS	
PIN	FUNCTION
8	Floating PWR Ground Return
9	Floating +12VDC or +24VDC Output
10	Floating -15VDC Output
11	Floating TTL Up/HVPS Enable/Disable (-I/O Only)
12	Floating Signal Ground Return
13	Floating Analog Up/HVPS Remote Programming Input (-I/O Only)
14	Floating +5.6V Reference Output

ADDITIONAL ISOLATED CONNECTIONS (-R/B ONLY)	
PIN	FUNCTION
1	Floating +Iout monitor input (Analog Down Channel 1)
2	Floating -Iout monitor input (Analog Down Channel 1)
3	Floating +Eout monitor input (Analog Down Channel 2)
4	Floating -Eout monitor input (Analog Down Channel 2)
5 & 6	N/C (reserved for future use)
7	Floating TTL input (Digital Down Channel 1)

ORDERING INFORMATION		
Type	15kV Isolation	15FL
Input Voltage	12VDC Nominal	12
	24VDC Nominal	24
Power	Watts Output (12 V Only)	-12W
	Watts Output (24 V Only)	-24W
Options	(1) Digital Up Channel & (1) Analog Up Channel	-I/O
	(1) Digital Down Channel & (2) Analog Down Channels	-RB
	Partial Mu-Metal Shield	-M
Case	Plastic Case - Diallyl Phthalate	Standard
	'Eared' Chassis Mounting Plate	-E

Manufactured in USA



Rev. Q 10/14



Making High Voltage Easier!®

1800 Ocean Avenue, Ronkonkoma, NY 11779
 Phone: 1-631-471-4444 Fax: 1-631-471-4696 www.ultravolt.com

Компания «Океан Электроники» предлагает заключение долгосрочных отношений при поставках импортных электронных компонентов на взаимовыгодных условиях!

Наши преимущества:

- Поставка оригинальных импортных электронных компонентов напрямую с производств Америки, Европы и Азии, а так же с крупнейших складов мира;
- Широкая линейка поставок активных и пассивных импортных электронных компонентов (более 30 млн. наименований);
- Поставка сложных, дефицитных, либо снятых с производства позиций;
- Оперативные сроки поставки под заказ (от 5 рабочих дней);
- Экспресс доставка в любую точку России;
- Помощь Конструкторского Отдела и консультации квалифицированных инженеров;
- Техническая поддержка проекта, помощь в подборе аналогов, поставка прототипов;
- Поставка электронных компонентов под контролем ВП;
- Система менеджмента качества сертифицирована по Международному стандарту ISO 9001;
- При необходимости вся продукция военного и аэрокосмического назначения проходит испытания и сертификацию в лаборатории (по согласованию с заказчиком);
- Поставка специализированных компонентов военного и аэрокосмического уровня качества (Xilinx, Altera, Analog Devices, Intersil, Interpoint, Microsemi, Actel, Aeroflex, Peregrine, VPT, Syfer, Eurofarad, Texas Instruments, MS Kennedy, Miteq, Cobham, E2V, MA-COM, Hittite, Mini-Circuits, General Dynamics и др.);

Компания «Океан Электроники» является официальным дистрибьютором и эксклюзивным представителем в России одного из крупнейших производителей разъемов военного и аэрокосмического назначения «JONHON», а так же официальным дистрибьютором и эксклюзивным представителем в России производителя высокотехнологичных и надежных решений для передачи СВЧ сигналов «FORSTAR».



JONHON

«JONHON» (основан в 1970 г.)

Разъемы специального, военного и аэрокосмического назначения:

(Применяются в военной, авиационной, аэрокосмической, морской, железнодорожной, горно- и нефтедобывающей отраслях промышленности)

«FORSTAR» (основан в 1998 г.)

ВЧ соединители, коаксиальные кабели, кабельные сборки и микроволновые компоненты:

(Применяются в телекоммуникациях гражданского и специального назначения, в средствах связи, РЛС, а так же военной, авиационной и аэрокосмической отраслях промышленности).



Телефон: 8 (812) 309-75-97 (многоканальный)

Факс: 8 (812) 320-03-32

Электронная почта: ocean@oceanchips.ru

Web: <http://oceanchips.ru/>

Адрес: 198099, г. Санкт-Петербург, ул. Калинина, д. 2, корп. 4, лит. А