


Wirewound Resistors, Commercial Power, Four Terminal, Low Value



FEATURES

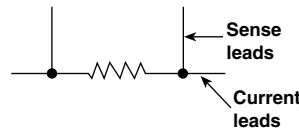
- Low inductance
- Extremely low resistance values
- Current sensing
- Low temperature coefficients
- High power to size ratio
- Ceramic cases are available with circuit board stand-offs (designated with a -3 model ending)
- Superior surge capability
- Complete welded construction
- Special inorganic potting compound and ceramic case provide high thermal conductivity in a fireproof package
- Compliant to RoHS Directive 2002/95/EC



Notes

- * Pb containing terminations are not RoHS compliant, exemptions may apply
- ** Please see document "Vishay Material Category Policy": www.vishay.com/doc?99902

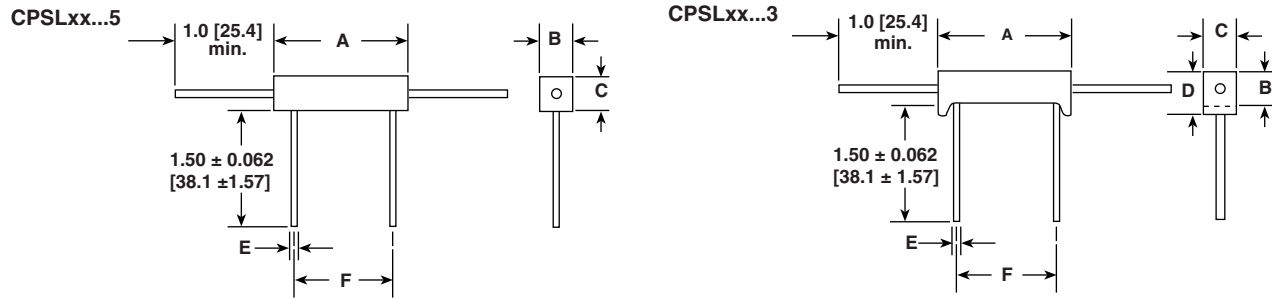
SCHEMATIC



STANDARD ELECTRICAL SPECIFICATIONS					
GLOBAL MODEL	HISTORICAL MODEL	POWER RATING $P_{40\text{ }^\circ\text{C}}$ W	RESISTANCE RANGE Ω	TOLERANCE \pm %	WEIGHT (typical) g
CPSL03...5	CPSL-3-5	3	0.01 to 0.10	1, 3, 5, 10	4.0
CPSL03...3	CPSL-3-3	3	0.01 to 0.10	1, 3, 5, 10	4.2
CPSL05...5	CPSL-5-5	5	0.01 to 0.10	1, 3, 5, 10	5.2
CPSL05...3	CPSL-5-3	5	0.01 to 0.10	1, 3, 5, 10	5.4
CPSL07...5	CPSL-7-5	7	0.01 to 0.10	1, 3, 5, 10	7.6
CPSL10...5	CPSL-10-5	10	0.01 to 0.10	1, 3, 5, 10	10.2
CPSL15...5	CPSL-15-5	15	0.01 to 0.10	1, 3, 5, 10	18.9

TECHNICAL SPECIFICATIONS		
PARAMETER	UNIT	CPSL RESISTOR CHARACTERISTICS
Temperature Coefficient	ppm/ $^\circ\text{C}$	\pm 100 maximum
Short Time Overload	-	5 x rated power for 5 s
Maximum Working Voltage	V	$(P \times R)^{1/2}$
Operating Temperature Range	$^\circ\text{C}$	- 65 to + 275
Terminal Strength	lb	10 minimum
Dielectric Withstanding Voltage	V_{AC}	1000

GLOBAL PART NUMBER INFORMATION				
Global Part Numbering example: CPSL05R0500J B143				
C	P	S	L	0 5 R 0 5 0 0 J B 1 4 3
GLOBAL MODEL	VALUE	TOLERANCE	PACKAGING	SPECIAL
CPSL03 CPSL05 CPSL07 CPSL10 CPSL15	R = Decimal R1000 = 0.10 Ω	F = \pm 1.0 % G = \pm 2.0 % H = \pm 3.0 % J = \pm 5.0 % K = \pm 10.0 %	E14 = Lead (Pb)-free bulk E31 = Lead (Pb)-free four layer bulk B14 = Tin/lead bulk B31 = Tin/lead four layer bulk	(Dash Number) (up to 3 digits) From 1 to 999 as applicable
Historical Part Numbering example: CPSL-5-3 0.05 Ω 5 % B14				
CPSL-5-3	0.05 Ω	5 %	B14	
HISTORICAL MODEL	RESISTANCE VALUE	TOLERANCE CODE	PACKAGING	

DIMENSIONS in inches [millimeters]


GLOBAL MODEL	DIMENSIONS in inches [millimeters]					
	A ⁽¹⁾ ± 0.031 [0.794]	B ± 0.031 [0.794]	C ± 0.031 [0.794]	D ± 0.031 [0.794]	E ± 0.001 [0.025]	F ± 0.063 [1.59]
CPSL03...5	0.875 [22.22]	0.313 [7.94]	0.313 [7.94]	-	0.036 [0.914]	0.563 [14.30]
CPSL03...3	0.875 [22.22]	0.313 [7.94]	0.313 [7.94]	0.375 [9.52]	0.036 [0.914]	0.563 [14.30]
CPSL05...5	0.875 [22.22]	0.375 [9.52]	0.344 [8.73]	-	0.036 [0.914]	0.563 [14.30]
CPSL05...3	0.875 [22.22]	0.375 [9.52]	0.344 [8.73]	0.438 [11.11]	0.036 [0.914]	0.563 [14.30]
CPSL07...5	1.391 [35.32]	0.375 [9.52]	0.344 [8.73]	-	0.036 [0.914]	1.000 [25.40]
CPSL10...5	1.875 [47.62]	0.375 [9.52]	0.344 [8.73]	-	0.036 [0.914]	1.375 [34.93]
CPSL15...5	1.875 [47.62]	0.500 [12.70]	0.500 [12.70]	-	0.036 [0.914]	1.375 [34.93]

Note

(1) Potting compound may extend outside of ceramic case up to 0.060 [1.52] maximum per side.

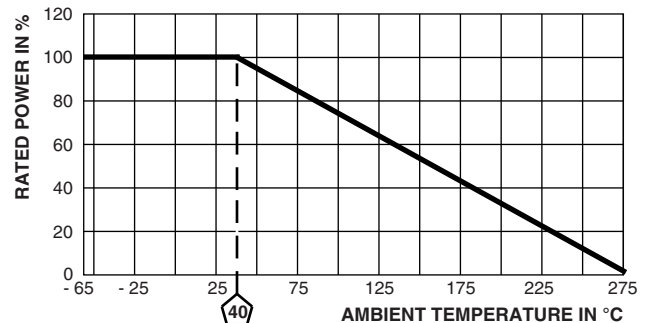
MATERIAL SPECIFICATIONS

Element: Self-supporting copper-nickel alloy or nickel-chrome alloy, depending on resistance value

Body: Steatite ceramic case with inorganic potting compound

Terminals: Tinned copper

Part Marking: Dale, model, wattage, value, tolerance, date code

DERATING


PERFORMANCE		
TEST	CONDITIONS OF TEST	TEST LIMITS
Thermal Shock	- 55 °C to + 275 °C, 5 cycles, 30 min dwell time	± (5.0 % + 0.05 Ω) ΔR
Short Time Overload	5 x rated power for 5 s	± (4.0 % + 0.05 Ω) ΔR
Dielectric Withstanding Voltage	1000 V _{RMS} for 1 min	± (2.0 % + 0.05 Ω) ΔR
Low Temperature Operation	- 65 °C, full rated working voltage for 45 min	± (3.0 % + 0.05 Ω) ΔR
Bias Humidity	75 °C, 90 % to 100 % RH, 240 h	± (5.0 % + 0.05 Ω) ΔR
Load Life	1000 h at rated power, + 40 °C, 1.5 h "ON", 0.5 h "OFF"	± (5.0 % + 0.05 Ω) ΔR
Terminal Strength	5 s to 10 s 10 pound pull test, torsion test - 3 alternating directions, 360° each	± (1.0 % + 0.05 Ω) ΔR
Resistance to Solder Heat	Terminal immersed 3.5 s in molten solder at 1/8" to 3/16" from body	± (1.0 % + 0.05 Ω) ΔR



Disclaimer

ALL PRODUCT, PRODUCT SPECIFICATIONS AND DATA ARE SUBJECT TO CHANGE WITHOUT NOTICE TO IMPROVE RELIABILITY, FUNCTION OR DESIGN OR OTHERWISE.

Vishay Intertechnology, Inc., its affiliates, agents, and employees, and all persons acting on its or their behalf (collectively, "Vishay"), disclaim any and all liability for any errors, inaccuracies or incompleteness contained in any datasheet or in any other disclosure relating to any product.

Vishay makes no warranty, representation or guarantee regarding the suitability of the products for any particular purpose or the continuing production of any product. To the maximum extent permitted by applicable law, Vishay disclaims (i) any and all liability arising out of the application or use of any product, (ii) any and all liability, including without limitation special, consequential or incidental damages, and (iii) any and all implied warranties, including warranties of fitness for particular purpose, non-infringement and merchantability.

Statements regarding the suitability of products for certain types of applications are based on Vishay's knowledge of typical requirements that are often placed on Vishay products in generic applications. Such statements are not binding statements about the suitability of products for a particular application. It is the customer's responsibility to validate that a particular product with the properties described in the product specification is suitable for use in a particular application. Parameters provided in datasheets and/or specifications may vary in different applications and performance may vary over time. All operating parameters, including typical parameters, must be validated for each customer application by the customer's technical experts. Product specifications do not expand or otherwise modify Vishay's terms and conditions of purchase, including but not limited to the warranty expressed therein.

Except as expressly indicated in writing, Vishay products are not designed for use in medical, life-saving, or life-sustaining applications or for any other application in which the failure of the Vishay product could result in personal injury or death. Customers using or selling Vishay products not expressly indicated for use in such applications do so at their own risk. Please contact authorized Vishay personnel to obtain written terms and conditions regarding products designed for such applications.

No license, express or implied, by estoppel or otherwise, to any intellectual property rights is granted by this document or by any conduct of Vishay. Product names and markings noted herein may be trademarks of their respective owners.

Material Category Policy

Vishay Intertechnology, Inc. hereby certifies that all its products that are identified as RoHS-Compliant fulfill the definitions and restrictions defined under Directive 2011/65/EU of The European Parliament and of the Council of June 8, 2011 on the restriction of the use of certain hazardous substances in electrical and electronic equipment (EEE) - recast, unless otherwise specified as non-compliant.

Please note that some Vishay documentation may still make reference to RoHS Directive 2002/95/EC. We confirm that all the products identified as being compliant to Directive 2002/95/EC conform to Directive 2011/65/EU.

Vishay Intertechnology, Inc. hereby certifies that all its products that are identified as Halogen-Free follow Halogen-Free requirements as per JEDEC JS709A standards. Please note that some Vishay documentation may still make reference to the IEC 61249-2-21 definition. We confirm that all the products identified as being compliant to IEC 61249-2-21 conform to JEDEC JS709A standards.

Компания «Океан Электроники» предлагает заключение долгосрочных отношений при поставках импортных электронных компонентов на взаимовыгодных условиях!

Наши преимущества:

- Поставка оригинальных импортных электронных компонентов напрямую с производств Америки, Европы и Азии, а так же с крупнейших складов мира;
- Широкая линейка поставок активных и пассивных импортных электронных компонентов (более 30 млн. наименований);
- Поставка сложных, дефицитных, либо снятых с производства позиций;
- Оперативные сроки поставки под заказ (от 5 рабочих дней);
- Экспресс доставка в любую точку России;
- Помощь Конструкторского Отдела и консультации квалифицированных инженеров;
- Техническая поддержка проекта, помощь в подборе аналогов, поставка прототипов;
- Поставка электронных компонентов под контролем ВП;
- Система менеджмента качества сертифицирована по Международному стандарту ISO 9001;
- При необходимости вся продукция военного и аэрокосмического назначения проходит испытания и сертификацию в лаборатории (по согласованию с заказчиком);
- Поставка специализированных компонентов военного и аэрокосмического уровня качества (Xilinx, Altera, Analog Devices, Intersil, Interpoint, Microsemi, Actel, Aeroflex, Peregrine, VPT, Syfer, Eurofarad, Texas Instruments, MS Kennedy, Miteq, Cobham, E2V, MA-COM, Hittite, Mini-Circuits, General Dynamics и др.);

Компания «Океан Электроники» является официальным дистрибьютором и эксклюзивным представителем в России одного из крупнейших производителей разъемов военного и аэрокосмического назначения «JONHON», а так же официальным дистрибьютором и эксклюзивным представителем в России производителя высокотехнологичных и надежных решений для передачи СВЧ сигналов «FORSTAR».



JONHON

«JONHON» (основан в 1970 г.)

Разъемы специального, военного и аэрокосмического назначения:

(Применяются в военной, авиационной, аэрокосмической, морской, железнодорожной, горно- и нефтедобывающей отраслях промышленности)

«FORSTAR» (основан в 1998 г.)

ВЧ соединители, коаксиальные кабели, кабельные сборки и микроволновые компоненты:

(Применяются в телекоммуникациях гражданского и специального назначения, в средствах связи, РЛС, а так же военной, авиационной и аэрокосмической отраслях промышленности).



Телефон: 8 (812) 309-75-97 (многоканальный)

Факс: 8 (812) 320-03-32

Электронная почта: ocean@oceanchips.ru

Web: <http://oceanchips.ru/>

Адрес: 198099, г. Санкт-Петербург, ул. Калинина, д. 2, корп. 4, лит. А