

Subminiature Fuse, 2.3 x 8 mm, Quick-Acting F, 125 VAC, 125 VDC



UL 248-14 · 125 VAC · 125 VDC · Quick-Acting F

See below:

[Approvals and Compliances](#)**Description**

- High breaking capacity

**References**[Packaging Details](#)**Weblinks**[pdf data sheet](#), [html datasheet](#), [General Product Information](#), [Packaging details](#), [Distributor-Stock-Check](#), [Detailed request for product](#)**Technical Data**

Rated Voltage	32 - 125VAC, 32 - 125VDC
Rated current	0.063 - 15 A
Breaking Capacity	50A - 300A
Characteristic	Quick-Acting F
Admissible Ambient Air Temp.	-55 °C to 85 °C
Climatic Category	55/085/56 acc. to IEC 60068-1
Material: Tube	Ceramics
Material: Axial Leads	Tin-Plated Copper
Unit Weight	0.46 g
Storage Conditions	0 °C to 60 °C, max. 70% r.h.
Product Marking	Rated current

Soldering Methods	Wave <a href="#">Soldering Profile</a>
Solderability	235 °C / 2 sec acc. to IEC 60068-2-20, Test Ta, method 1
Resistance to Soldering Heat	260 °C / 5 sec acc. to IEC 60068-2-20, Test Tb, method 1A



**Approvals and Compliances**Detailed information on product approvals, code requirements, usage instructions and detailed test conditions can be looked up in [Details about Approvals](#)

SCHURTER products are designed for use in industrial environments. They have approvals from independent testing bodies according to national and international standards. Products with specific characteristics and requirements such as required in the automotive sector according to IATF 16949, medical technology according to ISO 13485 or in the aerospace industry can be offered exclusively with customer-specific, individual agreements by SCHURTER.

**Approvals**



The approval mark is used by the testing authorities to certify compliance with the safety requirements placed on electronic products.

Approval Reference Type: 172322

Approval Logo	Certificates	Certification Body	Description
	<a href="#">UL Approvals</a>	UL	UL File Number: E42088
	<a href="#">CSA Approvals</a>	CSA	CSA Certification Record: 34549
GAM T1			

**Product standards**

Product standards that are referenced

Organization	Design	Standard	Description
	Designed according to	UL 248-14	Low voltage fuses - Part 14: Additional fuses
	Designed according to	CSA22.2 No. 248.14	Low-Voltage Fuses - Part 14: Supplemental Fuses





**Application standards**

Application standards where the product can be used

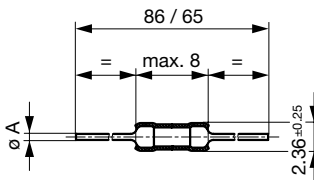
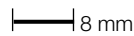
Organization	Design	Standard	Description
	Designed for applications acc.	IEC/UL 62368-1	IEC 62368-1 includes the basic requirements for safety of audio, video, information technology and office equipment.

**Compliances**

The product complies with following Guide Lines

Identification	Details	Initiator	Description
	<a href="#">CE declaration of conformity</a>	SCHURTER AG	The CE marking declares that the product complies with the applicable requirements laid down in the harmonisation of Community legislation on its affixing in accordance with EU Regulation 765/2008.
	RoHS	SCHURTER AG	Directive RoHS 2011/65/EU, Amendment (EU) 2015/863
	China RoHS	SCHURTER AG	The law SJ / T 11363-2006 (China RoHS) has been in force since 1 March 2007. It is similar to the EU directive RoHS.
	REACH	SCHURTER AG	On 1 June 2007, Regulation (EC) No 1907/2006 on the Registration, Evaluation, Authorization and Restriction of Chemicals 1 (abbreviated as "REACH") entered into force.

**Dimension [mm]**



In ≤ 10 A: ØA = 0.62 mm  
 In > 10 A: ØA = 0.82 mm

**Pre-Arcing Time**

Rated Current In	1.0 x In min.	1.5 x In max.	2.0 x In max.	2.75 x In max.	4.0 x In max.	10.0 x In max.
0.063 A - 10 A	4 h	10 min	5 s	300 ms	30 ms	4 ms
12 A - 15 A	4 h	10 min	10 s	-	60 ms	-

Time-Current-Curves



All Variants

Rated Current [A]	Rated Voltage [VAC]	Rated Voltage [VDC]	Breaking Capacity	Voltage Drop 1.0 I <sub>n</sub> typ. [mV]	Power Dissipation 1.0 I <sub>n</sub> typ. [mW]	Melting I <sup>2</sup> t 10.0 I <sub>n</sub> typ. [A <sup>2</sup> s]	  	Order Number
0.063	125	125	1)	1050	66	0.0008	● ●	7010.7010.13
0.063	125	125	1)	1050	66	0.0008	● ●	7010.7010.37
0.063	125	125	1)	1050	66	0.0008	● ●	7010.7010.39
0.063	125	125	1)	1050	66	0.0008	● ●	7010.7010.47
0.063	125	125	1)	1050	66	0.0008	● ●	7010.7010.49
0.125	125	125	1)	900	115	0.0036	● ● ●	7010.7020.13
0.125	125	125	1)	900	115	0.0036	● ● ●	7010.7020.37
0.125	125	125	1)	900	115	0.0036	● ● ●	7010.7020.39
0.125	125	125	1)	900	115	0.0036	● ● ●	7010.7020.47
0.125	125	125	1)	900	115	0.0036	● ● ●	7010.7020.49
0.25	125	-	2)	325	82	0.0094	● ● ●	7010.7030.13
0.25	125	-	2)	325	82	0.0094	● ● ●	7010.7030.37
0.25	125	-	2)	325	82	0.0094	● ● ●	7010.7030.39
0.25	125	-	2)	325	82	0.0094	● ● ●	7010.7030.47
0.25	125	-	2)	325	82	0.0094	● ● ●	7010.7030.49
0.375	125	-	2)	245	92	0.019	● ● ●	7010.7040.13
0.375	125	-	2)	245	92	0.019	● ● ●	7010.7040.37
0.375	125	-	2)	245	92	0.019	● ● ●	7010.7040.39
0.375	125	-	2)	245	92	0.019	● ● ●	7010.7040.47
0.375	125	-	2)	245	92	0.019	● ● ●	7010.7040.49
0.5	125	-	2)	260	130	0.07	● ● ●	7010.7050.13
0.5	125	-	2)	260	130	0.07	● ● ●	7010.7050.37
0.5	125	-	2)	260	130	0.07	● ● ●	7010.7050.39
0.5	125	-	2)	260	130	0.07	● ● ●	7010.7050.47
0.5	125	-	2)	260	130	0.07	● ● ●	7010.7050.49
0.75	125	-	2)	245	185	0.18	● ● ●	7010.7060.13
0.75	125	-	2)	245	185	0.18	● ● ●	7010.7060.37
0.75	125	-	2)	245	185	0.18	● ● ●	7010.7060.39

Rated Current [A]	Rated Voltage [VAC]	Rated Voltage [VDC]	Breaking Capacity	Voltage Drop 1.0 I <sub>n</sub> typ. [mV]	Power Dissipation 1.0 I <sub>n</sub> typ. [mW]	Melting I <sup>2</sup> t 10.0 I <sub>n</sub> typ. [A <sup>2</sup> s]	  			Order Number
0.75	125	-	2)	245	185	0.18	●	●	●	7010.7060.47
0.75	125	-	2)	245	185	0.18	●	●	●	7010.7060.49
1	125	-	2)	210	210	0.3	●	●	●	7010.7070.13
1	125	-	2)	210	210	0.3	●	●	●	7010.7070.37
1	125	-	2)	210	210	0.3	●	●	●	7010.7070.39
1	125	-	2)	210	210	0.3	●	●	●	7010.7070.47
1	125	-	2)	210	210	0.3	●	●	●	7010.7070.49
1.5	125	-	2)	230	345	0.38	●	●	●	7010.7080.13
1.5	125	-	2)	230	345	0.38	●	●	●	7010.7080.37
1.5	125	-	2)	230	345	0.38	●	●	●	7010.7080.39
1.5	125	-	2)	230	345	0.38	●	●	●	7010.7080.47
1.5	125	-	2)	230	345	0.38	●	●	●	7010.7080.49
2	125	-	2)	190	380	1.1	●	●	●	7010.7090.13
2	125	-	2)	190	380	1.1	●	●	●	7010.7090.37
2	125	-	2)	190	380	1.1	●	●	●	7010.7090.39
2	125	-	2)	190	380	1.1	●	●	●	7010.7090.47
2	125	-	2)	190	380	1.1	●	●	●	7010.7090.49
2.5	125	-	2)	175	440	1.4	●	●	●	7010.7100.13
2.5	125	-	2)	175	440	1.4	●	●	●	7010.7100.39
2.5	125	-	2)	175	440	1.4	●	●	●	7010.7100.47
2.5	125	-	2)	175	440	1.4	●	●	●	7010.7100.49
3	125	-	2)	170	510	2	●	●	●	7010.7110.13
3	125	-	2)	170	510	2	●	●	●	7010.7110.39
3	125	-	2)	170	510	2	●	●	●	7010.7110.47
3	125	-	2)	170	510	2	●	●	●	7010.7110.49
3.5	125	-	2)	160	560	2.6	●	●	●	7010.7180.13
3.5	125	-	2)	160	560	2.6	●	●	●	7010.7180.37
3.5	125	-	2)	160	560	2.6	●	●	●	7010.7180.39
3.5	125	-	2)	160	560	2.6	●	●	●	7010.7180.47
3.5	125	-	2)	160	560	2.6	●	●	●	7010.7180.49
4	125	-	2)	180	720	4	●	●	●	7010.7120.13
4	125	-	2)	180	720	4	●	●	●	7010.7120.37
4	125	-	2)	180	720	4	●	●	●	7010.7120.39
4	125	-	2)	180	720	4	●	●	●	7010.7120.47
4	125	-	2)	180	720	4	●	●	●	7010.7120.49
5	125	125	1)	170	850	6.2	●	●	●	7010.7130.13
5	125	125	1)	170	850	6.2	●	●	●	7010.7130.37
5	125	125	1)	170	850	6.2	●	●	●	7010.7130.39
5	125	125	1)	170	850	6.2	●	●	●	7010.7130.47
5	125	125	1)	170	850	6.2	●	●	●	7010.7130.49
7	125	125	1)	135	945	13	●	●	●	7010.7140.13
7	125	125	1)	135	945	13	●	●	●	7010.7140.37
7	125	125	1)	135	945	13	●	●	●	7010.7140.39
7	125	125	1)	135	945	13	●	●	●	7010.7140.47
7	125	125	1)	135	945	13	●	●	●	7010.7140.49
10	125	125	1)	130	1300	39	●	●	●	7010.7150.13
10	125	125	1)	130	1300	39	●	●	●	7010.7150.37
10	125	125	1)	130	1300	39	●	●	●	7010.7150.39
10	125	125	1)	130	1300	39	●	●	●	7010.7150.47
10	125	125	1)	130	1300	39	●	●	●	7010.7150.49
12	32	32	3)	130	1450	57	●	●	●	7010.7160.13
12	32	32	3)	130	1450	57	●	●	●	7010.7160.37
12	32	32	3)	130	1450	57	●	●	●	7010.7160.39
12	32	32	3)	130	1450	57	●	●	●	7010.7160.47

Rated Current [A]	Rated Voltage [VAC]	Rated Voltage [VDC]	Breaking Capacity	Voltage Drop 1.0 I <sub>n</sub> typ. [mV]	Power Dissipation 1.0 I <sub>n</sub> typ. [mW]	Melting I <sup>2</sup> t 10.0 I <sub>n</sub> typ. [A <sup>2</sup> s]		Order Number
12	32	32	3)	130	1450	57	● ● ●	7010.7160.49
15	32	32	3)	120	1800	90	● ● ●	7010.7170.13
15	32	32	3)	120	1800	90	● ● ●	7010.7170.37
15	32	32	3)	120	1800	90	● ● ●	7010.7170.47
15	32	32	3)	120	1800	90	● ● ●	7010.7170.49

Most Popular.

Availability for all products can be searched real-time: <https://www.schurter.com/en/Stock-Check/Stock-Check-SCHURTER>

1) UL: 50 A @ 125 VAC, p.f. ≥ 0.95 / 300 A @ 125 VDC

1) CSA: 300 A @ 125 VAC/DC

2) UL: 50 A @ 125 VAC, p.f. ≥ 0.95

2) CSA: 300 A @ 125 VAC

3) UL: 50 A @ 32 VAC, p.f. ≥ 0.95 / 300 A @ 32 VDC

3) CSA: 300 A @ 32 VAC/DC

**Packaging Unit**

.xx = .13	Plastic Bag, Fuse Length 86 mm (100 pcs.)
.xx = .37	Taped 19 cm Reel, Fuse Length 65 mm (1500 pcs.)
.xx = .39	Taped 19 cm Reel, Fuse Length 65 mm (5000 pcs.)
.xx = .47	Taped 19 cm Reel, Fuse Length 86 mm (1500 pcs.)
.xx = .49	Taped 19 cm Reel, Fuse Length 85 mm (5000 pcs.)

Компания «Океан Электроники» предлагает заключение долгосрочных отношений при поставках импортных электронных компонентов на взаимовыгодных условиях!

Наши преимущества:

- Поставка оригинальных импортных электронных компонентов напрямую с производств Америки, Европы и Азии, а так же с крупнейших складов мира;
- Широкая линейка поставок активных и пассивных импортных электронных компонентов (более 30 млн. наименований);
- Поставка сложных, дефицитных, либо снятых с производства позиций;
- Оперативные сроки поставки под заказ (от 5 рабочих дней);
- Экспресс доставка в любую точку России;
- Помощь Конструкторского Отдела и консультации квалифицированных инженеров;
- Техническая поддержка проекта, помощь в подборе аналогов, поставка прототипов;
- Поставка электронных компонентов под контролем ВП;
- Система менеджмента качества сертифицирована по Международному стандарту ISO 9001;
- При необходимости вся продукция военного и аэрокосмического назначения проходит испытания и сертификацию в лаборатории (по согласованию с заказчиком);
- Поставка специализированных компонентов военного и аэрокосмического уровня качества (Xilinx, Altera, Analog Devices, Intersil, Interpoint, Microsemi, Actel, Aeroflex, Peregrine, VPT, Syfer, Eurofarad, Texas Instruments, MS Kennedy, Miteq, Cobham, E2V, MA-COM, Hittite, Mini-Circuits, General Dynamics и др.);

Компания «Океан Электроники» является официальным дистрибьютором и эксклюзивным представителем в России одного из крупнейших производителей разъемов военного и аэрокосмического назначения «JONHON», а так же официальным дистрибьютором и эксклюзивным представителем в России производителя высокотехнологичных и надежных решений для передачи СВЧ сигналов «FORSTAR».



## JONHON

«JONHON» (основан в 1970 г.)

Разъемы специального, военного и аэрокосмического назначения:

(Применяются в военной, авиационной, аэрокосмической, морской, железнодорожной, горно- и нефтедобывающей отраслях промышленности)

«FORSTAR» (основан в 1998 г.)

ВЧ соединители, коаксиальные кабели, кабельные сборки и микроволновые компоненты:

(Применяются в телекоммуникациях гражданского и специального назначения, в средствах связи, РЛС, а так же военной, авиационной и аэрокосмической отраслях промышленности).



Телефон: 8 (812) 309-75-97 (многоканальный)

Факс: 8 (812) 320-03-32

Электронная почта: [ocean@oceanchips.ru](mailto:ocean@oceanchips.ru)

Web: <http://oceanchips.ru/>

Адрес: 198099, г. Санкт-Петербург, ул. Калинина, д. 2, корп. 4, лит. А