

4

3

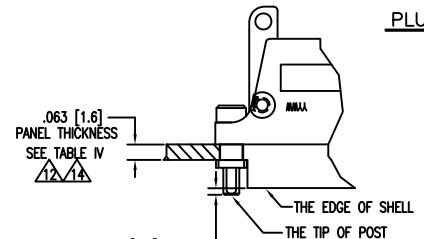
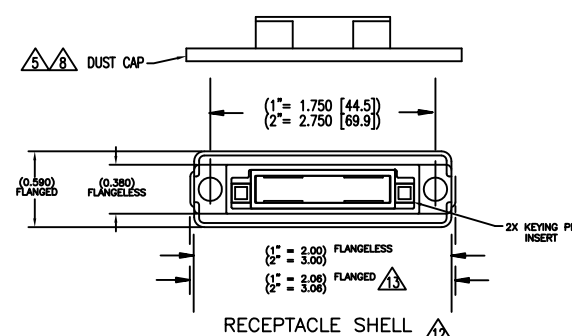
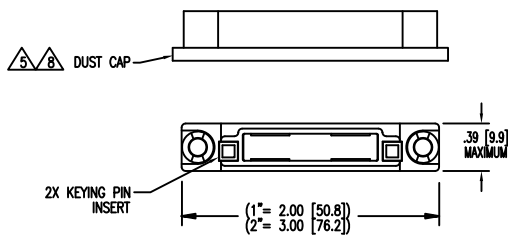
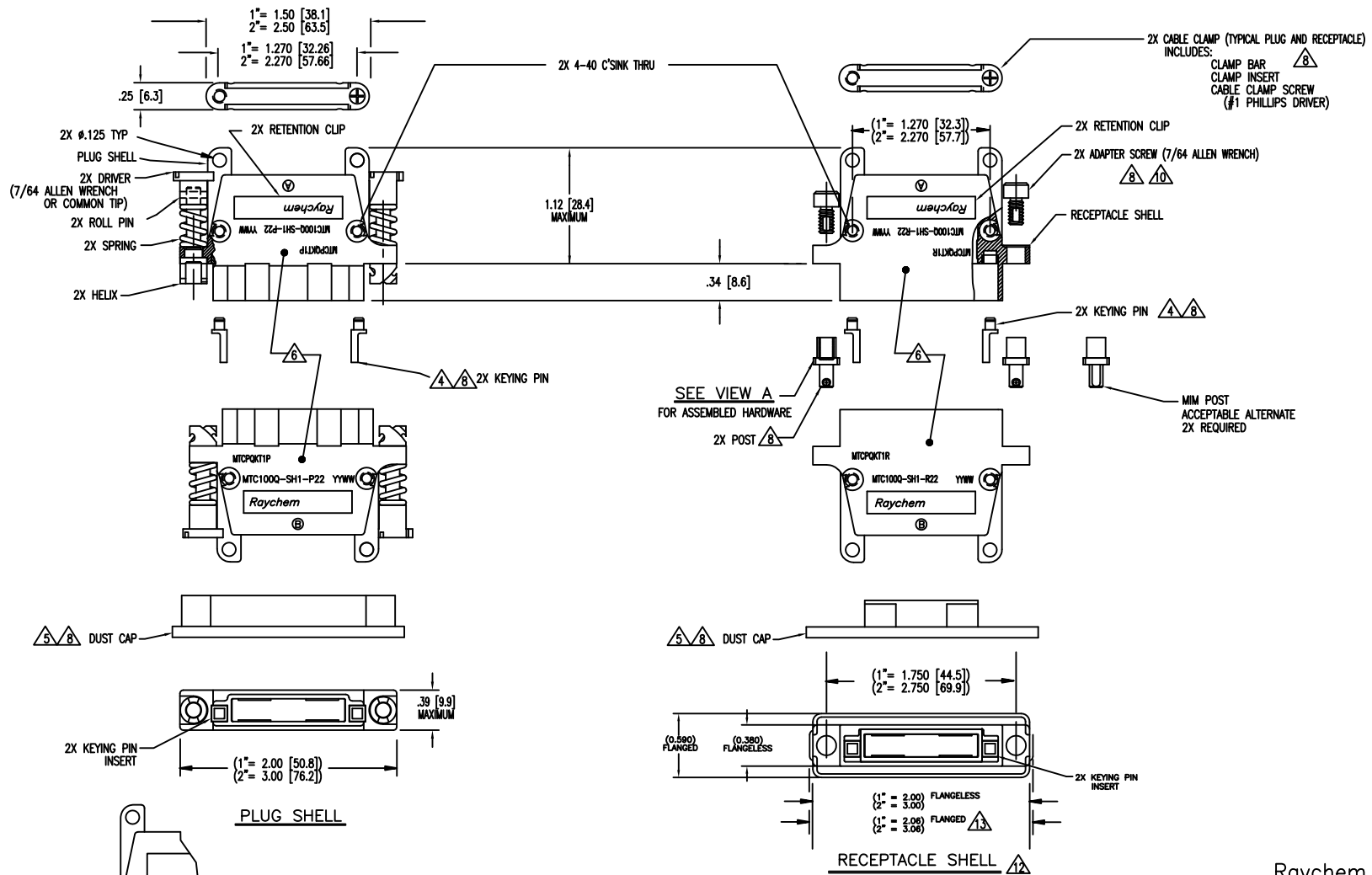
2

1

NOTES: SEE SHEET 2.

If this document is printed it becomes uncontrolled. Check for the latest revision

| REVISIONS | | | |
|-----------|--------------------------|-------------|----------|
| LTR | DESCRIPTION | DATE | APPROVED |
| H | REVISED PER DCR# C061468 | Jan/11/07 | M.HIGGY |
| J | PER ECO-09-004669 | Feb/24/09 | M.HIGGY |
| K | PER ECO-11-008915 | Apr/28/2011 | M.HIGGY |



THE POST CAN BE .01 [0.3] MAX. ABOVE THE SHELL EDGE OR .02 [0.6] MAX. BELOW THE SURFACE.

VIEW A ASSEMBLED HARDWARE

THIS DRAWING AND THE INFORMATION SET FORTH HEREON ARE THE PROPERTY OF TYCO ELECTRONICS AND ARE TO BE HELD IN TRUST AND CONFIDENCE. PUBLICATION, DUPLICATION, DISCLOSURE OR USE FOR ANY PURPOSE NOT EXPRESSLY AUTHORIZED IN WRITING BY TYCO ELECTRONICS IS PROHIBITED.

© 2006-2011 Tyco Electronics. All rights reserved

| | | | |
|---|------------------------|---------------------|---------|
| UNLESS OTHERWISE SPECIFIED DIMENSIONS ARE IN INCHES. METRIC DIMENSIONS ARE IN BRACKETS. | DRAWN | T.SEATON | 96JUN28 |
| DECIMALS .XXX ±.005 .XX ±.02 | CHECKED | | |
| ANGLES .X ± | APPROVED | P.DUTTON | 96JUL03 |
| WEIGHT: | CAD NAME | MTC100Q-SHX-X2X-XXX | |
| | THIRD ANGLE PROJECTION | | |

| | | | |
|--|------------|---------------------|-----|
| | | | |
| TITLE | | | |
| SHELL, PLUG AND RECEPTACLE MTC100Q SERIES | | | |
| SIZE | CAGE CODE: | DWG. NO. | REV |
| C | 06090 | MTC100Q-SHX-X2X-XXX | K |
| SCALE: NONE | | | |
| SHEET 1 OF 3 | | | |

4

3

2

1

SHEET 1
 DWG. NO. MTC100Q-SHX-X2X-XXX

A

4

3

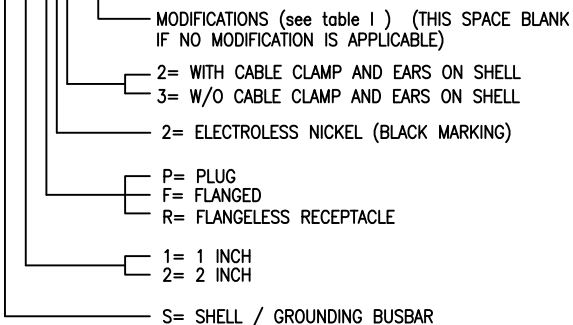
2

1

NOTES:

1. SHELL PART NUMBER VARIABLES: (NOT ALL POSSIBLE CONFIGURATIONS SHOWN ON THIS DRAWING ARE AVAILABLE AS STANDARD PRODUCTS. PLEASE CHECK WITH RAYCHEM TO CONFIRM AVAILABILITY.)

MTC100Q-SHX-X2X-XXX



2. MATERIAL:

- A) SHELL ALUMINUM ALLOY PER ASTM B85
- B) RETENTION CLIP COPPER ALLOY 172 PER ASTM B194
- C) CAP SCREW STAINLESS STEEL PER SAE-AMS-QQ-S-763, 300 SERIES
- D) POST * STAINLESS STEEL , PER AISI 17-4 PH
- E) ROLL PIN STAINLESS STEEL PER SAE-AMS 5673, 400 SERIES
- F) KEYING PIN HIGH GRADE POLYARYLENE THERMOPLASTIC, MOLDED
- G) KEY PINS INSERT HIGH GRADE POLYARYLENE THERMOPLASTIC, MOLDED
- H) CLAMP BAR STAINLESS STEEL PER SAE-AMS-QQ-S-763, 300 SERIES
- J) CLAMP INSERT SILICONE ELASTOMER PER MIL-DTL-25988B
- K) DRIVER * STAINLESS STEEL , PER AISI 17-4 PH
- L) SPRING STAINLESS STEEL PER AMS 5673, 17-7 PH
- L) HELIX * STAINLESS STEEL , PER AISI 17-4 PH

* ACCEPTABLE ALTERNATE, STAINLESS STEEL, PER MPIF STD 35, MIM-17-4 PH

3. FINISH:

APPLIES TO NICKEL PLATED CONNECTORS

- A) SHELL NICKEL PLATED PER SAE-AMS-C-26074 CLASS 3, GRADE B
- B) RETENTION CLIP NICKEL PLATED PER SAE-AMS-C-26074 CLASS 2, .00002 MINIMUM
- C) POST CAP SCREW PASSIVATED PER SAE-AMS-QQ-P-35
- D) POST NICKEL TEFLON PLATED PER TECHMETALS 117C
- E) HELIX NICKEL TEFLON PLATED PER TECHMETALS 117C
- F) ROLL PIN PASSIVATED PER SAE-AMS-QQ-P-35
- G) DRIVER PASSIVATED PER SAE-AMS-QQ-P-35

- 4 KEYING PIN IS SUPPLIED UNINSTALLED, USER TO PRESS INTO PROPER KEYING POSITION. SEE TABLE 5 FOR STANDARD KEYING PIN POSITIONS. FOR ADDITIONAL KEYING OPTIONS REFER TO D-659-0080.
- 5 STANDARD (RED) DUST CAP ARE SUPPLIED WITH EACH PLUG AND RECEPTACLE. SEE TABLE VI FOR MORE INFORMATION.
- 6 APPROPRIATE PART NUMBERS AND DATE CODES ARE STAMPED APPROXIMATELY AS SHOWN ON "B" SIDE. ALL "A" SIDE MARKINGS ARE OPTIONAL.
- 7. THESE PARTS MEET THE REQUIREMENTS OF TE SPECIFICATION C-6114.
- 8 THESE ITEMS ARE SUPPLIED UNASSEMBLED.
- 9 SEE TABLE II SHEET 3, WEIGHTS ARE WITHOUT DUST CAP.
- 10 RECEPTACLE POST SCREWS (CAP SCREWS) ARE TO BE TORQUED TO 15±1 INCH-LBS (1.0±0.07 N-M)
- 11 PLUG AND RECEPTACLE SHELLS ARE DESIGNED TO ACCEPT EITHER PIN OR SOCKET INSERTS. OR MIXED IN THE TWO INCHES STYLE.
- 12 THIS RECEPTACLE IS RECOMMENDED FOR REAR PANEL MOUNTING APPLICATION. REMOVING AS MANY PANEL WASHERS AS REQUIRED TO ACCOMMODATE THE THICKNESS OF THE PANEL BEING USED. SEE SHEET 3, TABLE 4, FIGURE 1. USE ONLY SCREWS SUPPLIED WITH CONNECTOR. POST TO BE FLUSH WITHIN TOLERANCE AS SHOWN SEE VIEW 'A' PAGE # 1.
- 13 WHEN MOUNTING FLANGELESS CONNECTORS ADJACENT TO ONE ANOTHER AND USING THE .400 MINIMUM CENTERLINE LOCATION, THERE WILL BE NO WEB BETWEEN PANEL CUT-OUTS. SEE SHEET 3, TABLE 3, FOR DETAILS.
- 14 THE HARDWARE FOR THIS CONNECTOR IS DESIGNED TO BE USED ON 0.063 INCH PANEL THICKNESS. OTHERWISE 2 THIN WASHERS (PANEL WASHERS) ARE REQUIRED FOR EACH POST. USE PART D-659-0042.

TABLE 1 (MODIFICATIONS)

| MODIFICATION DASH NUMBER | DESCRIPTION |
|--------------------------|--|
| -022 | SAME AS STANDARD ASSEMBLY, EXCEPT CONTACTS AND SEALING PLUGS ARE INCLUDED. |
| -023 | SAME AS STANDARD ASSEMBLY, EXCEPT CONTACTS SEALING PLUGS AND INSERTION / EXTRACTION TOOL ARE INCLUDED. |
| | |
| | |
| | |

If this document is printed it becomes uncontrolled. Check for the latest revision

© 2006-2011 Tyco Electronics. All rights reserved

Roychem MTC CUSTOMER DRAWING

| | |
|-------------------------------|--------------|
| DWG. NO. | REV |
| MTC100Q-SHX-X2X-XXX | K |
| CAD FILE: MTC100Q-SHX-X2X-XXX | SHEET 2 OF 3 |

4

3

2

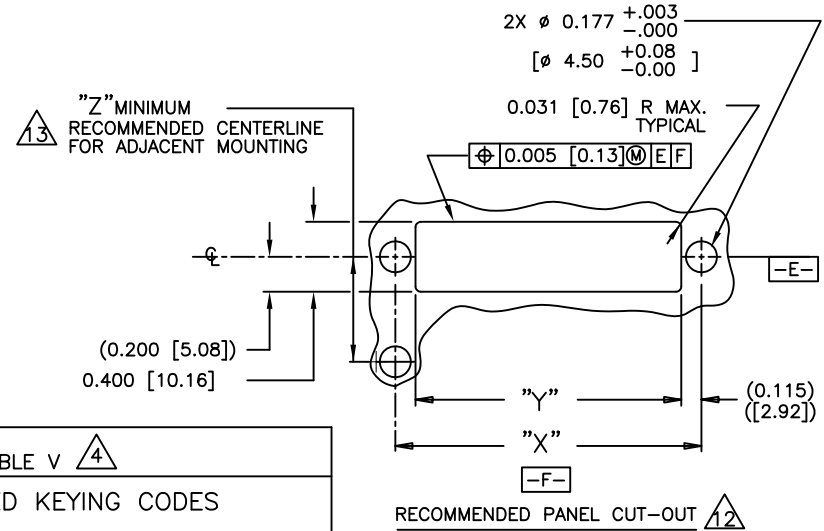
1

DWG NO. MTC100Q-SHX-X2X-XXX SHEET 2

THE FOLLOWING TABLE CONSISTS OF WEIGHTS FOR THESE SPECIFIC PART NUMBERS.
































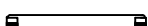
| PART NUMBER | WEIGHT MAXIMUM GRAMS |
|-----------------|----------------------|
| MTC100Q-SH1-F22 | 29.9 |
| MTC100Q-SH1-P22 | 29.5 |
| MTC100Q-SH1-R22 | 26.2 |
| MTC100Q-SH2-F22 | 40.5 |
| MTC100Q-SH2-P22 | 39.7 |
| MTC100Q-SH2-R22 | 36.4 |
| MTC100Q-SH1-F23 | 19.0 |
| MTC100Q-SH1-P23 | 21.9 |
| MTC100Q-SH1-R23 | 18.6 |
| MTC100Q-SH2-F23 | 28.9 |
| MTC100Q-SH2-P23 | 28.1 |
| MTC100Q-SH2-R23 | 24.7 |

| PANEL THICKNESS | NUMBER OF PANEL WASHERS FOR EACH FASTENER |
|-------------------------|---|
| 0 | 2 |
| 0.031/0.036 [0.8]/[0.9] | 1 |
| 0.062/0.067 [1.5]/[1.7] | 0 |



RECOMMENDED PANEL CUT-OUT 
FIGURE 1

| RECOMMENDED DUST CAP | | | | | |
|----------------------|-------------|-----------------|------------|-------------------|--------------------|
| ITEM | PART NUMBER | USED WITH SHELL | | DUCT CAP MATERIAL | |
| | | SIZE | TYPE | POLYETHYLENE RED | ELECTROSTATIC PINK |
| 1 | D-659-0060 | 1" | PLUG | X | |
| 2 | D-659-0062 | 2" | PLUG | X | |
| 3 | CHA-1603 | 1" | RECEPTACLE | X | |
| 4 | CHA-1604 | 2" | RECEPTACLE | X | |
| 5 | CHA-0098 | 1" | PLUG | | X |
| 6 | CHA-0100 | 2" | PLUG | | X |
| 7 | CHA-0311 | 1" | RECEPTACLE | | X |
| 8 | CHA-0312 | 2" | RECEPTACLE | | X |

| SUGGESTED KEYING CODES | | |
|--|-------|---|
|  | -A A- |  |
|  | -A B- |  |
|  | -A C- |  |
|  | -A D- |  |
|  | -B A- |  |
|  | -B B- |  |
|  | -B C- |  |
|  | -B D- |  |
|  | -C A- |  |
|  | -C B- |  |
|  | -C C- |  |
|  | -C D- |  |
|  | -D A- |  |
|  | -D B- |  |
|  | -D C- |  |
|  | -D D- |  |

RECEPTACLE FACE PLUG FACE

WHEN USING STANDARD RECTANGULAR KEYING PINS

| CONNECTOR SIZE | TYPE: | "X" | "Y" | "Z" (MIN) |
|----------------|------------|--------------|--------------|---------------|
| 1 INCH | FLANGELESS | 1.750 [44.5] | 1.520 [38.6] | 0.400 [10.16] |
| | FLANGED | 1.750 [44.5] | 1.520 [38.6] | 0.600 [15.24] |
| 2 INCH | FLANGELESS | 2.750 [69.9] | 2.520 [64.0] | 0.400 [10.16] |
| | FLANGED | 2.750 [69.9] | 2.520 [64.0] | 0.600 [15.24] |

If this document is printed it becomes uncontrolled. Check for the latest revision

Компания «Океан Электроники» предлагает заключение долгосрочных отношений при поставках импортных электронных компонентов на взаимовыгодных условиях!

Наши преимущества:

- Поставка оригинальных импортных электронных компонентов напрямую с производств Америки, Европы и Азии, а так же с крупнейших складов мира;
- Широкая линейка поставок активных и пассивных импортных электронных компонентов (более 30 млн. наименований);
- Поставка сложных, дефицитных, либо снятых с производства позиций;
- Оперативные сроки поставки под заказ (от 5 рабочих дней);
- Экспресс доставка в любую точку России;
- Помощь Конструкторского Отдела и консультации квалифицированных инженеров;
- Техническая поддержка проекта, помощь в подборе аналогов, поставка прототипов;
- Поставка электронных компонентов под контролем ВП;
- Система менеджмента качества сертифицирована по Международному стандарту ISO 9001;
- При необходимости вся продукция военного и аэрокосмического назначения проходит испытания и сертификацию в лаборатории (по согласованию с заказчиком);
- Поставка специализированных компонентов военного и аэрокосмического уровня качества (Xilinx, Altera, Analog Devices, Intersil, Interpoint, Microsemi, Actel, Aeroflex, Peregrine, VPT, Syfer, Eurofarad, Texas Instruments, MS Kennedy, Miteq, Cobham, E2V, MA-COM, Hittite, Mini-Circuits, General Dynamics и др.);

Компания «Океан Электроники» является официальным дистрибьютором и эксклюзивным представителем в России одного из крупнейших производителей разъемов военного и аэрокосмического назначения «JONHON», а так же официальным дистрибьютором и эксклюзивным представителем в России производителя высокотехнологичных и надежных решений для передачи СВЧ сигналов «FORSTAR».



JONHON

«JONHON» (основан в 1970 г.)

Разъемы специального, военного и аэрокосмического назначения:

(Применяются в военной, авиационной, аэрокосмической, морской, железнодорожной, горно- и нефтедобывающей отраслях промышленности)

«FORSTAR» (основан в 1998 г.)

ВЧ соединители, коаксиальные кабели, кабельные сборки и микроволновые компоненты:

(Применяются в телекоммуникациях гражданского и специального назначения, в средствах связи, РЛС, а так же военной, авиационной и аэрокосмической отраслях промышленности).



Телефон: 8 (812) 309-75-97 (многоканальный)

Факс: 8 (812) 320-03-32

Электронная почта: ocean@oceanchips.ru

Web: <http://oceanchips.ru/>

Адрес: 198099, г. Санкт-Петербург, ул. Калинина, д. 2, корп. 4, лит. А