



### FEATURES

- Fully encapsulated Plastic Case
- 3 Mounting Versions:
  - PCB Mounting with Solder Pins
  - Chassis Mounting with Screw Terminals
  - DIN-Rail Mounting
- Package Dimension 88.9x67.5x34.2 mm (PCB Mounting Version)
- Universal Input 85-264VAC, 47-440 Hz
- Protection Class II
- Extended Operating Temp.Range -40°C to +60°C at full Load
- LED Output Indicator (Chassis Version Models)
- Industrial Safety to UL/cUL/IEC/EN 60950-1 and UL508
- Medical Safety Approval to UL/cUL/IEC/EN 60601-1 3<sup>rd</sup> Edition
- Over Load Protection
- 3 Year Product Warranty



The new AB60S series is a range of fully encapsulated AC/DC power modules. These high performance products feature an extended operating temperature range of -40°C to +80°C. Universal input voltage 85-264VAC and UL/IEC/EN safety approvals including medical safety and UL508 listing qualify these power supplies modules for applications in products with worldwide markets. EMI-filter meets EN55022, class B and FCC, part 15, class B.

The AB60S series power modules provide an economical solution for many space critical applications in commercial, medical and industrial electronic equipment.

### Model Selection Guide

Model Number PCB Mounting	Output Voltage	Output Current Max. mA	Input Current		Max. capacitive Load μF	Efficiency (typ.) @Max. Load, 115VAC %
			115VAC, 60Hz	230VAC, 50Hz		
	VDC	@Max. Load mA(typ.)				
AB60S0500A	5.1	10000	880	528	8000	84
AB60S1200A	12	5000	1000	600	3900	87
AB60S1500A	15	4000	1000	600	3300	87
AB60S2400A	24	2500	1000	600	1500	87
AB60S4800A	48	1250	988	593	680	88

## Input Specifications

Parameter	Model	Min.	Typ.	Max.	Unit
AC Voltage Input Range	All Models	85	---	264	VAC
Input Frequency Range		47	---	440	Hz
DC Voltage Input Range		120	---	370	VDC
No-Load Power Consumption		---	0.5	---	W
Inrush Current (Cold Start at 25°C)	115VAC	---	---	30	A
	230VAC	---	---	60	A

## Output Specifications

Parameter	Conditions	Min.	Typ.	Max.	Unit	
Output Voltage Accuracy		---	±1.0	±2.0	%	
Line Regulation	Vin=Min. to Max.	---	±0.2	±1.0	%	
Load Regulation	Iout=Min. to Max.	---	±0.5	±1.0	%	
Min.Load	No minimum Load Requirement					
Ripple & Noise	0-20 MHz Bandwidth	(5.1VDC Output Models)	---	2.0	3.0	%V <sub>PP</sub> of Vo
		(Other Output Models)	---	1.0	1.5	%V <sub>PP</sub> of Vo
Over Voltage Protection	Zener diode clamp	---	120	---	% of Vo	
Temperature Coefficient		---	±0.02	---	%/°C	
Overshoot		---	---	5	%	
Current Limitation	85VAC, Hiccup Mode, auto-recovery (long term overload condition may cause damage)	105	---	---	%Inom.	
Short Circuit Protection	Hiccup mode, indefinite (automatic recovery)					

## General Specifications

Parameter	Conditions	Min.	Typ.	Max.	Unit
I/O Isolation Voltage (reinforced)		4000	---	---	VACrms
Leakage Current		---	80	---	μA
I/O Isolation Resistance	500 VDC	1000	---	---	MΩ
Switching Frequency		---	100	---	KHz
Hold-up Time	115VAC, 60Hz	---	20	---	ms
	230VAC, 50Hz	---	80	---	ms
MTBF (calculated)	MIL-HDBK-217F@25°C, Ground Benign	125,000	---	---	Hours
Protection Class II		According IEC/EN 60536			
Safety Approvals		IEC/EN 60950-1, 60601-1 3 <sup>rd</sup> , 2XMOPP cUL/UL 60950-1, 60601-1 3 <sup>rd</sup> , 2XMOPP, UL 508 listed			

## EMC Specifications

Parameter	Standards & Level	Performance
Conducted and radiated EMI	EN55011, EN55022, FCC part 15	Class B
ESD	EN61000-4-2 air ± 8kV , Contact ± 4kV	A
Radiated immunity	EN61000-4-3 10V/m	A
Fast transient	EN61000-4-4 ± 2kV	A
Surge	EN61000-4-5 ±1kV	A
Conducted immunity	EN61000-4-6 10Vrms	A
PFMF	EN61000-4-8 30A/m	A
Dips	EN61000-4-11 30% 10ms	A
Interruption	EN61000-4-11 >95% 5000ms	B

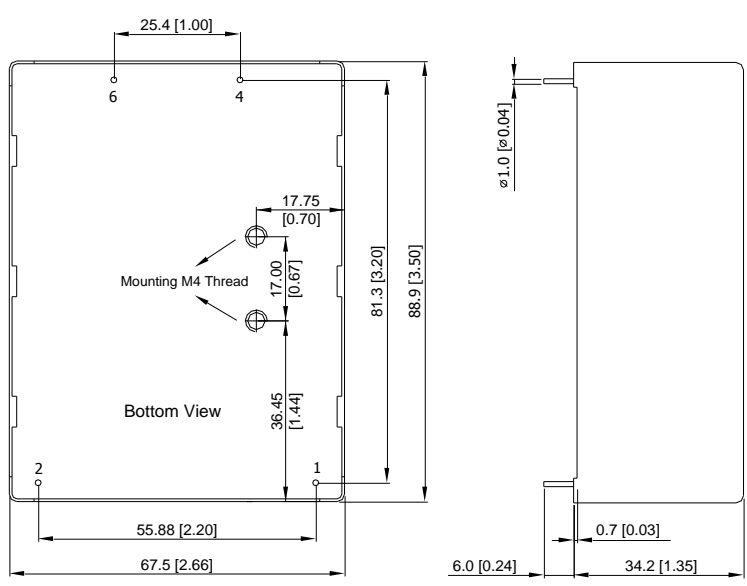
## Environmental Specifications

Parameter	Conditions	Min.	Max.
Temperature Range (operational)	Ambient	-40°C	+80°C
Power Derating	Above +60°C		2.3W / °C
Storage Temperature Range		-40°C	+95°C
Humidity (non condensing)		---	95% rel. H
Cooling	Free-Air convection		

## Notes

- 1 This product is not designed for use in critical life support systems, equipment used in hazardous environment, nuclear control systems or other such applications which necessitate specific safety and regulatory standards other the ones listed in this datasheet.
- 2 Specifications typical at Ta=+25°C, resistive load, 115VAC, 60Hz input voltage, after warm-up time rated output current unless otherwise noted.
- 3 Safety approvals cover frequency 47-63 Hz.
- 4 We recommend to protect the converter by a slow blow fuse in the input supply line.
- 5 Other input and output voltage may be available, please contact factory.
- 6 To order the module with chassis mount package, please add a **suffix C** (e.g. AB60S1500C).
- 7 To order the module in chassis mount with DIN-Rail kit, please add a **suffix D** (e.g. AB60S1500D).
- 8 That "natural convection" is about 20LFM but is not equal to still air (0 LFM).
- 9 Specifications are subject to change without notice.

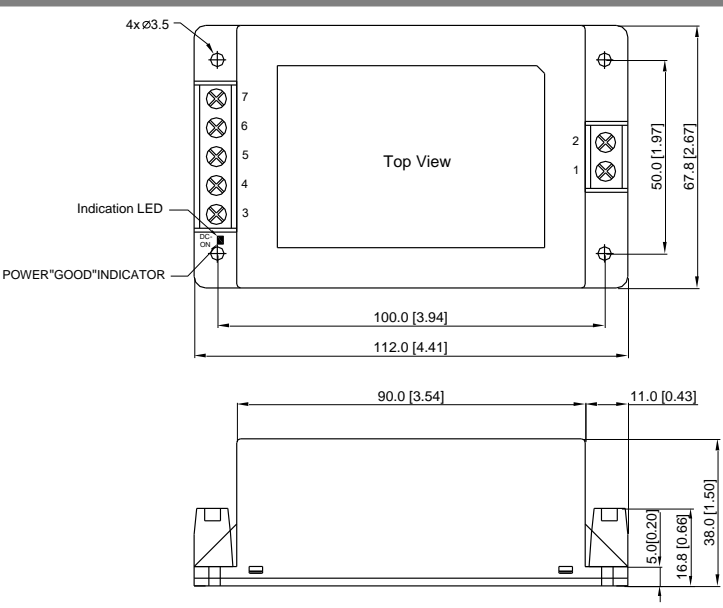
## Package Specifications PCB Mounting

Mechanical Dimensions	Pin Connections										
 <p>Bottom View</p> <p>Mounting M4 Thread</p> <p>Dimensions: 25.4 [1.00], 17.75 [0.70], 17.00 [0.67], 36.45 [1.44], 81.3 [3.20], 88.9 [3.50], 55.88 [2.20], 67.5 [2.66], 6.0 [0.24], 34.2 [1.35], 0.7 [0.03], <math>\varnothing 1.0 [\pm 0.04]</math></p>	<table border="1"> <thead> <tr> <th>Pin</th> <th>Function</th> </tr> </thead> <tbody> <tr> <td>1</td> <td>AC (N)</td> </tr> <tr> <td>2</td> <td>AC (L)</td> </tr> <tr> <td>4</td> <td>+Vout</td> </tr> <tr> <td>6</td> <td>-Vout</td> </tr> </tbody> </table>	Pin	Function	1	AC (N)	2	AC (L)	4	+Vout	6	-Vout
	Pin	Function									
1	AC (N)										
2	AC (L)										
4	+Vout										
6	-Vout										
	<ul style="list-style-type: none"> <li>▶ All dimensions in mm (inches)</li> <li>▶ Tolerance: <math>\pm 1.0 (\pm 0.04)</math></li> <li>▶ Pin diameter <math>\varnothing 1.0 \pm 0.1 (0.04 \pm 0.004)</math></li> </ul>										

## Physical Characteristics

Case Size	: 88.9x67.5x34.2mm (3.50x2.66x1.35 inches)
Case Material	: Plastic resin (flammability to UL 94V-0 rated)
Pin Material	: Copper Alloy with Gold Plate Over Nickel Subplate
Weight	: 360g

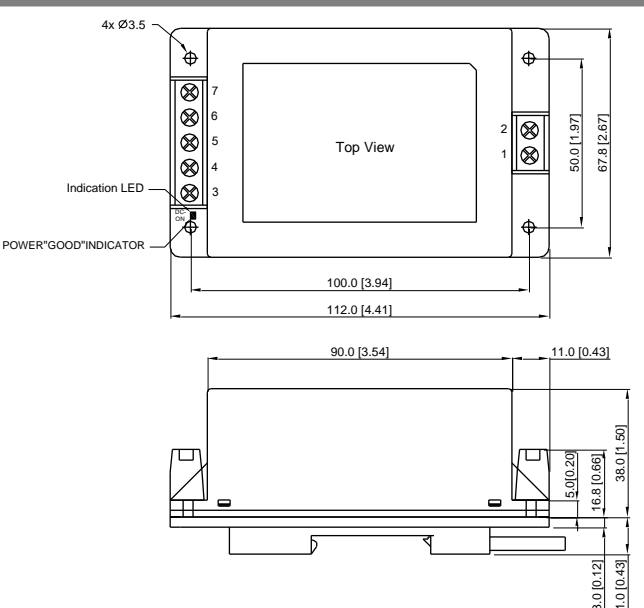
## Package Specifications Chassis Mounting (order code suffix C)

Mechanical Dimensions		Connections	
		Pi	Function
		n	
		1	AC (N)
		2	AC (L)
		3	NC
		4	+Vout
		5	NC
		6	-Vout
7	NC		
		NC: No Connection	
		<p>▶ All dimensions in mm (inches)</p> <p>▶ Tolerance: ±1.0 (±0.04)</p>	

## Physical Characteristics

Case Size	: 112.0x67.8x38.0mm (4.41x2.67x1.50 inches)
Case Material	: Plastic resin (flammability to UL 94V-0 rated)
Weight	: 380g

## Package Specifications with DIN Rail Mounting Bracket (order code suffix D)

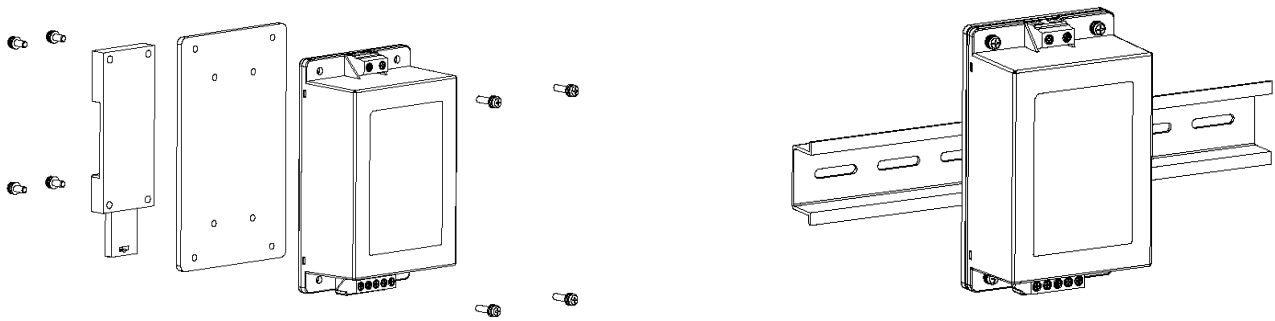
Mechanical Dimensions	
	



## Physical Characteristics

Case Size	: 112.0x67.8x38.0mm (4.41x2.67x1.50 inches)
Case Material	: Plastic resin (flammability to UL 94V-0 rated)
Weight	: 433g

## DIN-Rail Mounting Bracket



## Part Numbering System

A	B	60	S	05	00	A
Product type	Family series	Watt	Number of Outputs	Output Voltage I	Output Voltage II	Option Code
AC/DC Power Module	Medical application	60 – 60W	S - Single	05 - 5.1V	00 - not applicable	A - PCB Mount
				12 - 12V		C - Chassis Mount
				15 - 15V		D - Din Rail Mount
				24 - 24V		
				48 - 48V		

### CONTACT: [www.deltaww.com/dcdc](http://www.deltaww.com/dcdc)

#### USA:

Telephone:  
 East Coast: 978-656-3993  
 West Coast: 510-668-5100  
 Fax: (978) 656 3964  
 Email: [DCDC@delta-corp.com](mailto:DCDC@delta-corp.com)

#### Europe:

Phone: +31-20-655-0967  
 Fax: +31-20-655-0999  
 Email: [DCDC@delta-es.com](mailto:DCDC@delta-es.com)

#### Asia & the rest of world:

Telephone: +886 3 4526107  
 ext 6220~6224  
 Fax: +886 3 4513485  
 Email: [DCDC@delta.com.tw](mailto:DCDC@delta.com.tw)

## WARRANTY

Delta offers a three(3) years limited warranty. Complete warranty information is listed on our web site or is available upon request from Delta.

Information furnished by Delta is believed to be accurate and reliable. However, no responsibility is assumed by Delta for its use, nor for any infringements of patents or other rights of third parties, which may result from its use. No license is granted by implication or otherwise under any patent or patent rights of Delta. Delta reserves the right to revise these specifications at any time, without notice

Компания «Океан Электроники» предлагает заключение долгосрочных отношений при поставках импортных электронных компонентов на взаимовыгодных условиях!

Наши преимущества:

- Поставка оригинальных импортных электронных компонентов напрямую с производств Америки, Европы и Азии, а так же с крупнейших складов мира;
- Широкая линейка поставок активных и пассивных импортных электронных компонентов (более 30 млн. наименований);
- Поставка сложных, дефицитных, либо снятых с производства позиций;
- Оперативные сроки поставки под заказ (от 5 рабочих дней);
- Экспресс доставка в любую точку России;
- Помощь Конструкторского Отдела и консультации квалифицированных инженеров;
- Техническая поддержка проекта, помощь в подборе аналогов, поставка прототипов;
- Поставка электронных компонентов под контролем ВП;
- Система менеджмента качества сертифицирована по Международному стандарту ISO 9001;
- При необходимости вся продукция военного и аэрокосмического назначения проходит испытания и сертификацию в лаборатории (по согласованию с заказчиком);
- Поставка специализированных компонентов военного и аэрокосмического уровня качества (Xilinx, Altera, Analog Devices, Intersil, Interpoint, Microsemi, Actel, Aeroflex, Peregrine, VPT, Syfer, Eurofarad, Texas Instruments, MS Kennedy, Miteq, Cobham, E2V, MA-COM, Hittite, Mini-Circuits, General Dynamics и др.);

Компания «Океан Электроники» является официальным дистрибьютором и эксклюзивным представителем в России одного из крупнейших производителей разъемов военного и аэрокосмического назначения «JONHON», а так же официальным дистрибьютором и эксклюзивным представителем в России производителя высокотехнологичных и надежных решений для передачи СВЧ сигналов «FORSTAR».



## JONHON

«JONHON» (основан в 1970 г.)

Разъемы специального, военного и аэрокосмического назначения:

(Применяются в военной, авиационной, аэрокосмической, морской, железнодорожной, горно- и нефтедобывающей отраслях промышленности)

«FORSTAR» (основан в 1998 г.)

ВЧ соединители, коаксиальные кабели,  
кабельные сборки и микроволновые компоненты:

(Применяются в телекоммуникациях гражданского и специального назначения, в средствах связи, РЛС, а так же военной, авиационной и аэрокосмической отраслях промышленности).



Телефон: 8 (812) 309-75-97 (многоканальный)

Факс: 8 (812) 320-03-32

Электронная почта: [ocean@oceanchips.ru](mailto:ocean@oceanchips.ru)

Web: <http://oceanchips.ru/>

Адрес: 198099, г. Санкт-Петербург, ул. Калинина, д. 2, корп. 4, лит. А