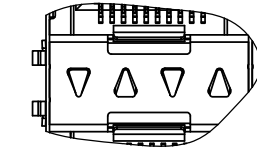
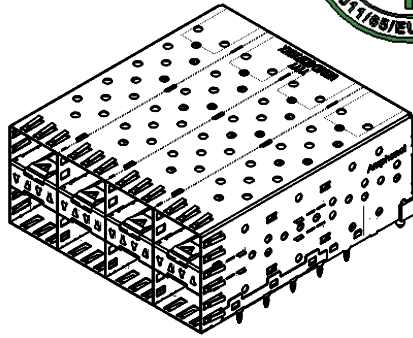
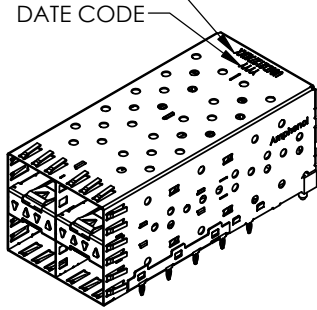




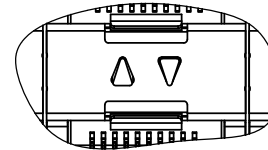
REVISIONS				
REV.	ECN	DESCRIPTION	DATE	APPROVED
A		PROPOSAL	MAR.27.14	J.SI

PART NUMBER
(LAST DIGIT INDICATING
PACKAGING TYPE, NOT
PRINTED ON THE PART)

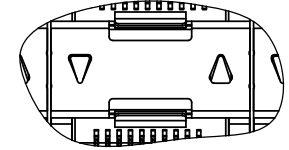
DATE CODE



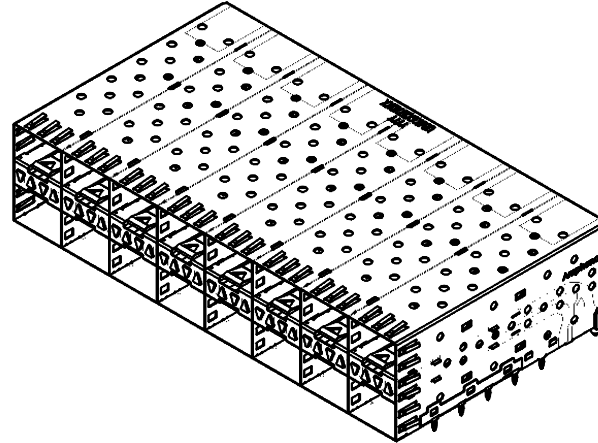
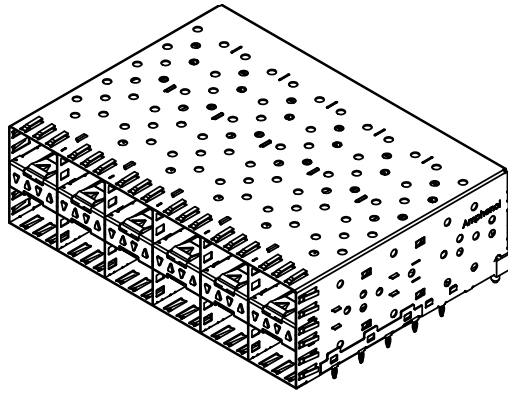
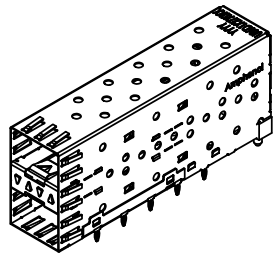
UE86-DX127-10XX1
(4 LIGHT PIPES PER 2X1)



UE86-DX127-20XX1
(2 INNER LIGHT PIPES PER 2X1)



UE86-DX127-30XX1
(2 INNER LIGHT PIPES PER 2X1)



MATERIAL: (RoHS COMPLIANT)

CAGE - PRESS FIT:
COPPER ALLOY

PLATING:

NICKEL 2.54 µm MIN.

CONNECTOR - PRESS FIT:

PLASTIC HOUSING:

LCP, FLAMMABILITY RATING UL94-V0.

CONTACTS:

PHOSPHOR BRONZE

PLATING OPTION:

SEE AMPHENOL PART NUMBER
CONFIGURATION FOR OPTIONS.

LIGHT PIPE:

CLEAR POLYCARBONATE, FLAMMABILITY
RATING UL94-V0.

PACKAGING:

TRAY PACKAGING.

TEMPERATURE RANGE:
-40°C TO +85°

AMPHENOL PART NUMBER CONFIGURATION

UE86 - D X 1 2 7 - X 0 X X 1

NUMBER OF PORTS

- 1 = 2X1
- 2 = 2X2
- 4 = 2X4
- 6 = 2X6
- 8 = 2X8

LIGHT PIPE CONFIGURATION

- 1 = 4 LIGHT PIPES PER 2X1
- 2 = 2 INNER LIGHT PIPES PER 2X1
- 3 = 2 OUTER LIGHT PIPES PER 2X1

PACKAGING

- 1 = TRAY

CAGE PLATING

- 2 = NICKEL
- 3 = MATTE TIN

PRESS FIT CONNECTOR PLATING

- 3 = 0.76 µm MIN. GOLD ON MATING AREA
- 3.81-7.62 µm MATTE TIN ON TERMINATION
- 6 = 0.38 µm MIN. GOLD ON MATING AREA
- 3.81-7.62 µm MATTE TIN ON TERMINATION

DO NOT SCALE DRAWING

THIS DOCUMENT CONTAINS PROPRIETARY INFORMATION AND SUCH INFORMATION MAY NOT BE DISCLOSED TO OTHERS FOR ANY PURPOSE OR USED FOR MANUFACTURING PURPOSES WITHOUT PERMISSION FROM AMPHENOL CANADA CORP.

UNLESS OTHERWISE SPECIFIED
DIMENSIONS ARE IN MILLIMETERS
TOLERANCES ARE:

DECIMALS	ANGLES
X.X ± 0.25	± 1°
X.XX ± 0.15	

MATERIAL AND FINISH

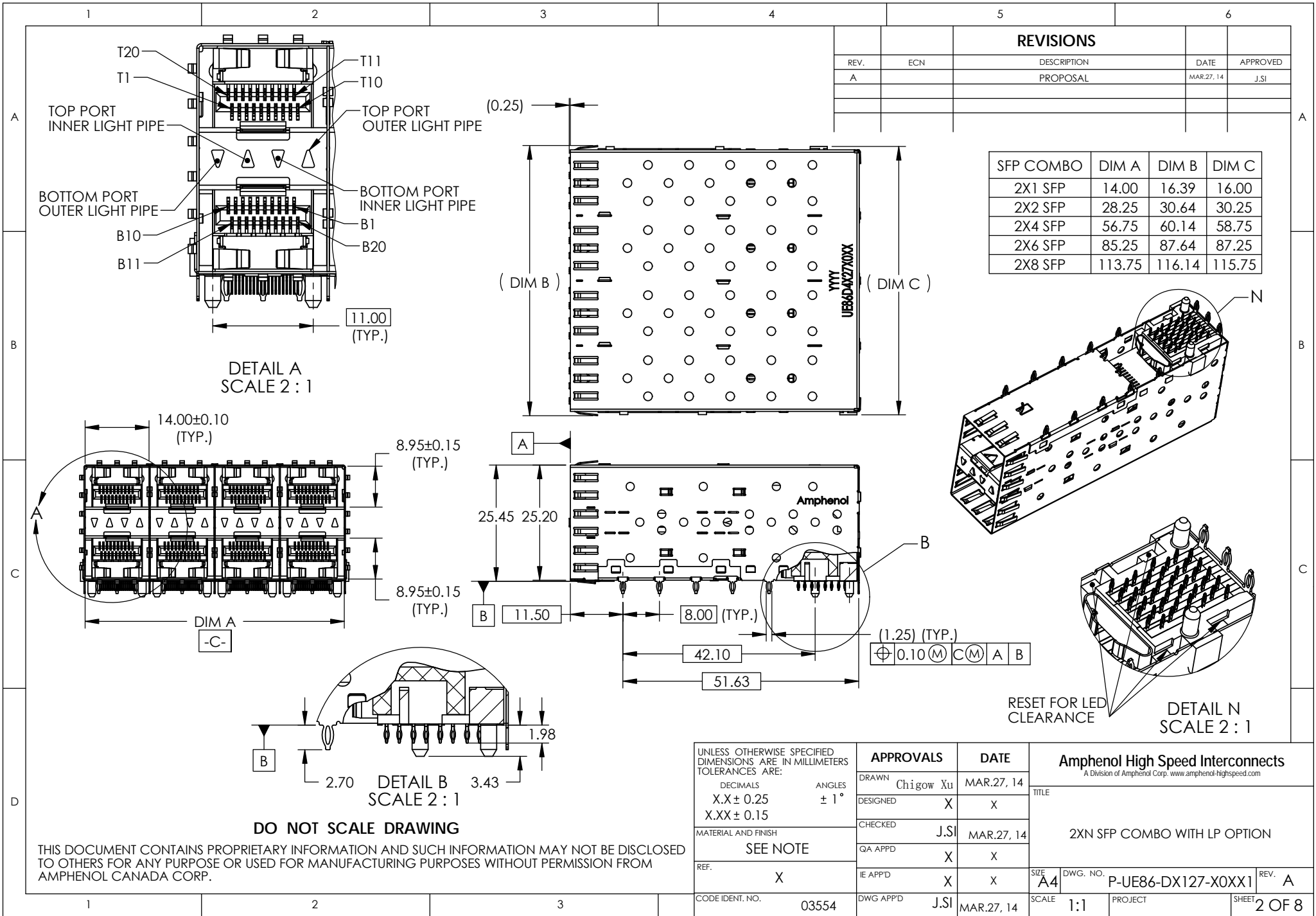
SEE NOTE

REF.	X
------	---

CODE IDENT. NO. 03554

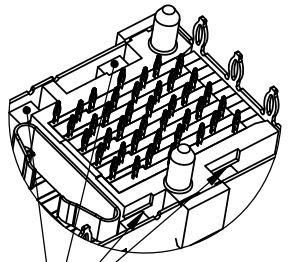
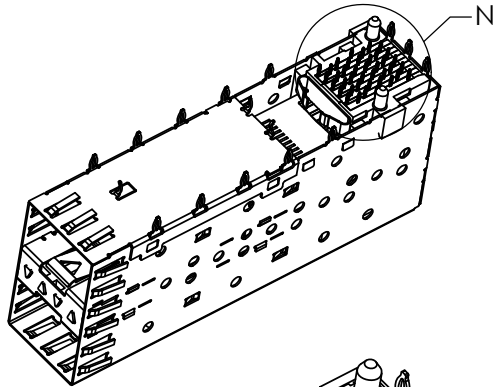
APPROVALS		DATE
DRAWN	Chigov Xu	MAR.27.14
DESIGNED	X	X
CHECKED	J.SI	MAR.27.14
QA APP'D	X	X
IE APP'D	X	X
DWG APP'D	J.SI	MAR.27.14

Amphenol High Speed Interconnects <small>A Division of Amphenol Corp. www.amphenol-highspeed.com</small>		
TITLE		
2XN SFP COMBO WITH LP OPTION		
SIZE A4	DWG. NO. P-UE86-DX127-X0XX1	REV. A
SCALE 2:3	PROJECT	SHEET 1 OF 8



REVISIONS				
REV.	ECN	DESCRIPTION	DATE	APPROVED
A		PROPOSAL	MAR.27.14	J.SI

SFP COMBO	DIM A	DIM B	DIM C
2X1 SFP	14.00	16.39	16.00
2X2 SFP	28.25	30.64	30.25
2X4 SFP	56.75	60.14	58.75
2X6 SFP	85.25	87.64	87.25
2X8 SFP	113.75	116.14	115.75



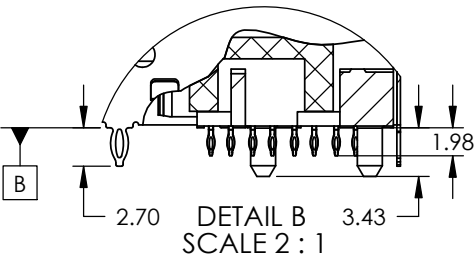
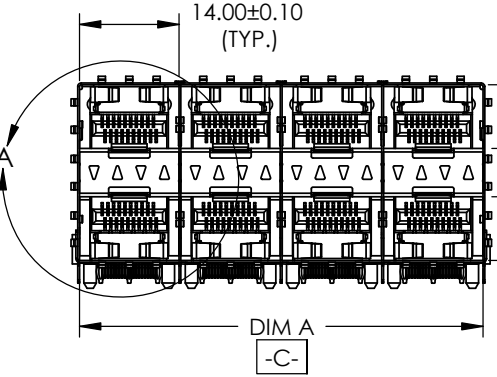
RESET FOR LED CLEARANCE

DETAIL N
SCALE 2 : 1

UNLESS OTHERWISE SPECIFIED DIMENSIONS ARE IN MILLIMETERS TOLERANCES ARE:		APPROVALS		DATE	
DECIMALS	ANGLES	DRAWN	Chigov Xu	MAR.27.14	
X.X ± 0.25	± 1°	DESIGNED	X	X	
X.XX ± 0.15		CHECKED	J.SI	MAR.27.14	
MATERIAL AND FINISH		QA APPD	X	X	
SEE NOTE		IE APPD	X	X	
REF.	X	DWG APPD	J.SI	MAR.27.14	
CODE IDENT. NO.	03554				

Amphenol High Speed Interconnects A Division of Amphenol Corp. www.amphenol-highspeed.com		
TITLE		
2XN SFP COMBO WITH LP OPTION		
SIZE A4	DWG. NO. P-UE86-DX127-XOXX1	REV. A
SCALE 1:1	PROJECT	SHEET 2 OF 8

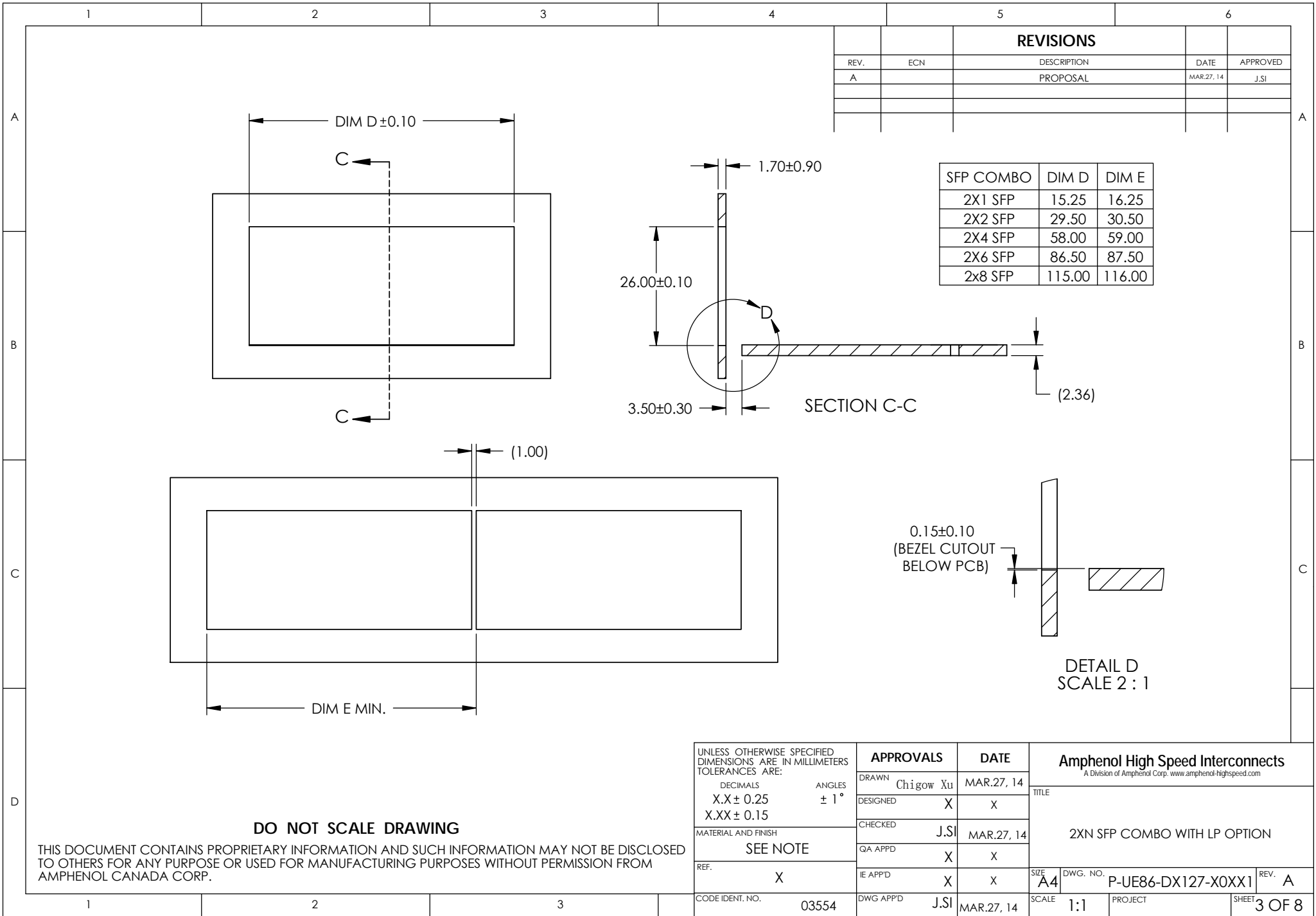
DETAIL A
SCALE 2 : 1



DETAIL B
SCALE 2 : 1

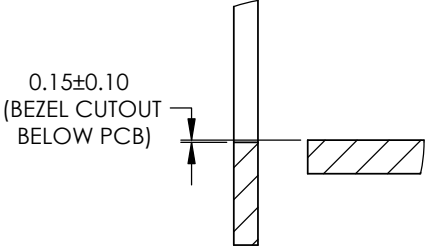
DO NOT SCALE DRAWING

THIS DOCUMENT CONTAINS PROPRIETARY INFORMATION AND SUCH INFORMATION MAY NOT BE DISCLOSED TO OTHERS FOR ANY PURPOSE OR USED FOR MANUFACTURING PURPOSES WITHOUT PERMISSION FROM AMPHENOL CANADA CORP.



REVISIONS				
REV.	ECN	DESCRIPTION	DATE	APPROVED
A		PROPOSAL	MAR.27.14	J.SI

SFP COMBO	DIM D	DIM E
2X1 SFP	15.25	16.25
2X2 SFP	29.50	30.50
2X4 SFP	58.00	59.00
2X6 SFP	86.50	87.50
2x8 SFP	115.00	116.00



DETAIL D
SCALE 2 : 1

DO NOT SCALE DRAWING

THIS DOCUMENT CONTAINS PROPRIETARY INFORMATION AND SUCH INFORMATION MAY NOT BE DISCLOSED TO OTHERS FOR ANY PURPOSE OR USED FOR MANUFACTURING PURPOSES WITHOUT PERMISSION FROM AMPHENOL CANADA CORP.

UNLESS OTHERWISE SPECIFIED DIMENSIONS ARE IN MILLIMETERS TOLERANCES ARE: DECIMALS ANGLES X.X ± 0.25 ± 1° X.XX ± 0.15	APPROVALS		DATE
	DRAWN	Chigow Xu	MAR.27, 14
	DESIGNED	X	X
	CHECKED	J.SI	MAR.27, 14
	QA APP'D	X	X
MATERIAL AND FINISH	SEE NOTE		
REF.	X	IE APP'D	X X
CODE IDENT. NO.	03554	DWG APP'D	J.SI MAR.27, 14

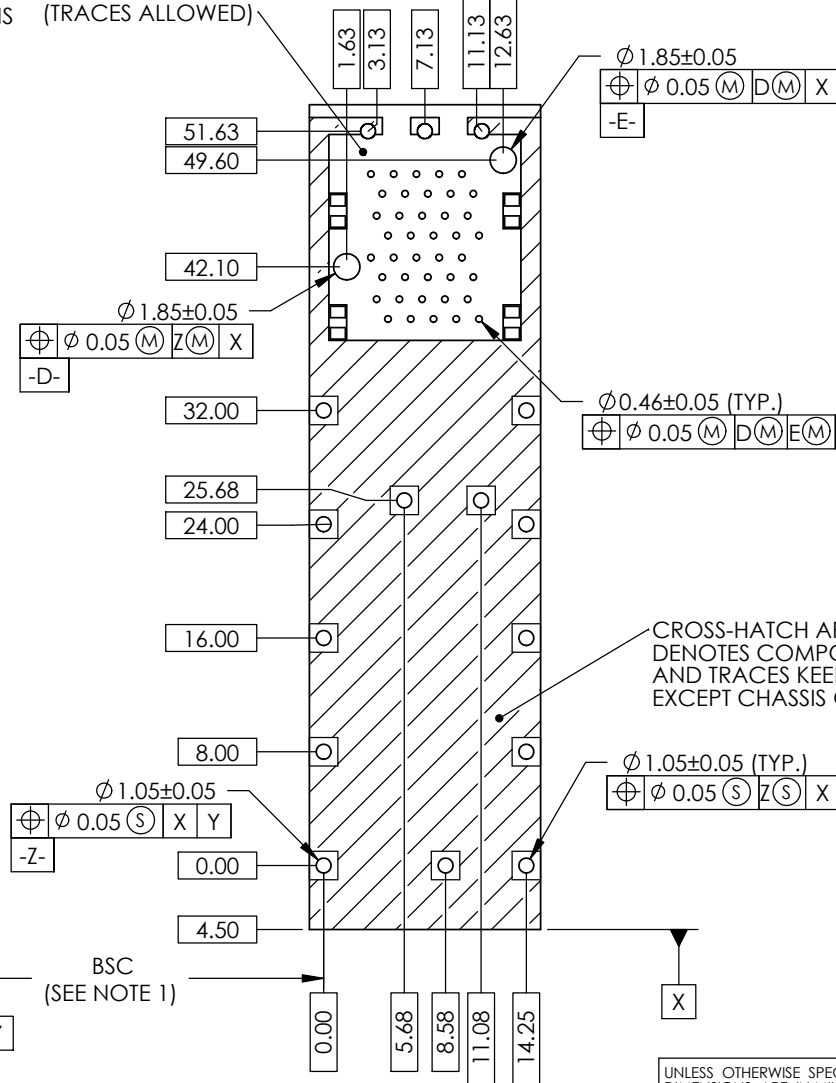
Amphenol High Speed Interconnects <small>A Division of Amphenol Corp. www.amphenol-highspeed.com</small>			
TITLE			
2XN SFP COMBO WITH LP OPTION			
SIZE A4	DWG. NO. P-UE86-DX127-XOXX1	REV. A	
SCALE 1:1	PROJECT	SHEET 3 OF 8	

NOTES:

1. DATUM AND BASIC DIMENSIONS ESTABLISHED BY CUSTOMER.

2. 1.05 mm DIAMETER HOLES ARE CHASSIS GROUND (16 HOLES).

THIS AREA DENOTES COMPONENTS KEEP OUT (TRACES ALLOWED)



REVISIONS

REV.	ECN	DESCRIPTION	DATE	APPROVED
A		PROPOSAL	MAR.27.14	J.SI

2X1 PCB LAYOUT

DO NOT SCALE DRAWING

THIS DOCUMENT CONTAINS PROPRIETARY INFORMATION AND SUCH INFORMATION MAY NOT BE DISCLOSED TO OTHERS FOR ANY PURPOSE OR USED FOR MANUFACTURING PURPOSES WITHOUT PERMISSION FROM AMPHENOL CANADA CORP.

UNLESS OTHERWISE SPECIFIED DIMENSIONS ARE IN MILLIMETERS TOLERANCES ARE:		APPROVALS		DATE	Amphenol High Speed Interconnects A Division of Amphenol Corp. www.amphenol-highspeed.com	
DECIMALS	ANGLES	DRAWN	Chigow Xu	MAR.27, 14	TITLE 2XN SFP COMBO WITH LP OPTION	
X.X ± 0.25	± 1°	DESIGNED	X	X		
X.XX ± 0.15		CHECKED	J.SI	MAR.27, 14		
MATERIAL AND FINISH SEE NOTE		QA APP'D	X	X		
REF.	X	IE APP'D	X	X	SIZE A4	DWG. NO. P-UE86-DX127-XOXX1
CODE IDENT. NO.	03554	DWG APP'D	J.SI	MAR.27, 14	SCALE 1:1	PROJECT
					SHEET	4 OF 8

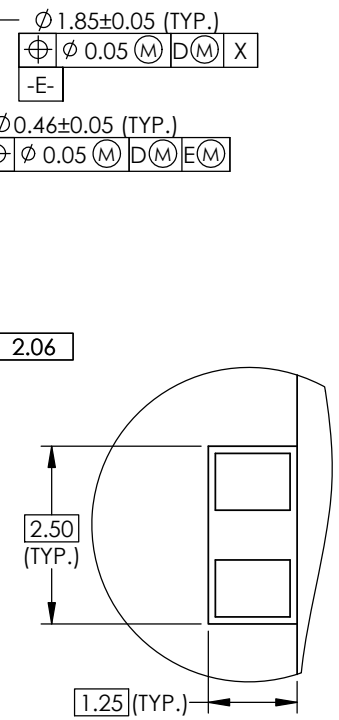
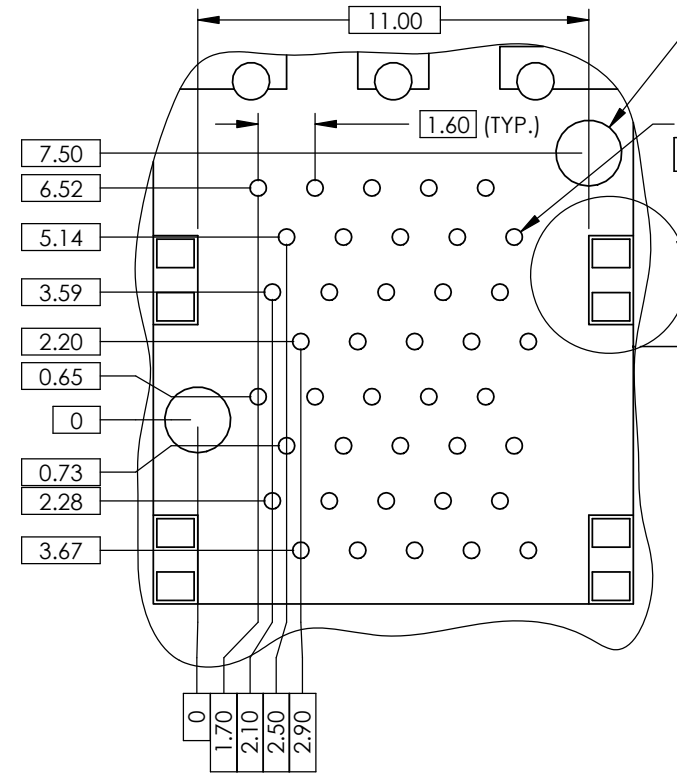
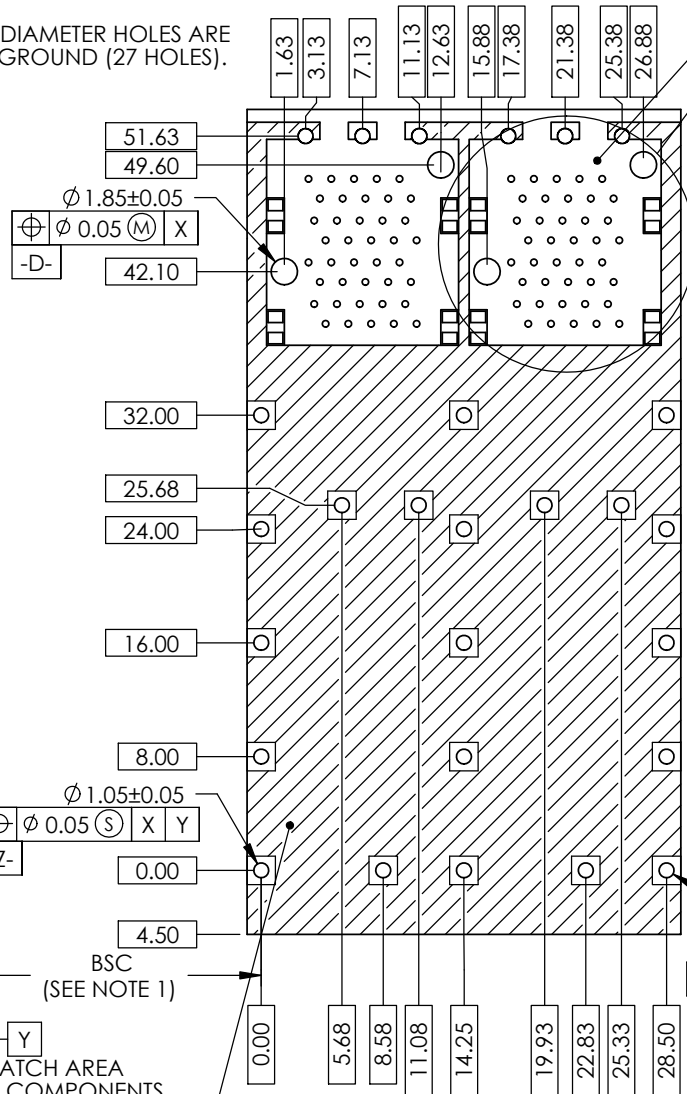
NOTES:

- DATUM AND BASIC DIMENSIONS ESTABLISHED BY CUSTOMER.
- 1.05 mm DIAMETER HOLES ARE CHASSIS GROUND (27 HOLES).

REVISIONS

REV.	ECN	DESCRIPTION	DATE	APPROVED
A		PROPOSAL	MAR.27.14	J.SI

THIS AREA DENOTES COMPONENTS KEEP OUT (TRACES ALLOWED)



DETAIL E
SCALE 5 : 1

DETAIL F
SCALE 10 : 1

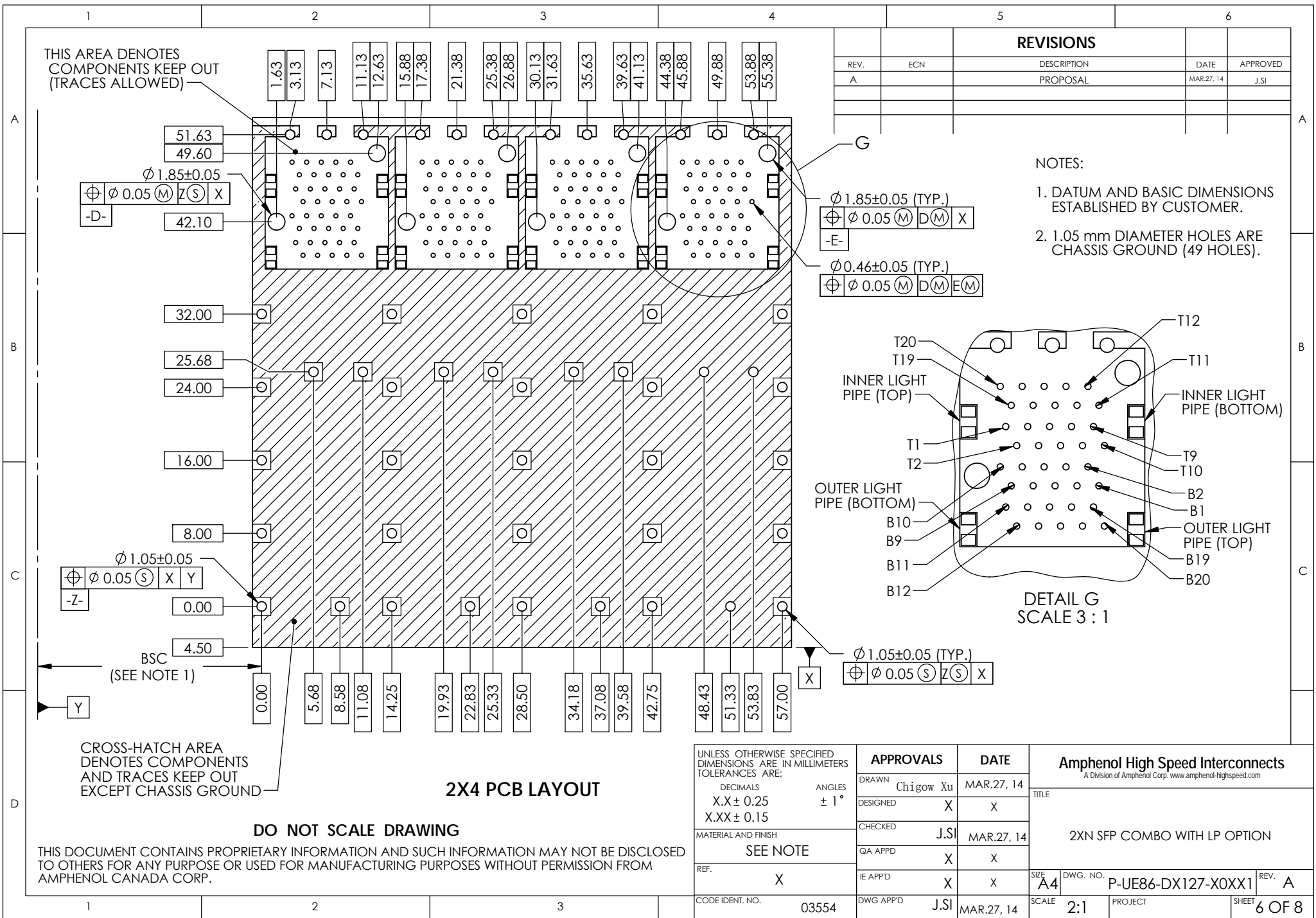
DO NOT SCALE DRAWING 2X2 PCB LAYOUT

CROSS-HATCH AREA DENOTES COMPONENTS AND TRACES KEEP OUT EXCEPT CHASSIS GROUND

THIS DOCUMENT CONTAINS PROPRIETARY INFORMATION AND SUCH INFORMATION MAY NOT BE DISCLOSED TO OTHERS FOR ANY PURPOSE OR USED FOR MANUFACTURING PURPOSES WITHOUT PERMISSION FROM AMPHENOL CANADA CORP.

UNLESS OTHERWISE SPECIFIED DIMENSIONS ARE IN MILLIMETERS TOLERANCES ARE:		APPROVALS	DATE
DECIMALS	ANGLES	DRAWN Chigow Xu	MAR.27, 14
X.X ± 0.25	± 1°	DESIGNED X	X
X.XX ± 0.15		CHECKED J.SI	MAR.27, 14
MATERIAL AND FINISH		QA APPD X	X
SEE NOTE		IE APPD X	X
REF. X		DWG APPD J.SI	MAR.27, 14
CODE IDENT. NO. 03554			

Amphenol High Speed Interconnects <small>A Division of Amphenol Corp. www.amphenol-highspeed.com</small>			
TITLE			
2XN SFP COMBO WITH LP OPTION			
SIZE A4	DWG. NO. P-UE86-DX127-XOXX1	REV. A	
SCALE 2:1	PROJECT	SHEET 5 OF 8	



THIS AREA DENOTES COMPONENTS KEEP OUT (TRACES ALLOWED)

REVISIONS

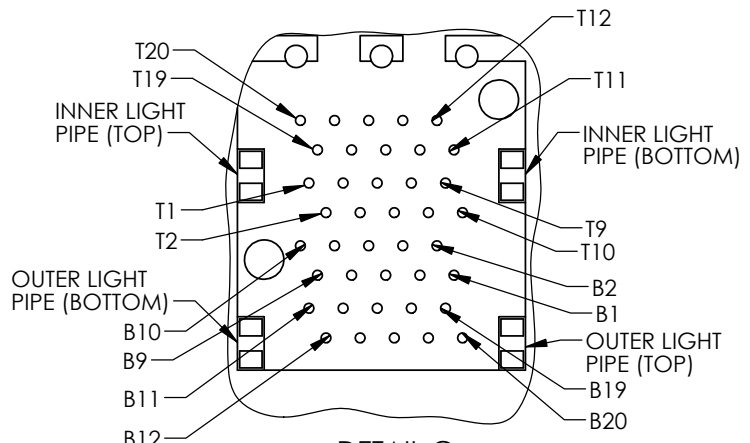
REV.	ECN	DESCRIPTION	DATE	APPROVED
A		PROPOSAL	MAR.27.14	J.SI

NOTES:

1. DATUM AND BASIC DIMENSIONS ESTABLISHED BY CUSTOMER.
2. 1.05 mm DIAMETER HOLES ARE CHASSIS GROUND (49 HOLES).

$\varnothing 1.85 \pm 0.05$ (TYP.)
 $\varnothing 0.05$ (M) (D) (M) (X)
 -E-

$\varnothing 0.46 \pm 0.05$ (TYP.)
 $\varnothing 0.05$ (M) (D) (M) (E) (M)



DETAIL G
SCALE 3:1

2X4 PCB LAYOUT

DO NOT SCALE DRAWING

THIS DOCUMENT CONTAINS PROPRIETARY INFORMATION AND SUCH INFORMATION MAY NOT BE DISCLOSED TO OTHERS FOR ANY PURPOSE OR USED FOR MANUFACTURING PURPOSES WITHOUT PERMISSION FROM AMPHENOL CANADA CORP.

UNLESS OTHERWISE SPECIFIED DIMENSIONS ARE IN MILLIMETERS TOLERANCES ARE:

DECIMALS: X.X ± 0.25
 ANGLES: ± 1°
 X.XX ± 0.15

MATERIAL AND FINISH: SEE NOTE

REF: X

CODE IDENT. NO: 03554

APPROVALS		DATE
DRAWN	Chigow Xu	MAR.27.14
DESIGNED	X	X
CHECKED	J.SI	MAR.27.14
QA APPD	X	X
IE APPD	X	X
DWG APPD	J.SI	MAR.27.14

Amphenol High Speed Interconnects <small>A Division of Amphenol Corp. www.amphenol-highspeed.com</small>	
TITLE	
2XN SFP COMBO WITH LP OPTION	
SIZE: A4 SCALE: 2:1	DWG. NO.: P-UE86-DX127-XOXX1 PROJECT:
REV: A	SHEET 6 OF 8

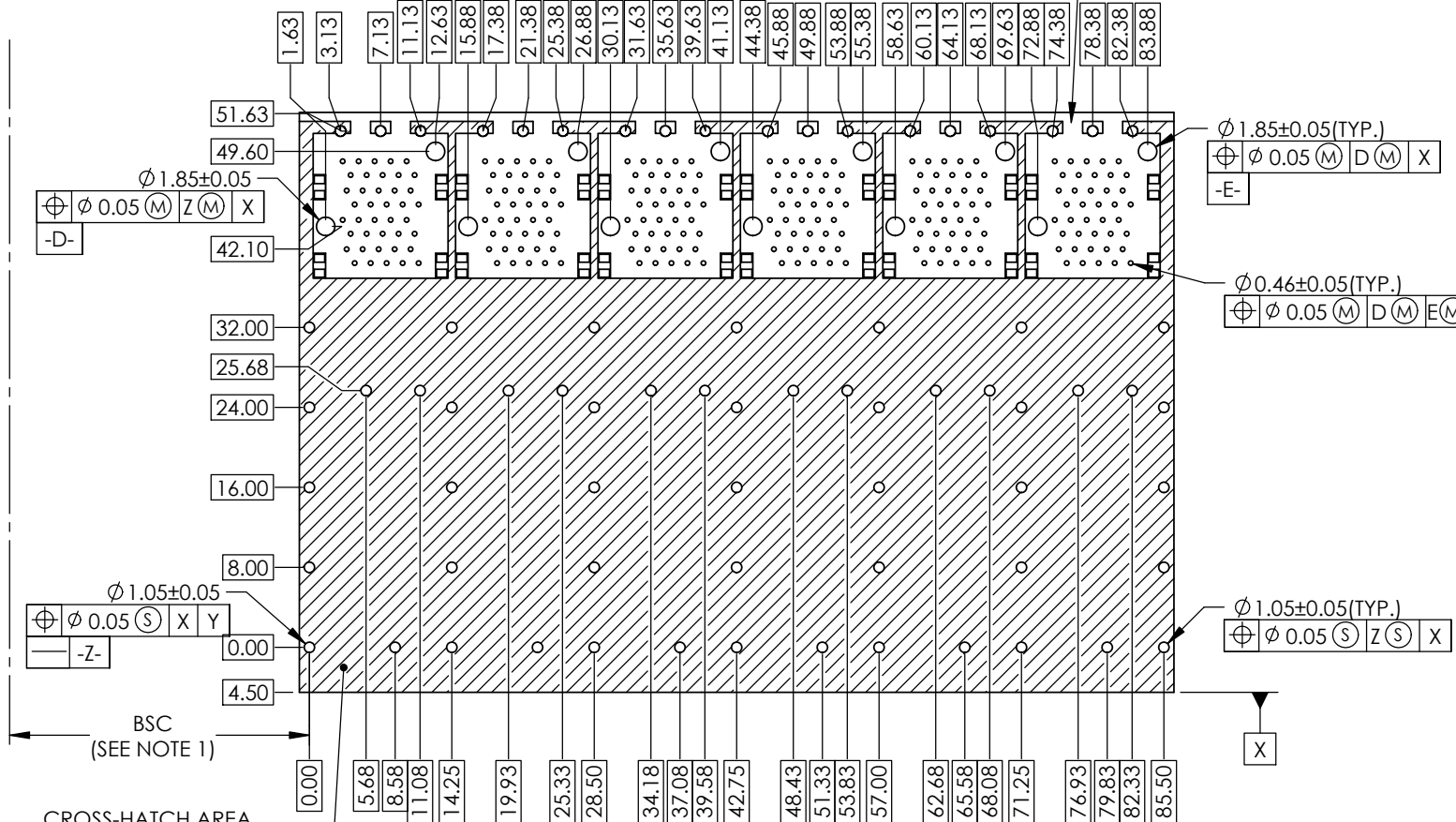
NOTES:

1. DATUM AND BASIC DIMENSIONS ESTABLISHED BY CUSTOMER.
2. 1.05 mm DIAMETER HOLES ARE CHASSIS GROUND (71 HOLES).

THIS AREA DENOTES COMPONENTS KEEP OUT (TRACES ALLOWED)

REVISIONS

REV.	ECN	DESCRIPTION	DATE	APPROVED
A		PROPOSAL	MAR.27.14	J.SI



2X6 PCB LAYOUT

DO NOT SCALE DRAWING

THIS DOCUMENT CONTAINS PROPRIETARY INFORMATION AND SUCH INFORMATION MAY NOT BE DISCLOSED TO OTHERS FOR ANY PURPOSE OR USED FOR MANUFACTURING PURPOSES WITHOUT PERMISSION FROM AMPHENOL CANADA CORP.

UNLESS OTHERWISE SPECIFIED DIMENSIONS ARE IN MILLIMETERS TOLERANCES ARE:

DECIMALS	ANGLES
X.X ± 0.25	± 1°
X.XX ± 0.15	

MATERIAL AND FINISH: SEE NOTE

REF: X

CODE IDENT. NO. 03554

APPROVALS	DATE
DRAWN Chigow Xu	MAR.27.14
DESIGNED X	X
CHECKED J.SI	MAR.27.14
QA APPD X	X
IE APPD X	X
DWG APPD J.SI	MAR.27.14

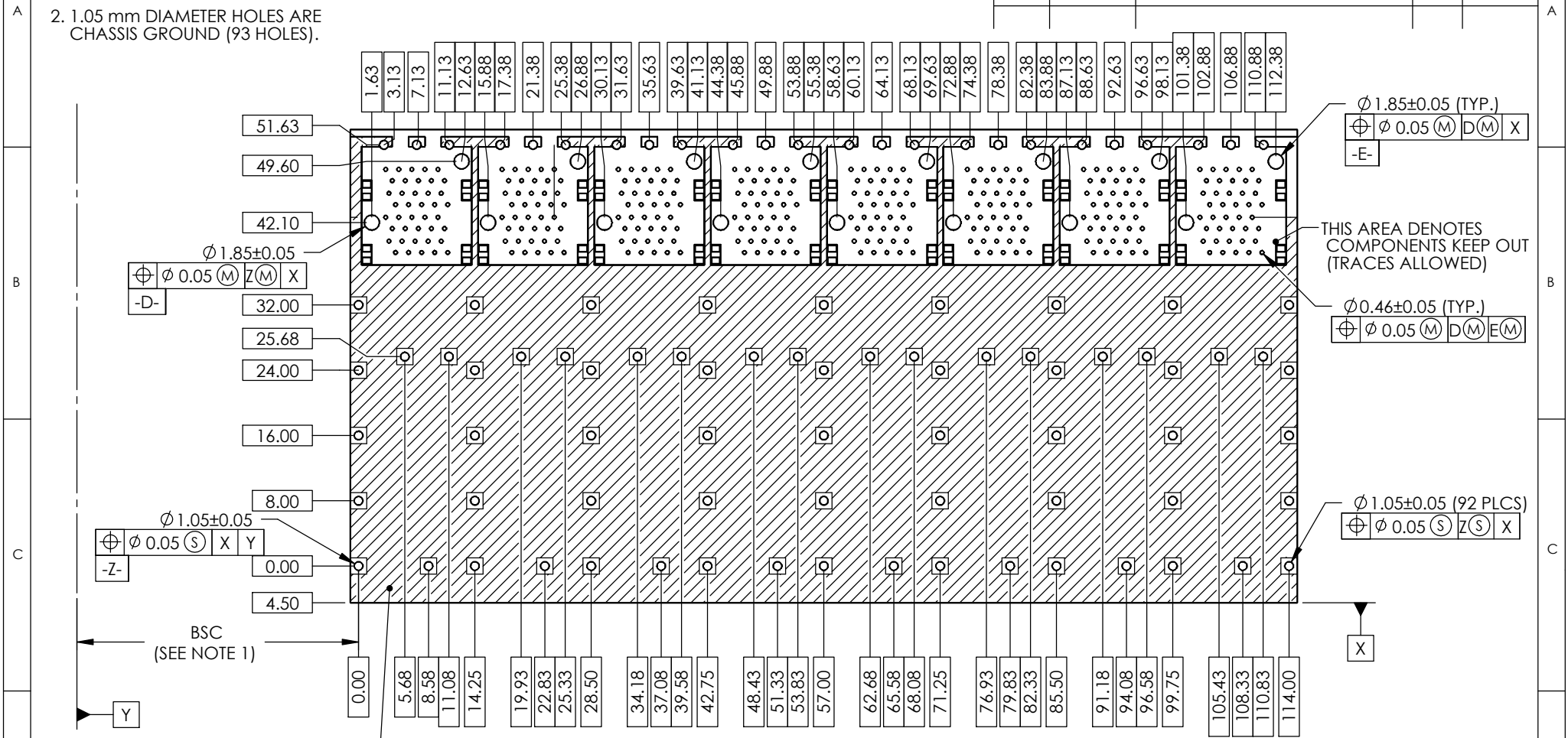
Amphenol High Speed Interconnects A Division of Amphenol Corp. www.amphenol-highspeed.com	
TITLE 2XN SFP COMBO WITH LP OPTION	
SIZE A4	DWG. NO. P-UE86-DX127-XOXX1
SCALE 1:2	PROJECT
REV. A	SHEET 7 OF 8

NOTES:

- DATUM AND BASIC DIMENSIONS ESTABLISHED BY CUSTOMER.
- 1.05 mm DIAMETER HOLES ARE CHASSIS GROUND (93 HOLES).

REVISIONS

REV.	ECN	DESCRIPTION	DATE	APPROVED
A		PROPOSAL	MAR.27.14	J.SI



CROSS-HATCH AREA DENOTES COMPONENTS AND TRACES KEEP OUT EXCEPT CHASSIS GROUND

2X8 PCB LAYOUT

DO NOT SCALE DRAWING

THIS DOCUMENT CONTAINS PROPRIETARY INFORMATION AND SUCH INFORMATION MAY NOT BE DISCLOSED TO OTHERS FOR ANY PURPOSE OR USED FOR MANUFACTURING PURPOSES WITHOUT PERMISSION FROM AMPHENOL CANADA CORP.

UNLESS OTHERWISE SPECIFIED DIMENSIONS ARE IN MILLIMETERS TOLERANCES ARE:		APPROVALS		DATE		Amphenol High Speed Interconnects A Division of Amphenol Corp. www.amphenol-highspeed.com	
DECIMALS X.X ± 0.25 X.XX ± 0.15		DRAWN Chigow Xu		MAR.27.14			
MATERIAL AND FINISH SEE NOTE		DESIGNED X		X		TITLE 2XN SFP COMBO WITH LP OPTION	
REF. X		CHECKED J.SI		MAR.27.14			
CODE IDENT. NO. 03554		IE APPD X		X		SIZE A4 DWG. NO. P-UE86-DX127-XOXX1 REV. A	
		DWG APPD J.SI		MAR.27.14		SCALE 1:1 PROJECT SHEET 8 OF 8	

Компания «Океан Электроники» предлагает заключение долгосрочных отношений при поставках импортных электронных компонентов на взаимовыгодных условиях!

Наши преимущества:

- Поставка оригинальных импортных электронных компонентов напрямую с производств Америки, Европы и Азии, а так же с крупнейших складов мира;
- Широкая линейка поставок активных и пассивных импортных электронных компонентов (более 30 млн. наименований);
- Поставка сложных, дефицитных, либо снятых с производства позиций;
- Оперативные сроки поставки под заказ (от 5 рабочих дней);
- Экспресс доставка в любую точку России;
- Помощь Конструкторского Отдела и консультации квалифицированных инженеров;
- Техническая поддержка проекта, помощь в подборе аналогов, поставка прототипов;
- Поставка электронных компонентов под контролем ВП;
- Система менеджмента качества сертифицирована по Международному стандарту ISO 9001;
- При необходимости вся продукция военного и аэрокосмического назначения проходит испытания и сертификацию в лаборатории (по согласованию с заказчиком);
- Поставка специализированных компонентов военного и аэрокосмического уровня качества (Xilinx, Altera, Analog Devices, Intersil, Interpoint, Microsemi, Actel, Aeroflex, Peregrine, VPT, Syfer, Eurofarad, Texas Instruments, MS Kennedy, Miteq, Cobham, E2V, MA-COM, Hittite, Mini-Circuits, General Dynamics и др.);

Компания «Океан Электроники» является официальным дистрибьютором и эксклюзивным представителем в России одного из крупнейших производителей разъемов военного и аэрокосмического назначения «**JONHON**», а так же официальным дистрибьютором и эксклюзивным представителем в России производителя высокотехнологичных и надежных решений для передачи СВЧ сигналов «**FORSTAR**».



JONHON

«**JONHON**» (основан в 1970 г.)

Разъемы специального, военного и аэрокосмического назначения:

(Применяются в военной, авиационной, аэрокосмической, морской, железнодорожной, горно- и нефтедобывающей отраслях промышленности)

«**FORSTAR**» (основан в 1998 г.)

ВЧ соединители, коаксиальные кабели,
кабельные сборки и микроволновые компоненты:

(Применяются в телекоммуникациях гражданского и специального назначения, в средствах связи, РЛС, а так же военной, авиационной и аэрокосмической отраслях промышленности).



Телефон: 8 (812) 309-75-97 (многоканальный)

Факс: 8 (812) 320-03-32

Электронная почта: ocean@oceanchips.ru

Web: <http://oceanchips.ru/>

Адрес: 198099, г. Санкт-Петербург, ул. Калинина, д. 2, корп. 4, лит. А