

POWER RELAY

2 POLES—5 A LOW PROFILE TYPE FTR-F1 SERIES

RoHS compliant

FEATURES

- Low profile power relay (height 16.5 mm) employing unique construction
- DPST/DPDT 5 A, TV-3 rating available
- Higher isolation by employing reinforced insulation construction
 - Insulation distance: 8 mm (between coil and contact)
 - Dielectric strength: 5 kV (between coil and contact)
 - Surge strength: 10 kV (between coil and contact)
- Pin configuration compatible to VB/FBR620
- UL, CSA, VDE, SEMKO, SEV, CQC, FIMKO, IMQ, DEMKO, NEMKO recognized
- RoHS compliant since date code: 0434R
Please see page 8 for more information



ORDERING INFORMATION - 5A Rating Type

FTR-F1 A A 005 V -**
 [Example] (a) (b) (c) (d) (e) (f)

(a)	Series Name	FTR-F1: FTR-F1 Series			
(b)	Contact Arrangement	A	: 2 form A (DPST-NO)		
		C	: 2 form C (DPDT)		
(c)	Coil Type	A	: Standard type (530 mW)		
		D	: High sensitive type (400 mW)		
(d)	Nominal Voltage	003	: 3 VDC (high sensitive type 'D' only)		
		005	: 5 VDC	012: 12 VDC	048: 48 VDC
		006	: 6 VDC	018: 18 VDC	060: 60 VDC
		009	: 9 VDC	024: 24 VDC	110: 110 VDC
(e)	Contact Material/TV Type	V	: Gold plate silver tin oxide (standard type)		
		T	: Gold plate silver tin oxide (TV-3 rating type, only standard make type)		
(f)	Custom Designation	RG	: Transparency cover		

Ordering Code: FTR-F1AA005V Actual Marking: F1AA005V

FTR-F1 SERIES

■ PART NUMBERS

530mW type

Ordering Part Number	Series	Contact	Coil Power	Coil Voltage	Contact Material	Special Designation
FTR-F1AA005V(-RG)	FTR-F1	A: 2 form A	A: 530 mW	5	V: Gold plate silver tin oxide	RG: Transparency cover
FTR-F1AA006V(-RG)				6		
FTR-F1AA009V(-RG)				9		
FTR-F1AA012V(-RG)				12		
FTR-F1AA018V(-RG)				18		
FTR-F1AA024V(-RG)				24		
FTR-F1AA048V(-RG)				48		
FTR-F1AA060V(-RG)				60		
FTR-F1AA110V(-RG)		A: 550 mW	110			
FTR-F1CA005V(-RG)		C: 2 form C	A: 530 mW	5		
FTR-F1CA006V(-RG)				6		
FTR-F1CA009V(-RG)				9		
FTR-F1CA012V(-RG)				12		
FTR-F1CA018V(-RG)				18		
FTR-F1CA024V(-RG)				24		
FTR-F1CA048V(-RG)				48		
FTR-F1CA060V(-RG)	60					
FTR-F1CA110V(-RG)	A: 550 mW	110				

TV-3 type

Ordering Part Number	Series	Contact	Coil Power	Coil Voltage	Contact Material	Special Designation
FTR-F1AA005T(-RG)	FTR-F1	A: 2 form A	A: 530 mW	5	T: Gold plate silver tin oxide (TV-3 type)	RG: Transparency cover
FTR-F1AA006T(-RG)				6		
FTR-F1AA009T(-RG)				9		
FTR-F1AA012T(-RG)				12		
FTR-F1AA018T(-RG)				18		
FTR-F1AA024T(-RG)				24		
FTR-F1AA048T(-RG)				48		
FTR-F1AA060T(-RG)				60		
FTR-F1AA110T(-RG)			A: 550 mW	110		

FTR-F1 SERIES

■ PART NUMBERS

400mW type

Ordering Part Number	Series	Contact	Coil Power	Coil Voltage	Contact Material	Special Designation
FTR-F1AD003V(-RG)	FTR-F1	A: 2 form A	D: 400 mW	3	V: Gold plate silver tin oxide	RG: Transparency cover
FTR-F1AD005V(-RG)				5		
FTR-F1AD006V(-RG)				6		
FTR-F1AD009V(-RG)				9		
FTR-F1AD012V(-RG)				12		
FTR-F1AD024V(-RG)				24		
FTR-F1AD048V(-RG)				48		
FTR-F1CD003V(-RG)		C: 2 form C		3		
FTR-F1CD005V(-RG)				5		
FTR-F1CD006V(-RG)				6		
FTR-F1CD009V(-RG)				9		
FTR-F1CD012V(-RG)				12		
FTR-F1CD024V(-RG)				24		
FTR-F1CD048V(-RG)				48		

■ COIL DATA CHART

530mW type

Coil Voltage	Nominal Voltage (VDC)	Max. Coil Voltage* ¹	Coil Resistance (±10%)	Must Operate Voltage* ²	Must Release Voltage* ²	Nominal Power (mW)
005	5	8.5 VDC	47 Ω	3.5 VDC	0.5 VDC	530
006	6	10.2 VDC	68 Ω	4.2 VDC	0.6 VDC	
009	9	15.3 VDC	155 Ω	6.3 VDC	0.9 VDC	
012	12	20.4 VDC	270 Ω	8.4 VDC	1.2 VDC	
018	18	30.6 VDC	610 Ω	12.6 VDC	1.8 VDC	
024	24	40.8 VDC	1,100 Ω	16.8 VDC	2.4 VDC	
048	48	81.6 VDC	4,400 Ω	33.6 VDC	4.8 VDC	
060	60	102.0 VDC	6,800 Ω	42.0 VDC	6.0 VDC	550
110	110	187.0 VDC	22,000 Ω	77.0 VDC	11.0 VDC	

Note: All values in the table are measured at 20°C.

*1: No contact current at 20°C

*2: Specified values are subject to pulse wave voltage

FTR-F1 SERIES

■ COIL DATA CHART

400mW type

Coil Voltage	Nominal Voltage (VDC)	Max. Coil Voltage* ¹	Coil Resistance (±10%)	Must Operate Voltage* ²	Must Release Voltage* ²	Nominal Power (mW)
003	3	6.0VDC	22.5 Ω	2.25 VDC	0.3 VDC	400
005	5	10.0 VDC	62 Ω	3.75 VDC	0.5 VDC	
006	6	12.0 VDC	90 Ω	4.5 VDC	0.6 VDC	
009	9	18.0 VDC	202 Ω	6.75 VDC	0.9 VDC	
012	12	24.0 VDC	360 Ω	9 VDC	1.2 VDC	
024	24	48.0 VDC	1,440 Ω	18 VDC	2.4 VDC	
048	48	96.0 VDC	5,760 Ω	36 VDC	4.8 VDC	

Note: All values in the table are measured at 20°C.

*1: No contact current at 20°C

*2: Specified values are subject to pulse wave voltage

■ SPECIFICATIONS

Item		Standard Type F1(A, C)A ()V	TV-3 rating F1AA ()T	Sensitive Type F1(A, C)D ()V
Contact	Arrangement	2 form A (DPST-NO), 2 form C (DPDT)	2 form A (DSDT-NO)	2 form A (DPST-NO) 2 form C (DPDT)
	Material	Gold plate silver tin oxide		
	Configuration	Single		
	Resistance (initial)	Maximum 100 mΩ at 1 A, 6 VDC		
	Rating (resistive)	5A, 250VAC / 24VDC		
	Maximum Carrying Current* ¹	7A		
	Maximum Switching Rating	1,250 VA / 120W		
	Maximum Switching Voltage	400 VAC / 300VDC		
	Maximum Switching Load* ²	10mA 5 VDC		
Coil	Nominal Power (at 20°C)	530mW, 110V type: 550mW		400mW
	Operate Power (at 20°C)	260mW, 110V type: 270mW		225mW
	Operating Temperature	-40°C to +75°C (no frost) -40°C to +70°C (-RG type)		
Time Value	Operate (without diode)	Maximum 15ms (at nominal voltage, no bounce)		
	Release (without diode)	Maximum 5ms (at nominal voltage, no bounce)		
Life	Mechanical	2 x 10 ⁷ ops minimum		
	Electrical	AC load	1 x 10 ⁵ ops min.	
		DC load	1 x 10 ⁵ ops min.	
	Lamp load (TV-3)	-	2.5 x 10 ⁴ ops min.	-
Other	Vibration Resistance	Misoperation	10 to 55 Hz, at double amplitude of 1.65mm	
		Endurance	10 to 55Hz, at double amplitude of 3.3mm	
	Shock Resistance	Misoperation	100m/s ² (11±1ms)	
		Endurance	1,000m/s ² (6±1ms)	
Weight	Approximately 12g			

*¹ Minimum switching loads mentioned above are reference values. Please perform the confirmation test with the actual load before production since reference values may vary according to switching frequencies, environmental conditions and expected reliability levels.

FTR-F1 SERIES

■ INSULATION

Item	FTR-F1	Note
Resistance (initial)	Minimum 1,000 MΩ	at 500 VDC
Dielectric Strength	open contacts	1,000 VAC (50/60 Hz) 1 min.
	coil and contacts	5,000 VAC (50/60 Hz) 1 min.
	adjacent contacts	3,000 VAC (50/60 Hz) 1 min.
Surge Voltage (coil and contact)	10,000 V	1.2 x 50µs standard wave
Clearance/Creepage	8 mm / 8 mm	
Insulation (DIN EN61810-1 VDE0435) Voltage Pollution Isolation material group	250 V 3 IIIa	
Isolation category / Reference voltage (VDE0110b)	C / 250 V	

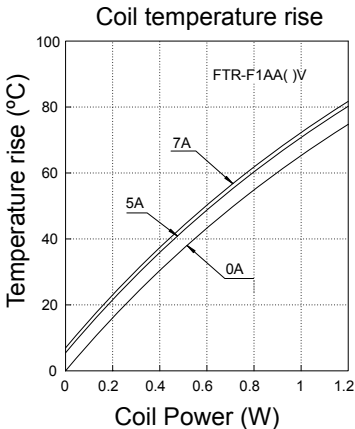
■ SAFETY STANDARDS

Type	Compliance	Contact rating
UL	UL 508	Flammability: UL 94-V0 (plastics) 5A, 24VDC (resistive)
	E63614	5A, 250 VAC (resistive)
CSA	C22.2 No. 14	1/6 HP, 125VAC
	LR 40304	1/4 HP, 250VAC Pilot duty: C300 Pilot duty: R300 (F1AA()T, F1AA()V) TV-3 (F1AA()T)
VDE	0435, 0631, 0700, 0860	5A, 250 VAC (cosØ=1) 2A, 250 VAC (cosØ=0.4) 5 A 24VDC (0ms), 85°C
SEMKO	EN 61058-1:1992 and A1 EN 61095:1993 and A1+A11	250VAC, 5 (1)A
IEC60335-1	GWFI IEC 60695-2-12	>850°C (except for -RG)
	GWFI IEC 60695-2-13	>775°C(except for -RG)

Complies with BSI, IMC, CQC, NEMKO, DEMKO, FIMKO

■ REFERENCE DATA

5A Rating Type



FTR-F1 SERIES

REFERENCE DATA

Distribution of operate and release voltage



Distribution of contact resistance



Mechanical life test



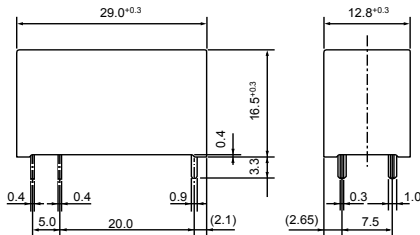
Electrical life test



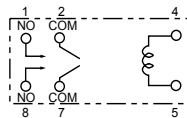
DIMENSIONS

Dimensions

FTR-F1A type



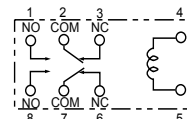
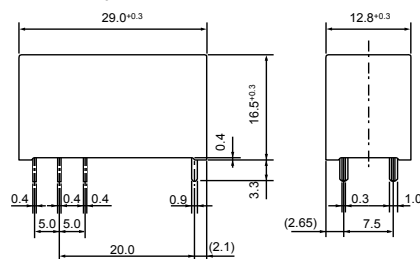
Schematics (BOTTOM VIEW)



PC board mounting hole layout (BOTTOM VIEW)



FTR-F1C type



Unit: mm

RoHS Compliance and Lead Free Relay Information

1. General Information

- Relays produced after the specific date code that is indicated on each data sheet are lead-free now. All our signal and power relays are lead-free. Please refer to Lead-Free Status Info. (<http://www.fujitsu.com/us/downloads/MICRO/fcai/relays/lead-free-letter.pdf>)
- Lead free solder paste currently used in relays is Sn-3.0Ag-0.5Cu.
- All signal and power relays also comply with RoHS. Please refer to individual data sheets. Relays that are RoHS compliant do not contain the 5 hazardous materials that are restricted by RoHS directive (lead, mercury, chromium IV, PBB, PBDE).
- It has been verified that using lead-free relays in leaded assembly process will not cause any problems (compatible).
- "LF" is marked on each outer and inner carton. (No marking on individual relays).
- To avoid leaded relays (for lead-free sample, etc.) please consult with area sales office.
- We will ship leaded relays as long as the leaded relay inventory exists.

Note: Cadmium was exempted from RoHS on October 21, 2005. (Amendment to Directive 2002/95/EC)

2. Recommended Lead Free Solder Profile

- Recommended solder paste Sn-3.0Ag-0.5Cu.

Reflow Solder condition

Flow Solder condition:

Pre-heating: maximum 120°C
Soldering: dip within 5 sec. at
260°C solder bath

Solder by Soldering Iron:

Soldering Iron
Temperature: maximum 360°C
Duration: maximum 3 sec.

We highly recommend that you confirm your actual solder conditions

3. Moisture Sensitivity

- Moisture Sensitivity Level standard is not applicable to electromechanical relays.

4. Tin Whisker

- Dipped SnAgCu solder is known as low risk tin whisker. No considerable length whisker was found by our in house test.

Fujitsu Components International Headquarter Offices

Japan

Fujitsu Component Limited
Gotanda-Chuo Building
3-5, Higashigotanda 2-chome, Shinagawa-ku
Tokyo 141, Japan
Tel: (81-3) 5449-7010
Fax: (81-3) 5449-2626
Email: promothq@ft.ed.fujitsu.com
Web: www.fcl.fujitsu.com

North and South America

Fujitsu Components America, Inc.
250 E. Caribbean Drive
Sunnyvale, CA 94089 U.S.A.
Tel: (1-408) 745-4900
Fax: (1-408) 745-4970
Email: components@us.fujitsu.com
Web: <http://www.fujitsu.com/us/services/edevices/components/>

Europe

Fujitsu Components Europe B.V.
Diamantlaan 25
2132 WV Hoofddorp
Netherlands
Tel: (31-23) 5560910
Fax: (31-23) 5560950
Email: info@fceu.fujitsu.com
Web: emea.fujitsu.com/components/

Asia Pacific

Fujitsu Components Asia Ltd.
102E Pasir Panjang Road
#01-01 CitiLink Warehouse Complex
Singapore 118529
Tel: (65) 6375-8560
Fax: (65) 6273-3021
Email: fcal@fcal.fujitsu.com
Web: <http://www.fujitsu.com/sg/services/micro/components/>

©2007 Fujitsu Components America, Inc. All rights reserved. All trademarks or registered trademarks are the property of their respective owners.

Fujitsu Components America or its affiliates do not warrant that the content of datasheet is error free. In a continuing effort to improve our products Fujitsu Components America, Inc. or its affiliates reserve the right to change specifications/datasheets without prior notice.
Rev. November 29, 2007

Компания «Океан Электроники» предлагает заключение долгосрочных отношений при поставках импортных электронных компонентов на взаимовыгодных условиях!

Наши преимущества:

- Поставка оригинальных импортных электронных компонентов напрямую с производств Америки, Европы и Азии, а так же с крупнейших складов мира;
- Широкая линейка поставок активных и пассивных импортных электронных компонентов (более 30 млн. наименований);
- Поставка сложных, дефицитных, либо снятых с производства позиций;
- Оперативные сроки поставки под заказ (от 5 рабочих дней);
- Экспресс доставка в любую точку России;
- Помощь Конструкторского Отдела и консультации квалифицированных инженеров;
- Техническая поддержка проекта, помощь в подборе аналогов, поставка прототипов;
- Поставка электронных компонентов под контролем ВП;
- Система менеджмента качества сертифицирована по Международному стандарту ISO 9001;
- При необходимости вся продукция военного и аэрокосмического назначения проходит испытания и сертификацию в лаборатории (по согласованию с заказчиком);
- Поставка специализированных компонентов военного и аэрокосмического уровня качества (Xilinx, Altera, Analog Devices, Intersil, Interpoint, Microsemi, Actel, Aeroflex, Peregrine, VPT, Syfer, Eurofarad, Texas Instruments, MS Kennedy, Miteq, Cobham, E2V, MA-COM, Hittite, Mini-Circuits, General Dynamics и др.);

Компания «Океан Электроники» является официальным дистрибьютором и эксклюзивным представителем в России одного из крупнейших производителей разъемов военного и аэрокосмического назначения «JONHON», а так же официальным дистрибьютором и эксклюзивным представителем в России производителя высокотехнологичных и надежных решений для передачи СВЧ сигналов «FORSTAR».



JONHON

«JONHON» (основан в 1970 г.)

Разъемы специального, военного и аэрокосмического назначения:

(Применяются в военной, авиационной, аэрокосмической, морской, железнодорожной, горно- и нефтедобывающей отраслях промышленности)

«FORSTAR» (основан в 1998 г.)

ВЧ соединители, коаксиальные кабели, кабельные сборки и микроволновые компоненты:

(Применяются в телекоммуникациях гражданского и специального назначения, в средствах связи, РЛС, а так же военной, авиационной и аэрокосмической отраслях промышленности).



Телефон: 8 (812) 309-75-97 (многоканальный)

Факс: 8 (812) 320-03-32

Электронная почта: ocean@oceanchips.ru

Web: <http://oceanchips.ru/>

Адрес: 198099, г. Санкт-Петербург, ул. Калинина, д. 2, корп. 4, лит. А