

LED and Photosensor Pairs

OPS665, OPS666, OPS667, OPS691, OPS692, OPS693, OPS698



Features:

- High current transfer ratio
- Low-cost plastic package
- Lateral side-looking clear plastic package (OPS691, OPS692, OPS693 and OPS698)



Description:

Each LED/Photosensor pair in the series consists of a gallium arsenide infrared emitting diode and a NPN silicon phototransistor, mounted in a T-1 package (**OPS665, OPS666, OPS667**) or in a matched lateral side-looking plastic package (**OPS691, OPS692, OPS693 and OPS698**).

Matched pairs are desirable where the application is unique and the quantity required does not justify assembly tooling costs. If separation between the LED and sensor is greater than two times the specified $IC_{(ON)}$ distance, proper alignment becomes critical. Although sold as pairs, emitters and sensors are packaged separately for handling ease.

Please note that the sensor is sensitive to ambient light.

Applications:

- Non-contact reflective object sensor
- Assembly line automation
- Machine automation
- Machine safety
- End of travel sensor
- Door sensor

Ordering Information				
Part Number	Output	Package Style	Description	Lead Length
OPS665	Transistor	T-1	Gallium arsenide infrared emitting diode (OP165) NPN silicon phototransistor (OP505)	0.50" (1.700 mm)
OPS666	Transistor	T-1	Gallium arsenide infrared emitting diode (OP165) NPN silicon phototransistor (OP505)	0.50" (1.700 mm)
OPS667	Transistor	T-1	Gallium arsenide infrared emitting diode (OP165) NPN silicon phototransistor (OP505)	0.50" (1.700 mm)
OPS691	Transistor	Lateral Side-looking	Gallium arsenide infrared emitting diode (OP140) NPN silicon phototransistor (OP550)	0.50" (1.700 mm)
OPS692	Transistor	Lateral Side-looking	Gallium arsenide infrared emitting diode (OP140) NPN silicon phototransistor (OP550)	0.50" (1.700 mm)
OPS693	Transistor	Lateral Side-looking	Gallium arsenide infrared emitting diode (OP140) NPN silicon phototransistor (OP550)	0.50" (1.700 mm)
OPS698	Transistor	Lateral Side-looking	Gallium arsenide infrared emitting diode (OP145) NPN silicon phototransistor (OP555)	0.50" (1.700 mm)



General Note

TT Electronics reserves the right to make changes in product specification without notice or liability. All information is subject to TT Electronics' own data and is considered accurate at time of going to print.

TT Electronics | OPTEK Technology, Inc.
1645 Wallace Drive, Carrollton, TX 75006 | Ph: +1 972 323 2200
sensors@ttelelectronics.com | www.ttelelectronics.com

LED and Photosensor Pairs

OPS665, OPS666, OPS667, OPS691, OPS692, OPS693, OPS698



OPS665, OPS666, OPS667



DIMENSIONS ARE IN INCHES AND [MILLIMETERS].

Pin #	LED & Diode X=0.060" (1.5)	Transistor X=0" (0.0 mm)
1	Anode	Emitter
2	Cathode	Collector

OPS691, OPS692, OPS693



DIMENSIONS ARE IN INCHES AND [MILLIMETERS].

Pin #	LED X=0.060" (1.5)	Sensor X=0" (0.0 mm)
1	Cathode	Emitter/Anode
2	Anode	Collector/Cathode

General Note

TT Electronics reserves the right to make changes in product specification without notice or liability. All information is subject to TT Electronics' own data and is considered accurate at time of going to print.

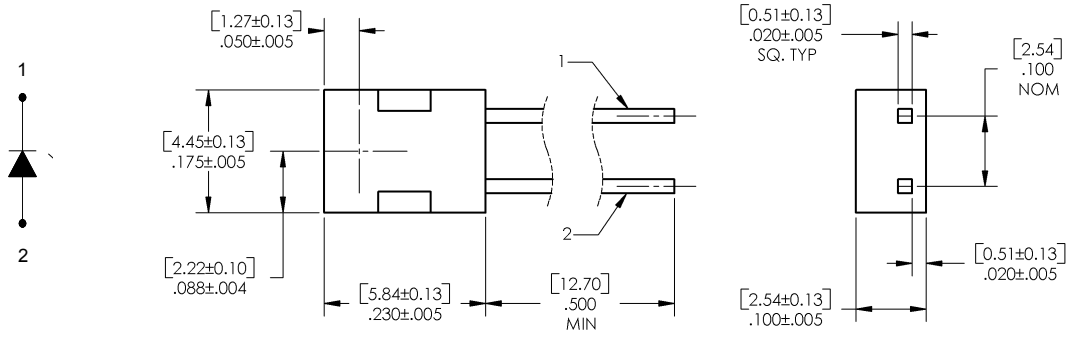
TT Electronics | OPTEK Technology, Inc.
1645 Wallace Drive, Carrollton, TX 75006 | Ph: +1 972 323 2200
sensors@ttelelectronics.com | www.ttelelectronics.com

LED and Photosensor Pairs

OPS665, OPS666, OPS667, OPS691, OPS692, OPS693, OPS698



OPS698



DIMENSIONS ARE IN INCHES AND [MILLIMETERS].

Pin #	Diode
1	Cathode
2	Anode

General Note

TT Electronics reserves the right to make changes in product specification without notice or liability. All information is subject to TT Electronics' own data and is considered accurate at time of going to print.

TT Electronics | OPTEK Technology, Inc.
 1645 Wallace Drive, Carrollton, TX 75006 | Ph: +1 972 323 2200
 sensors@ttelelectronics.com | www.ttelelectronics.com

LED and Photosensor Pairs

OPS665, OPS666, OPS667, OPS691, OPS692,
OPS693, OPS698



Electrical Specifications

Absolute Maximum Ratings ($T_A = 25^\circ\text{C}$ unless otherwise noted)	
Storage & Operating Temperature Range	-40°C to +100°C
Lead Soldering Temperature [1/16 inch (1.6mm) from the case for 5 sec. with soldering iron]	260°C ⁽¹⁾
Input Diode	
Forward DC Current	50 mA
Peak Forward Current (1 μs pulse width, 300 pps)	3.0 A
Reverse DC Voltage	2.0 V
Power Dissipation	100 mW ⁽²⁾
Output Photosensor (OPS665/666/667) or Output Phototransistor (691/692/693/698)	
Collector-Emitter Voltage	30 V
Emitter-Collector Voltage	5 V
Power Dissipation	100 mW ⁽²⁾

General Note

TT Electronics reserves the right to make changes in product specification without notice or liability. All information is subject to TT Electronics' own data and is considered accurate at time of going to print.

TT Electronics | OPTEK Technology, Inc.
1645 Wallace Drive, Carrollton, TX 75006 | Ph: +1 972 323 2200
sensors@ttelectronics.com | www.ttelectronics.com

LED and Photosensor Pairs

OPS665, OPS666, OPS667, OPS691, OPS692, OPS693, OPS698



Electrical Specifications

Electrical Characteristics (T _A = 25° C unless otherwise noted)						
SYMBOL	PARAMETER	MIN	TYP	MAX	UNITS	TEST CONDITIONS
Input Diode						
V _F	Forward Voltage	-	-	1.6	V	I _F = 20 mA
I _R	Reverse Current	-	-	100	µA	V _R = 2 V
Output Phototransistor						
V _{(BR)CEO}	Collector-Emitter Breakdown Voltage	30	-	-	V	I _C = 100 µA, E _E = 0
V _{(BR)ECO}	Emitter-Collector Breakdown Voltage	5.0	-	-	V	I _E = 100 µA, E _E = 0
I _{CEO}	Collector-Emitter Dark Current	-	-	100	nA	V _{CE} = 15 V, I _F = 0, I _E = 0
	OPS665/666/667	-	-	100	nA	V _{CE} = 10 V, I _F = 0, I _E = 0
	OPS691/692/693 OPS698	-	-	100	nA	V _{CE} = 10 V, I _F = 0, I _E = 0
Combined						
V _{CE(SAT)}	Collector-Emitter Saturation Voltage	-	-	-	-	-
	OPS665/666/667	-	-	0.4	V	I _F = 20 mA, I _C = 50 µA ⁽³⁾
	OPS691/692/693 OPB698	-	-	0.4	V	I _F = 20 mA, I _C = 50 µA ⁽³⁾
I _{C(ON)}	On-State Collector Current	-	-	-	-	-
	OPS665	0.5	-	-	mA	V _{CE} = 5 V, I _F = 20 mA ⁽³⁾
	OPS666	1.0	-	-	mA	
	OPS667	5.0	-	-	mA	
	OPS691	500	-	-	µA	V _{CE} = 10 V, I _F = 20 mA ⁽³⁾
	OPS692 OPS693, OPS698	1.0 2.0	- -	- -	mA mA	

Notes:

- (1) RMA flux is recommended. Duration can be extended to 10 seconds maximum when flow soldering.
- (2) Derate linearly 1.33 mW/° C above 25° C.
- (3) Distance from lens tip to lens tip is 0.250" (6.35 mm) - OPS665, OPS666, OPS667
Distance from lens tip to lens tip is 0.125" (3.175 mm) - OPS691 thru OPS698

General Note

TT Electronics reserves the right to make changes in product specification without notice or liability. All information is subject to TT Electronics' own data and is considered accurate at time of going to print.

TT Electronics | OPTeK Technology, Inc.
1645 Wallace Drive, Carrollton, TX 75006 | Ph: +1 972 323 2200
sensors@ttelelectronics.com | www.ttelelectronics.com

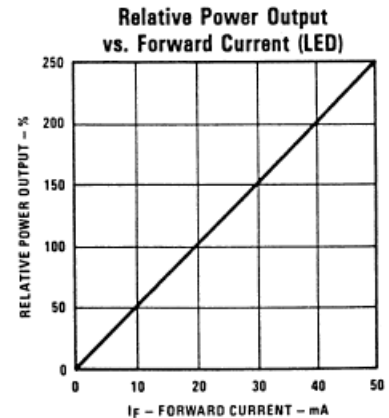
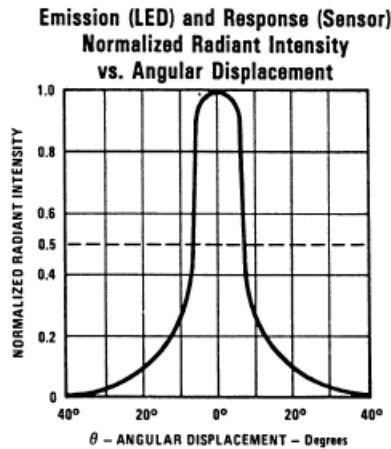
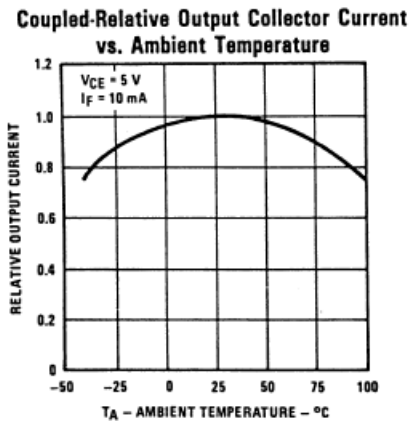
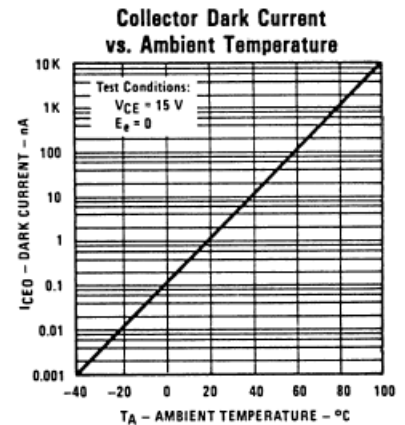
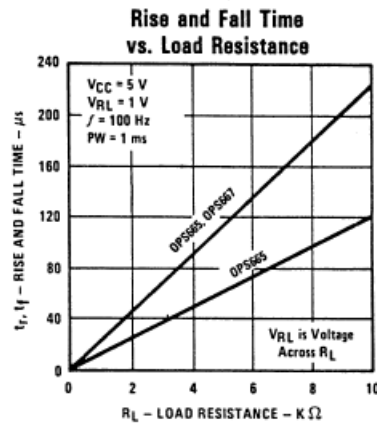
LED and Photosensor Pairs

OPS665, OPS666, OPS667, OPS691, OPS692, OPS693, OPS698



Performance

OPS665, OPS666, OPS667



General Note

TT Electronics reserves the right to make changes in product specification without notice or liability. All information is subject to TT Electronics' own data and is considered accurate at time of going to print.

TT Electronics | OPTeK Technology, Inc.
 1645 Wallace Drive, Carrollton, TX 75006 | Ph: +1 972 323 2200
 sensors@ttelelectronics.com | www.ttelelectronics.com

LED and Photosensor Pairs

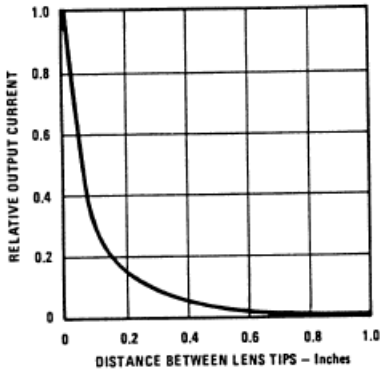
OPS665, OPS666, OPS667, OPS691, OPS692, OPS693, OPS698



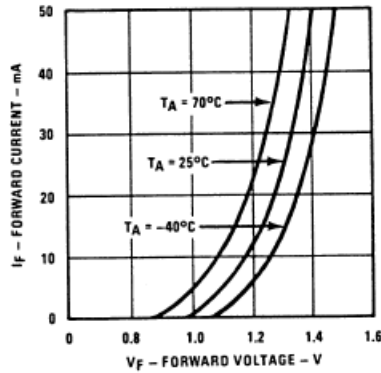
Performance

OPS691, OPS692, OPS693

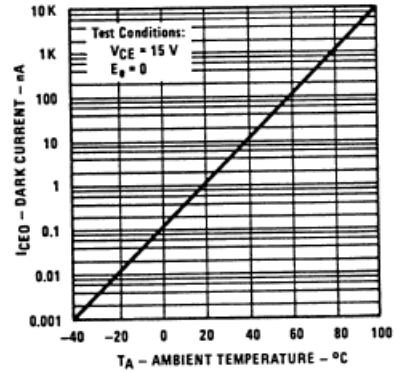
Coupling Characteristics of OP140 and OP550



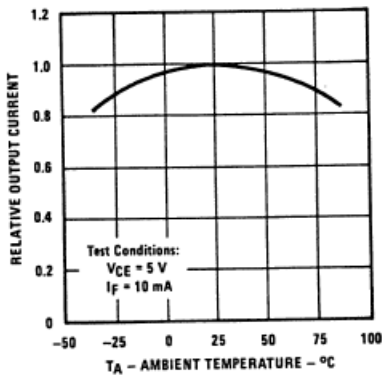
Forward Current vs Forward Voltage



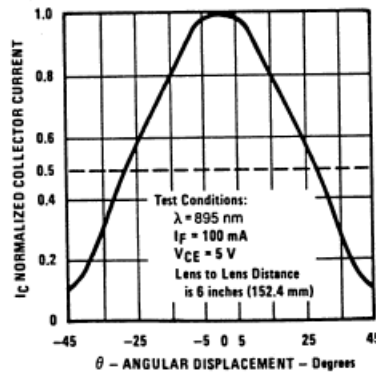
Dark Current vs Free Air Temperature



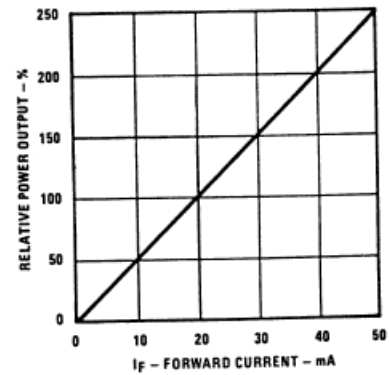
Relative Output Current vs Free Air Temperature



Normalized Collector Current vs Angular Displacement



Relative Power Output vs Forward Current (LED)



General Note

TT Electronics reserves the right to make changes in product specification without notice or liability. All information is subject to TT Electronics' own data and is considered accurate at time of going to print.

TT Electronics | OPTEK Technology, Inc.
1645 Wallace Drive, Carrollton, TX 75006 | Ph: +1 972 323 2200
sensors@ttelectronics.com | www.ttelectronics.com

LED and Photosensor Pairs

OPS665, OPS666, OPS667, OPS691, OPS692, OPS693, OPS698



Performance

OPS698

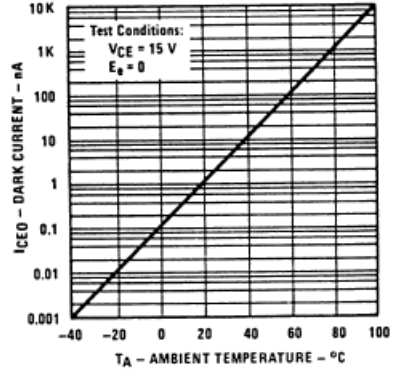
Coupling Characteristics of OP145 and OP555



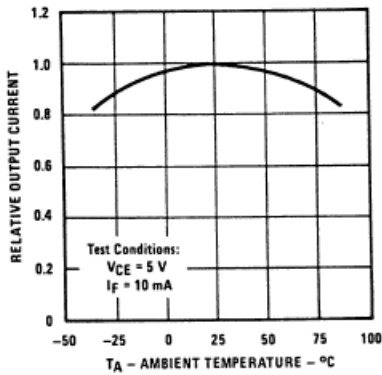
Forward Current vs Forward Voltage



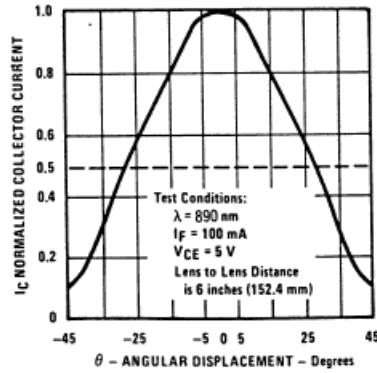
Dark Current vs Free Air Temperature



Relative Output Current vs Free Air Temperature



Normalized Collector Current vs Angular Displacement



Relative Power Output vs Forward Current (LED)



General Note

TT Electronics reserves the right to make changes in product specification without notice or liability. All information is subject to TT Electronics' own data and is considered accurate at time of going to print.

TT Electronics | OPTEK Technology, Inc.
1645 Wallace Drive, Carrollton, TX 75006 | Ph: +1 972 323 2200
sensors@ttelectronics.com | www.ttelectronics.com

Компания «Океан Электроники» предлагает заключение долгосрочных отношений при поставках импортных электронных компонентов на взаимовыгодных условиях!

Наши преимущества:

- Поставка оригинальных импортных электронных компонентов напрямую с производств Америки, Европы и Азии, а так же с крупнейших складов мира;
- Широкая линейка поставок активных и пассивных импортных электронных компонентов (более 30 млн. наименований);
- Поставка сложных, дефицитных, либо снятых с производства позиций;
- Оперативные сроки поставки под заказ (от 5 рабочих дней);
- Экспресс доставка в любую точку России;
- Помощь Конструкторского Отдела и консультации квалифицированных инженеров;
- Техническая поддержка проекта, помощь в подборе аналогов, поставка прототипов;
- Поставка электронных компонентов под контролем ВП;
- Система менеджмента качества сертифицирована по Международному стандарту ISO 9001;
- При необходимости вся продукция военного и аэрокосмического назначения проходит испытания и сертификацию в лаборатории (по согласованию с заказчиком);
- Поставка специализированных компонентов военного и аэрокосмического уровня качества (Xilinx, Altera, Analog Devices, Intersil, Interpoint, Microsemi, Actel, Aeroflex, Peregrine, VPT, Syfer, Eurofarad, Texas Instruments, MS Kennedy, Miteq, Cobham, E2V, MA-COM, Hittite, Mini-Circuits, General Dynamics и др.);

Компания «Океан Электроники» является официальным дистрибьютором и эксклюзивным представителем в России одного из крупнейших производителей разъемов военного и аэрокосмического назначения «JONHON», а так же официальным дистрибьютором и эксклюзивным представителем в России производителя высокотехнологичных и надежных решений для передачи СВЧ сигналов «FORSTAR».



JONHON

«JONHON» (основан в 1970 г.)

Разъемы специального, военного и аэрокосмического назначения:

(Применяются в военной, авиационной, аэрокосмической, морской, железнодорожной, горно- и нефтедобывающей отраслях промышленности)

«FORSTAR» (основан в 1998 г.)

ВЧ соединители, коаксиальные кабели, кабельные сборки и микроволновые компоненты:

(Применяются в телекоммуникациях гражданского и специального назначения, в средствах связи, РЛС, а так же военной, авиационной и аэрокосмической отраслях промышленности).



Телефон: 8 (812) 309-75-97 (многоканальный)

Факс: 8 (812) 320-03-32

Электронная почта: ocean@oceanchips.ru

Web: <http://oceanchips.ru/>

Адрес: 198099, г. Санкт-Петербург, ул. Калинина, д. 2, корп. 4, лит. А