



RF360 Europe GmbH

A Qualcomm – TDK Joint Venture

## SAW Components

### SAW IF filter

Satellite radio

Series/type:	B1726
Ordering code:	B39261B1726H810
Date:	December 20, 2012
Version:	2.2

RF360 products mentioned within this document are offered by RF360 Europe GmbH and other subsidiaries of RF360 Holdings Singapore Pte. Ltd. (collectively, the “RF360 Subsidiaries”). RF360 Holdings Singapore Pte. Ltd. is a joint venture of Qualcomm Global Trading Pte. Ltd. and EPCOS AG. References in this documentation to EPCOS AG should properly reference, and shall be read to reference, the RF360 Subsidiaries.

RF360 Europe GmbH, Anzinger Str. 13, München, Germany

© 2016 RF360 Europe GmbH and/or its affiliated companies. All rights reserved.

These materials, including the information contained herein, may be used only for informational purposes by the customer. The RF360 Subsidiaries assume no responsibility for errors or omissions in these materials or the information contained herein. The RF360 Subsidiaries reserve the right to make changes to the product(s) or information contained herein without notice. The materials and information are provided on an AS IS basis, and the RF360 Subsidiaries assume no liability and make no warranty or representation, either expressed or implied, with respect to the materials, or any output or results based on the use, application, or evaluation of such materials, including, without limitation, with respect to the non-infringement of trademarks, patents, copyrights or any other intellectual property rights or other rights of third parties.

No use of this documentation or any information contained herein grants any license, whether express, implied, by estoppel or otherwise, to any intellectual property rights, including, without limitation, to any patents owned by QUALCOMM Incorporated or any of its subsidiaries.

Not to be used, copied, reproduced, or modified in whole or in part, nor its contents revealed in any manner to others without the express written permission of RF360 Europe GmbH.

Qualcomm and Qualcomm RF360 are trademarks of Qualcomm Incorporated, registered in the United States and other countries. RF360 is a trademark of Qualcomm Incorporated. Other product and brand names may be trademarks or registered trademarks of their respective owners.

This technical data may be subject to U.S. and international export, re-export, or transfer ("export") laws. Diversion contrary to U.S. and international law is strictly prohibited.



# SAW Components

## SAW IF filter

Satellite radio

<b>Series/type:</b>	<b>B1726</b>
<b>Ordering code:</b>	<b>B39261B1726H810</b>
<b>Date:</b>	<b>December 20, 2012</b>
<b>Version:</b>	<b>2.2</b>


© EPCOS AG 2015. Reproduction, publication and dissemination of this publication, enclosures hereto and the information contained therein without EPCOS' prior express consent is prohibited.

EPCOS AG is a TDK Group Company.

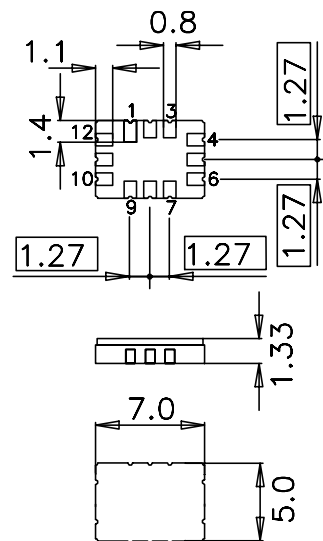
Data sheet


**Application**

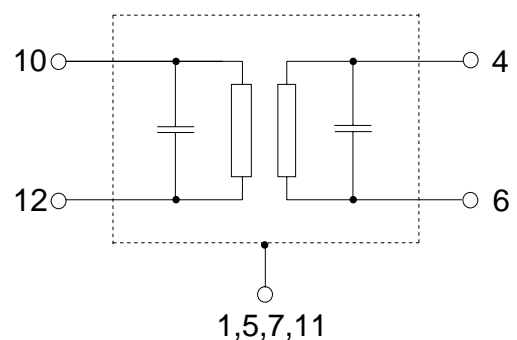
- IF filter for digital satellite radio
- Low insertion attenuation
- Constant group delay
- Unbalanced or balanced operation


**Features**

- Package size 7.0 x 5.0 x 1.33 mm<sup>3</sup>
- Package code QCC12E
- Maximum package height 1.48 mm
- RoHS compatible
- Approximate weight 0.25 g
- Ceramic package for **Surface Mount Technology (SMT)**
- Ni, gold-plated terminals
- AEC-Q200 qualified component family
- **Electrostatic Sensitive Device (ESD)**


**Pin configuration**

- 10 Input
- 12 Input
- 4 Output
- 6 Output
- 1,5,7,11 Case – ground
- 2,3,8,9 To be grounded



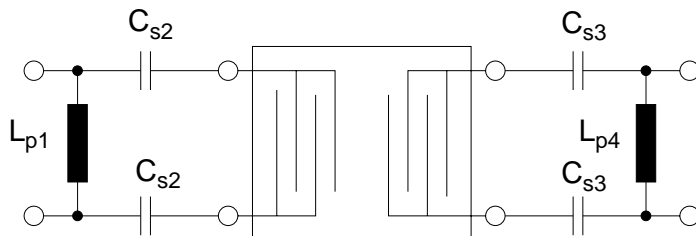
Data sheet


**Characteristics**

Temperature range for specification:  $T = -40\text{ °C} \dots 85\text{ °C}$   
 Terminating source impedance:  $Z_S = 150\ \Omega$  and matching network  
 Terminating load impedance:  $Z_L = 150\ \Omega$  and matching network

		min.	typ. @ 25 °C	max.	
<b>Nominal frequency</b>	$f_N$	—	259.86	—	MHz
<b>Minimum insertion attenuation</b>	$\alpha_{\min}$	—	14.5	15.5	dB
<b>Amplitude ripple (p-p)</b>	$\Delta\alpha$				
253.61 ... 266.11 MHz		—	0.8	1.4	dB
253.61 ... 255.47 MHz		—	0.3	0.8	dB
255.47 ... 257.33 MHz		—	0.3	0.8	dB
257.33 ... 259.84 MHz		—	0.3	0.8	dB
259.89 ... 262.40 MHz		—	0.3	0.8	dB
262.40 ... 264.25 MHz		—	0.3	0.8	dB
264.25 ... 266.11 MHz		—	0.7	1.0	dB
<b>Pass bandwidth</b>					
$\alpha_{\text{rel}} \leq 1.5\text{ dB}$	$B_{1.5\text{dB}}$	12.5	14.1	15.0	MHz
$\alpha_{\text{rel}} \leq 3\text{ dB}$	$B_{3\text{dB}}$	14.4	14.9	15.4	MHz
$\alpha_{\text{rel}} \leq 15\text{ dB}$	$B_{15\text{dB}}$	—	17.4	—	MHz
<b>Attenuation (relative to <math>\alpha_{\min}</math>)</b>	$\alpha_{\text{rel}}$				
<b>Lower sidelobe</b>					
230.00 ... $f_N - 12.00$ MHz		34.0	36.0	—	dB
$f_N - 12.00$ ... $f_N - 10.50$ MHz		32.0	36.0	—	dB
<b>Upper sidelobe</b>					
$f_N + 9.00$ ... $f_N + 10.30$ MHz		13.0	16.0	—	dB
$f_N + 10.30$ ... $f_N + 12.00$ MHz		34.0	36.0	—	dB
$f_N + 12.00$ ... 290.00 MHz		35.0	37.0	—	dB
<b>Group delay ripple (p-p)</b>	$\Delta\tau$				
$f_N \pm 6.24$ MHz		—	50	70	ns
<b>Temperature coefficient of frequency</b>	$TC_f$	—	-18	—	ppm/K

Data sheet


**Matching network (based on four port measurement, quality factors  $Q_L = 40$ ,  $Q_C = 90$ )**


$$L_{p1} = 22 \text{ nH}$$

$$C_{s2} = 120 \text{ pF}$$

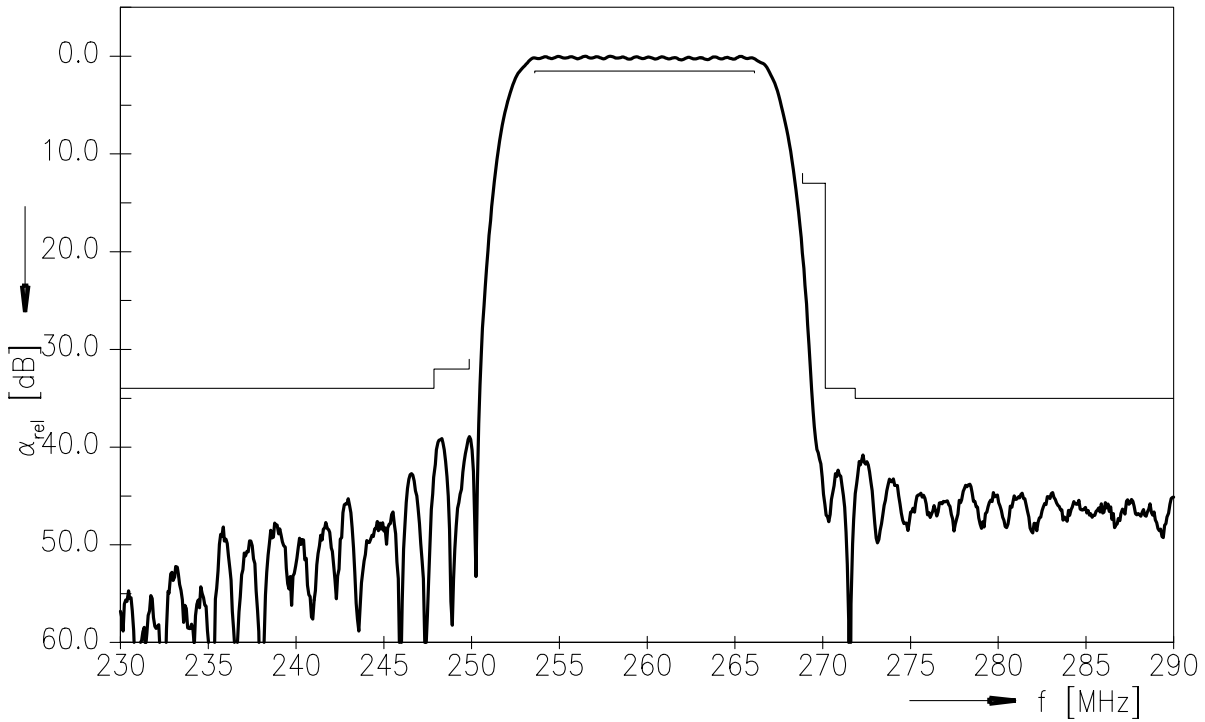
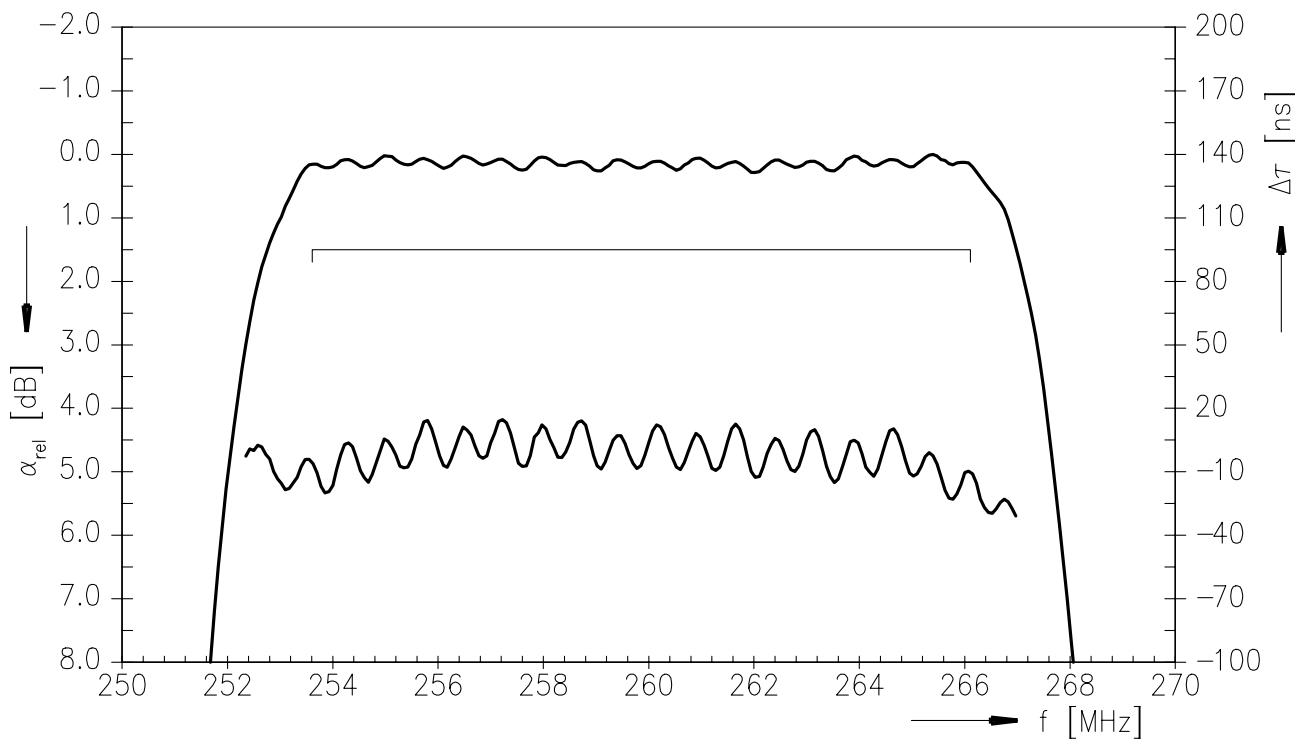
$$C_{s3} = 68 \text{ pF}$$

$$L_{p4} = 22 \text{ nH}$$

**Maximum ratings**

Operable temperature range	T	-40 / +85	°C	
Storage temperature range	T <sub>stg</sub>	-40 / +85	°C	
DC voltage	V <sub>DC</sub>	6	V	
Source power	P <sub>S</sub>	0	dBm	

Data sheet


**Transfer function**

**Transfer function (passband)**



**References**

<b>Type</b>	B1726
<b>Ordering code</b>	B39261B1726H810
<b>Marking and package</b>	C61157-A7-A103
<b>Packaging</b>	F61074-V8170-Z000
<b>Date codes</b>	L_1126
<b>S-parameters</b>	B1726_NB.s4p See file header for port/pin assignment table.
<b>Soldering profile</b>	S_6001
<b>RoHS compatible</b>	RoHS-compatible means that products are compatible with the requirements according to Art. 4 (substance restrictions) of Directive 2011/65/EU of the European Parliament and of the Council of June 8 <sup>th</sup> , 2011, on the restriction of the use of certain hazardous substances in electrical and electronic equipment ("Directive") with due regard to the application of exemptions as per Annex III of the Directive in certain cases.
<b>Matching coils</b>	See Inductor pdf-catalog <a href="http://www.tdk.co.jp/tefe02/coil.htm#aname1">http://www.tdk.co.jp/tefe02/coil.htm#aname1</a> and Data Library for circuit simulation <a href="http://www.tdk.co.jp/etvcl/index.htm">http://www.tdk.co.jp/etvcl/index.htm</a> for a large variety of matching coils.

For further information please contact your local EPCOS sales office or visit our webpage at [www.epcos.com](http://www.epcos.com).

**Published by EPCOS AG**  
**Systems, Acoustics, Waves Business Group**  
**P.O. Box 80 17 09, 81617 Munich, GERMANY**

© EPCOS AG 2012. This brochure replaces the previous edition.

For questions on technology, prices and delivery please contact the Sales Offices of EPCOS AG or the international Representatives.

Due to technical requirements components may contain dangerous substances. For information on the type in question please also contact one of our Sales Offices.



## Important notes

The following applies to all products named in this publication:

1. Some parts of this publication contain **statements about the suitability of our products for certain areas of application**. These statements are based on our knowledge of typical requirements that are often placed on our products in the areas of application concerned. We nevertheless expressly point out **that such statements cannot be regarded as binding statements about the suitability of our products for a particular customer application**. As a rule, EPCOS is either unfamiliar with individual customer applications or less familiar with them than the customers themselves. For these reasons, it is always ultimately incumbent on the customer to check and decide whether an EPCOS product with the properties described in the product specification is suitable for use in a particular customer application.
2. We also point out that **in individual cases, a malfunction of electronic components or failure before the end of their usual service life cannot be completely ruled out in the current state of the art, even if they are operated as specified**. In customer applications requiring a very high level of operational safety and especially in customer applications in which the malfunction or failure of an electronic component could endanger human life or health (e.g. in accident prevention or life-saving systems), it must therefore be ensured by means of suitable design of the customer application or other action taken by the customer (e.g. installation of protective circuitry or redundancy) that no injury or damage is sustained by third parties in the event of malfunction or failure of an electronic component.
3. **The warnings, cautions and product-specific notes must be observed.**
4. In order to satisfy certain technical requirements, **some of the products described in this publication may contain substances subject to restrictions in certain jurisdictions (e.g. because they are classed as hazardous)**. Useful information on this will be found in our Material Data Sheets on the Internet ([www.epcos.com/material](http://www.epcos.com/material)). Should you have any more detailed questions, please contact our sales offices.
5. We constantly strive to improve our products. Consequently, **the products described in this publication may change from time to time**. The same is true of the corresponding product specifications. Please check therefore to what extent product descriptions and specifications contained in this publication are still applicable before or when you place an order. We also **reserve the right to discontinue production and delivery of products**. Consequently, we cannot guarantee that all products named in this publication will always be available. The aforementioned does not apply in the case of individual agreements deviating from the foregoing for customer-specific products.
6. Unless otherwise agreed in individual contracts, **all orders are subject to the current version of the “General Terms of Delivery for Products and Services in the Electrical Industry” published by the German Electrical and Electronics Industry Association (ZVEI)**.
7. The trade names EPCOS, BAOKE, Alu-X, CeraDiode, CeraLink, CSMP, CSSP, CTVS, DeltaCap, DigiSiMic, DSSP, FilterCap, FormFit, MiniBlue, MiniCell, MKD, MKK, MLSC, MotorCap, PCC, PhaseCap, PhaseCube, PhaseMod, PhiCap, SIFERRIT, SIFI, SIKOREL, SilverCap, SIMDAD, SiMic, SIMID, SineFormer, SIOV, SIP5D, SIP5K, ThermoFuse, WindCap are **trademarks registered or pending** in Europe and in other countries. Further information will be found on the Internet at [www.epcos.com/trademarks](http://www.epcos.com/trademarks).

# Mouser Electronics

Authorized Distributor

Click to View Pricing, Inventory, Delivery & Lifecycle Information:

[Qualcomm RF360:](#)

[B39261B1726H810](#)

Компания «Океан Электроники» предлагает заключение долгосрочных отношений при поставках импортных электронных компонентов на взаимовыгодных условиях!

Наши преимущества:

- Поставка оригинальных импортных электронных компонентов напрямую с производств Америки, Европы и Азии, а так же с крупнейших складов мира;
- Широкая линейка поставок активных и пассивных импортных электронных компонентов (более 30 млн. наименований);
- Поставка сложных, дефицитных, либо снятых с производства позиций;
- Оперативные сроки поставки под заказ (от 5 рабочих дней);
- Экспресс доставка в любую точку России;
- Помощь Конструкторского Отдела и консультации квалифицированных инженеров;
- Техническая поддержка проекта, помощь в подборе аналогов, поставка прототипов;
- Поставка электронных компонентов под контролем ВП;
- Система менеджмента качества сертифицирована по Международному стандарту ISO 9001;
- При необходимости вся продукция военного и аэрокосмического назначения проходит испытания и сертификацию в лаборатории (по согласованию с заказчиком);
- Поставка специализированных компонентов военного и аэрокосмического уровня качества (Xilinx, Altera, Analog Devices, Intersil, Interpoint, Microsemi, Actel, Aeroflex, Peregrine, VPT, Syfer, Eurofarad, Texas Instruments, MS Kennedy, Miteq, Cobham, E2V, MA-COM, Hittite, Mini-Circuits, General Dynamics и др.);

Компания «Океан Электроники» является официальным дистрибьютором и эксклюзивным представителем в России одного из крупнейших производителей разъемов военного и аэрокосмического назначения «JONHON», а так же официальным дистрибьютором и эксклюзивным представителем в России производителя высокотехнологичных и надежных решений для передачи СВЧ сигналов «FORSTAR».



## JONHON

«JONHON» (основан в 1970 г.)

Разъемы специального, военного и аэрокосмического назначения:

(Применяются в военной, авиационной, аэрокосмической, морской, железнодорожной, горно- и нефтедобывающей отраслях промышленности)

«FORSTAR» (основан в 1998 г.)

ВЧ соединители, коаксиальные кабели,  
кабельные сборки и микроволновые компоненты:

(Применяются в телекоммуникациях гражданского и специального назначения, в средствах связи, РЛС, а так же военной, авиационной и аэрокосмической отраслях промышленности).



Телефон: 8 (812) 309-75-97 (многоканальный)

Факс: 8 (812) 320-03-32

Электронная почта: [ocean@oceanchips.ru](mailto:ocean@oceanchips.ru)

Web: <http://oceanchips.ru/>

Адрес: 198099, г. Санкт-Петербург, ул. Калинина, д. 2, корп. 4, лит. А