



## Main

Range of product	Zelio Control
Product or component type	Modular measurement and control relays
Relay type	Motor temperature control relay
Product specific application	For 3-phase supply
Relay name	RM35TM
Relay monitored parameters	Motor temperature via PTC probe Phase failure detection Phase sequence Selection (with or without memory) Test/reset button
Time delay type	Fixed 0.3 s
Switching capacity in VA	1250 VA
Measurement range	0...20 Ohm short-circuit detection 208...480 V voltage AC

## Complementary

Reset time	10000 ms output
Maximum switching voltage	250 V AC 250 V DC
Minimum switching current	10 mA at 5 V DC
Maximum switching current	5 A AC 5 A DC
Supply voltage limits	20.4...264 V AC 20.4...264 V DC
Power consumption in VA	0...4 VA at 24...240 V AC
Power consumption in W	<= 0.5 W DC
Control circuit frequency	50...60 Hz +/- 10 %
Resistance across terminals	602 mOhm
Output contacts	2 NO
Nominal output current	5 A
Measurement voltage limits	176...528 V AC
Run-up delay at power-up	<= 500 ms
Voltage range	176...528 V
Response time	> 50 ms input Y1 (contact Y1-T1) and push-button
[Uc] control circuit voltage	<= 3.6 V of temperature control circuit (T1-T2 terminals open)
Short-circuit current	0.007 A temperature sensing circuit (T1-T2 terminals short circuited)
Resistance	<= 1500 Ohm temperature sensor at 68 °F (20 °C)
Tripping threshold	3100 Ohm (+/- 10 % temperature control circuit)
Reset threshold	1650 Ohm (+/- 10 % temperature control circuit)
Marking	CE
Overvoltage category	III conforming to IEC 60664-1
Insulation resistance	> 500 MOhm at 500 V DC between supply and relay output conforming to IEC 60255-5 > 500 MOhm at 500 V DC between measurement and relay output conforming to IEC 60664-1 > 1 MOhm at 500 V DC between supply and measurement conforming to IEC 60255-5 > 500 MOhm at 500 V DC between supply and relay output conforming to IEC 60664-1 > 500 MOhm at 500 V DC between measurement and relay output conforming to IEC 60255-5 > 1 MOhm at 500 V DC between supply and measurement conforming to IEC 60664-1

The information provided in this documentation contains general descriptions and/or technical characteristics of the performance of the products contained herein. This documentation is not intended as a substitute for and is not to be used for determining suitability or reliability of these products for specific user applications. It is the duty of any such user or integrator to perform the appropriate and complete risk analysis, evaluation and testing of the products with respect to the relevant specific application or use thereof. Neither Schneider Electric Industries SAS nor any of its affiliates or subsidiaries shall be responsible or liable for misuse of the information contained herein.

[Ui] rated insulation voltage	400 V conforming to IEC 60664-1
Supply frequency	50/60 Hz +/- 10 %
Operating position	Any position without
Connections - terminals	Screw terminals 1 x 0.5...1 x 4 mm <sup>2</sup> - AWG 20...AWG 11, solid cable without cable end Screw terminals 2 x 0.5...2 x 2.5 mm <sup>2</sup> - AWG 20...AWG 14, solid cable without cable end Screw terminals 1 x 0.2...1 x 2.5 mm <sup>2</sup> - AWG 24...AWG 12, flexible cable with cable end Screw terminals 2 x 0.2...2 x 1.5 mm <sup>2</sup> - AWG 24...AWG 16, flexible cable with cable end
Tightening torque	5.31...8.85 lbf.in (0.6...1 N.m) conforming to IEC 60947-1
Housing material	Self-extinguishing plastic
Local signalling	LED green power ON LED yellow phase of relay (R2) LED yellow temperature of relay (R1)
Mounting support	35 mm symmetrical DIN rail conforming to EN/IEC 60715
Electrical durability	10000 cycles
Mechanical durability	<= 30000000 cycles
Operating rate	<= 360 operations/hour under full load
Utilisation category	AC-12 conforming to IEC 60947-5-1 AC-13 conforming to IEC 60947-5-1 AC-14 conforming to IEC 60947-5-1 AC-15 conforming to IEC 60947-5-1 DC-12 conforming to IEC 60947-5-1 DC-13 conforming to IEC 60947-5-1
Width	1.38 in (35 mm)
Product weight	0.29 lb(US) (0.13 kg)

## Environment

immunity to microbreaks	20 ms at 20.4 V
electromagnetic compatibility	Emission standard for industrial environments conforming to EN/IEC 61000-6-4 Emission standard for residential, commercial and light-industrial environments conforming to EN/IEC 61000-6-3 Immunity for industrial environments conforming to EN/IEC 61000-6-2
standards	EN/IEC 60255-6 IEC 60034-11-2
product certifications	CSA C-Tick GL GOST UL
directives	89/336/EEC - electromagnetic compatibility 73/23/EEC - low voltage directive
ambient air temperature for storage	-40...158 °F (-40...70 °C)
ambient air temperature for operation	-4...122 °F (-20...50 °C)
relative humidity	95 % at 131 °F (55 °C) conforming to IEC 60068-2-30
vibration resistance	0.35 mm (f = 5...57.6 Hz) conforming to IEC 60068-2-6 1 gn (f = 57.6...150 Hz) conforming to IEC 60255-21-1
shock resistance	15 gn 11 ms conforming to IEC 60255-21-1
IP degree of protection	IP20(terminals) conforming to IEC 60529 IP30 (casing) conforming to IEC 60529
pollution degree	3 conforming to IEC 60664-1
dielectric test voltage	2 kV 1 min AC 50 Hz
non-dissipating shock wave	4 kV

## Offer Sustainability

Green Premium product	Green Premium product
Compliant - since 0701 - Schneider Electric declaration of conformity	Compliant - since 0701 - Schneider Electric declaration of conformity
Reference not containing SVHC above the threshold	Reference not containing SVHC above the threshold
Available	Available

Available

Available

WARNING: This product can expose you to chemicals including:

WARNING: This product can expose you to chemicals including:

Lead and lead compounds, which is known to the State of California to cause cancer and birth defects or other reproductive harm.

Lead and lead compounds, which is known to the State of California to cause cancer and birth defects or other reproductive harm.

For more information go to [www.p65warnings.ca.gov](http://www.p65warnings.ca.gov)

For more information go to [www.p65warnings.ca.gov](http://www.p65warnings.ca.gov)

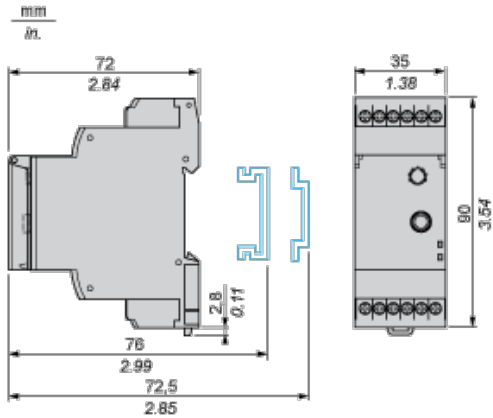
### Contractual warranty

Warranty period

18 months

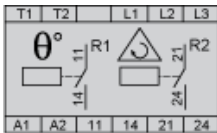
## 3-Phase Supply and Motor Temperature Control Relays

### Dimensions and Mounting



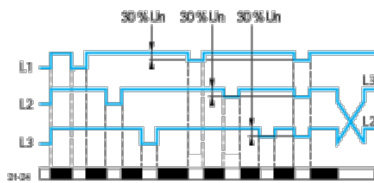
## 3-Phase Supply and Motor Temperature Control Relays

### Wiring Diagram




### Function Diagrams

#### Phase Sequence Control and Phase Failure Detection (U measured < 0.7 x nominal supply voltage)



#### Motor Temperature Control via PTC Probe



### Legend

$U_n$  Nominal 3-phase supply voltage

R T1-T2 Resistance between terminals T1 and T2

11-14 R1 output relay connections

Relay status: black color = energized.

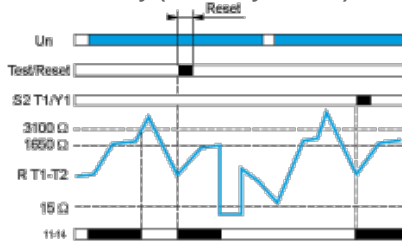
**NOTE:** The temperature control relay can take up to 6 PTC (positive temperature coefficient) probes wired in series between terminals T1 and T2.

## Function Diagrams

### Motor Temperature Control via PTC Probe

As soon as the temperature returns to the correct value, the relay can be unlocked (reset), either by pressing the "Test/Reset" button (for at least 200 ms), or by closing a volt-free contact (for at least 200 ms) between terminal Y1 and T1 (without a parallel load). When a fault is detected, the "temperature" output relay locks in the open position, even if the "Test/Reset" button is pressed.

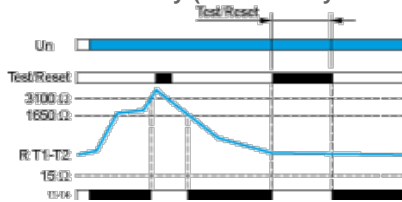
#### With memory ("Memory" mode)



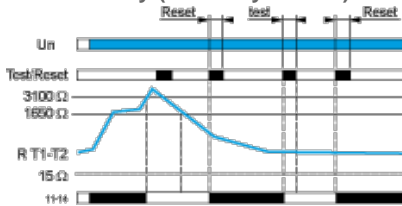
#### Use of the "Test/Reset" Button

When the temperature is normal, pressing the "Test/Reset" button simulates overheating, the "temperature" output relay contact is open.

#### Without memory ("No Memory" mode).



#### With memory ("Memory" mode)



#### Legend

Un Nominal 3-phase supply voltage

R T1-T2 Resistance between terminals T1 and T2

11-14 R1 output relay connections

Relay status: black color = energized.

In "Memory" mode, "fault" indication is locked and the button must be released then pressed again to reset the function. When a fault has been detected and the temperature has returned to normal, the "temperature" control relay can be unlocked (reset) by pressing the "Test/Reset" button.

Компания «Океан Электроники» предлагает заключение долгосрочных отношений при поставках импортных электронных компонентов на взаимовыгодных условиях!

Наши преимущества:

- Поставка оригинальных импортных электронных компонентов напрямую с производств Америки, Европы и Азии, а так же с крупнейших складов мира;
- Широкая линейка поставок активных и пассивных импортных электронных компонентов (более 30 млн. наименований);
- Поставка сложных, дефицитных, либо снятых с производства позиций;
- Оперативные сроки поставки под заказ (от 5 рабочих дней);
- Экспресс доставка в любую точку России;
- Помощь Конструкторского Отдела и консультации квалифицированных инженеров;
- Техническая поддержка проекта, помощь в подборе аналогов, поставка прототипов;
- Поставка электронных компонентов под контролем ВП;
- Система менеджмента качества сертифицирована по Международному стандарту ISO 9001;
- При необходимости вся продукция военного и аэрокосмического назначения проходит испытания и сертификацию в лаборатории (по согласованию с заказчиком);
- Поставка специализированных компонентов военного и аэрокосмического уровня качества (Xilinx, Altera, Analog Devices, Intersil, Interpoint, Microsemi, Actel, Aeroflex, Peregrine, VPT, Syfer, Eurofarad, Texas Instruments, MS Kennedy, Miteq, Cobham, E2V, MA-COM, Hittite, Mini-Circuits, General Dynamics и др.);

Компания «Океан Электроники» является официальным дистрибьютором и эксклюзивным представителем в России одного из крупнейших производителей разъемов военного и аэрокосмического назначения «**JONHON**», а так же официальным дистрибьютором и эксклюзивным представителем в России производителя высокотехнологичных и надежных решений для передачи СВЧ сигналов «**FORSTAR**».



## JONHON

«**JONHON**» (основан в 1970 г.)

Разъемы специального, военного и аэрокосмического назначения:

(Применяются в военной, авиационной, аэрокосмической, морской, железнодорожной, горно- и нефтедобывающей отраслях промышленности)

«**FORSTAR**» (основан в 1998 г.)

ВЧ соединители, коаксиальные кабели,  
кабельные сборки и микроволновые компоненты:

(Применяются в телекоммуникациях гражданского и специального назначения, в средствах связи, РЛС, а так же военной, авиационной и аэрокосмической отраслях промышленности).



Телефон: 8 (812) 309-75-97 (многоканальный)

Факс: 8 (812) 320-03-32

Электронная почта: [ocean@oceanchips.ru](mailto:ocean@oceanchips.ru)

Web: <http://oceanchips.ru/>

Адрес: 198099, г. Санкт-Петербург, ул. Калинина, д. 2, корп. 4, лит. А